

STIHL



FULL PRODUCT CATALOGUE 2024

—



NEW ZEALAND

SHOP ONLINE

INNOVATION FROM TRADITION

Making it easier to work with and in nature is what we strive for every day. To achieve that, we are always focused on our customers' challenges – big and small. We revolutionised forestry work with the first petrol-driven chainsaw in 1929, while our development of the QuickStop chain brake and anti-vibration system brought about significant improvements in safety. And most recently, with the MS 500i – the world's first chainsaw with electronically controlled fuel injection – we are introducing an outstanding power-to-weight ratio into the forest.

And we are getting to work on the next challenges: we have already been engaging with global climate change, new legal framework conditions and changed needs of our customers for some time. With these goals in mind our own STIHL research and development department, powered by more than 900 experts, is currently developing ideas for the future, driving new technologies forward and getting the most out of existing and new products. We underscore this endeavour with the MSA 300, which is currently our most powerful battery saw on the market.

As such, STIHL is relying on nothing less than technological leadership in both segments, petrol and battery. Here we continue to do what our grandfather laid the foundation for: we understand real-world requirements, think ahead with new ideas and develop solutions that make it easier for all users to work with and in nature. Every single product and even every detail bears the distinctive signature of our innovative strength, with which we also want to inspire people around the world for many generations to come.

YOUR STIHL FAMILY

KAREN TEBAR

Deputy Chair of the Advisory Board

DR NIKOLAS STIHL

Chair of the Advisory Board

SELINA STIHL

Deputy Chair of the Advisory Board





**TIME FOR
THE OUTDOORS**
—

CONTENTS

1	BATTERY POWER TOOLS	FROM PAGE 10
2	CHAINSAWS AND POLE PRUNERS	FROM PAGE 58
3	CUTTING ATTACHMENTS	FROM PAGE 88
4	COMBISYSTEM AND MULTISYSTEM	FROM PAGE 112
5	ROBOTIC AND BATTERY LAWNMOWERS	FROM PAGE 126
6	BRUSHCUTTERS AND CLEARING SAWS	FROM PAGE 150
7	HEDGETRIMMERS AND LONG-REACH HEDGETRIMMERS	FROM PAGE 182
8	POWER TILLERS	FROM PAGE 200
9	GARDEN SHREDDERS	FROM PAGE 206
10	WATER PUMPS	FROM PAGE 212
11	CLEANING SYSTEMS	FROM PAGE 218
12	MISTBLOWERS AND SPRAYERS	FROM PAGE 258
13	CONCRETE CUTTERS, CUT-OFF MACHINES, EARTH AUGERS AND HAND-HELD DRILLS	FROM PAGE 268
14	FUELS AND LUBRICANTS	FROM PAGE 290
15	HAND TOOLS AND FORESTRY ACCESSORIES	FROM PAGE 298
16	PERSONAL PROTECTIVE EQUIPMENT	FROM PAGE 308
17	TECHNICAL	FROM PAGE 332
18	BRAND SHOP	FROM PAGE 336
19	TECHNOLOGY HIGHLIGHTS IN DETAIL	FROM PAGE 340

An aerial photograph of a lush, green forested hillside. The foreground shows a well-maintained golf course with several holes and a clubhouse. The middle ground is filled with a dense forest of various trees, including many white-blossomed trees. The background shows a steep, forested hillside under a clear blue sky.

NEW PRODUCTS **OVERVIEW**

BATTERY POWER TOOLS

HSA 30 BATTERY HEDGETRIMMER	13
HSA 40 BATTERY HEDGETRIMMER	13
FSA 30 BATTERY LINETRIMMER	14
FSA 80 R BATTERY LINETRIMMER	22
FSA 80 BATTERY LINETRIMMER	22
KMA 80 R BATTERY COMBIENGINE	23
RMA 239 BATTERY LAWNMOWER	26
RMA 239 C BATTERY LAWNMOWER	26
PROTECTIVE FOOT FOR KMA	28
FSA 120 R BATTERY LINETRIMMER	43
FSA 120 BATTERY LINETRIMMER	43
FSA 200 R BATTERY LINETRIMMER	45
FSA 200 BATTERY LINETRIMMER	45
KMA 120 R BATTERY COMBIENGINE	48

CHAINSAWS AND POLE PRUNERS

MS 162 PETROL CHAINSAW	61
MS 172 PETROL CHAINSAW	62
MS 172 CB-E PETROL CHAINSAW	62
MS 182 PETROL CHAINSAW	63
MS 182 CB-E PETROL CHAINSAW	63
MS 212 PETROL CHAINSAW	64
MS 212 CB-E PETROL CHAINSAW	64

COMBISYSTEM

KMA 80 R BATTERY COMBIENGINE	116
KMA 120 R BATTERY COMBIENGINE	116
PROTECTIVE FOOT FOR KMA	120

ROBOTIC AND BATTERY LAWNMOWERS

IMOW* 5, 6, 7	130
IMOW* 5 EVO, 6 EVO, 7 EVO	131
ACCESSORIES FOR NEW GEN IMOW*	137
RMA 239 BATTERY LAWNMOWER	142
RMA 239 C BATTERY LAWNMOWER	142

BRUSHCUTTERS AND CLEARING SAWS

FSA 30 BATTERY LINETRIMMER	159
FSA 80 R BATTERY LINETRIMMER	160
FSA 80 BATTERY LINETRIMMER	160
FSA 120 R BATTERY LINETRIMMER	162
FSA 120 BATTERY LINETRIMMER	162
FSA 200 R BATTERY LINETRIMMER	163
FSA 200 BATTERY LINETRIMMER	163
POLY CUT 6-2 MOWING HEAD	175
POLY CUT 18-2 MOWING HEAD	175
SET OF PLASTIC BLADES FOR POLY CUT 6-2 AND 18-2	176

HEDGETRIMMERS

HSA 30 BATTERY HEDGETRIMMER	187
HSA 40 BATTERY HEDGETRIMMER	187

PERSONAL PROTECTIVE EQUIPMENT

ADVANCE X-VENT HELMET WITH PROCOM	324
-----------------------------------	-----

TECHNICAL

SERVICE KIT FOR MS 162, MS 172	334
SERVICE KIT FOR MS 182, MS 212	334
SPARK PLUGS	335



SHOP ONLINE AT STIHL SHOP

www.stihlshop.co.nz

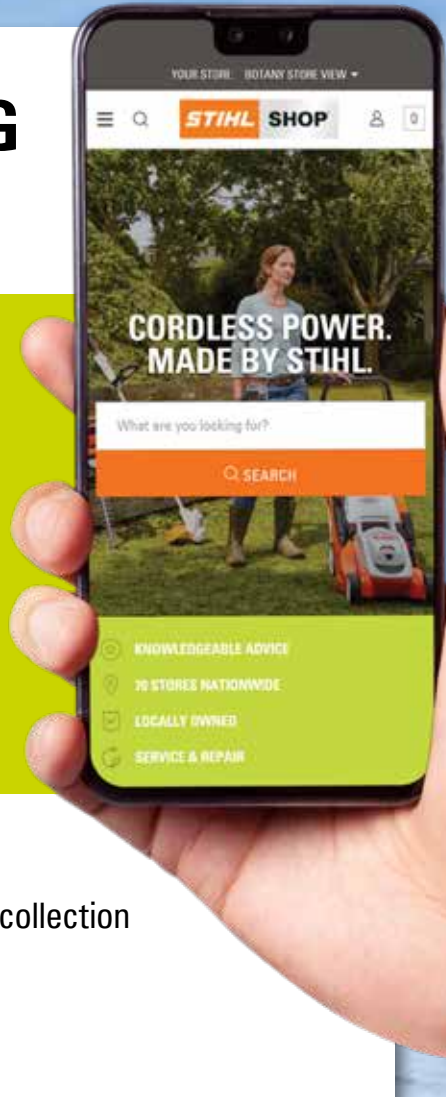


SAVE TIME BY PURCHASING STIHL PRODUCTS ONLINE



1 HOUR CLICK & COLLECT

Home delivery or 1 hour Click & Collect available for online orders[^]



- Convenience with 24/7 shopping
- Click & Collect products assembled and ready to use on collection
- Home Delivery* or 1 Hour Click & Collect[^]
- Buy now, pay later with Laybuy and AfterPay



^{*}Available on most items. [^]See online for details



SYSTEMATIC PERFORMANCE: OUR BATTERY POWER.

COMPACT. HANDY. VERSATILE.

Compact power tools for detailed work and occasional garden maintenance.

AS-SYSTEM



➔ FROM PAGE 12

FOR SMALLER GARDENS.

Easy to operate power tools for spontaneous garden work.

AI-LINE



➔ FROM PAGE 16

READY FOR ANY CHALLENGE.

A wide range of power tools for versatile and demanding gardening tasks.

AK-SYSTEM



➔ FROM PAGE 18

MORE POWER.

Master any application with our most powerful battery power tools.

AP-SYSTEM



➔ FROM PAGE 32



AS SYSTEM

COMPLETE A RANGE OF GARDEN JOBS WITH EASE

The compact, easy-to-handle power tools in the AS System are perfect for occasional grounds and garden maintenance. The power you need is reliably delivered by a replaceable AS 2 battery.



GTA 26



10.8 V • 1.2 kg[Ⓞ]

Battery Garden Pruner with a wide range of uses. For pruning trees and shrubs, cutting up garden waste, and building with wood. With a 1/4" PM3 Saw Chain for excellent cutting performance and powerful cuts. Non-slip control handle for perfect ergonomics. Tool-free chain replacement and flexible protective hood for safe work, with charge-level indicator. The GTA 26 is available in a set or as an individual tool.

Included in the **set**:

- 1x AS 2 Lithium-ion Battery, 28 Wh, 10.8 V
- 1x AL 1 standard Charger
- 1x 10 cm Light Guide Bar
- 1x 10 cm 1/4" PM3 Saw Chain
- 1x Bio Multi-use Oil, 50 ml
- 1x Black/Orange Carry Bag with eyelets for wall-mounting

GTA 26 INDIVIDUAL TOOL EXCLUDING BATTERY AND CHARGER, INCLUDING BIO MULTI-USE OIL, 50 ML

BAR LENGTH **10 cm**
ORDER NUMBER **GA01 011 6905**

GTA 26 SET

BAR LENGTH **10 cm**
ORDER NUMBER **GA01 011 6915**

GTA 26 REPLACEMENT CHAIN LOOP

ORDER NUMBER **3670 000 0028**

HOLSTER FOR GTA 26

Enables you to carry the GTA 26 on your belt for quick access to the tool when working. The adjustable leg strap secures the holster on your thigh for more comfortable wear. The reinforced rear panel offers good protection during insertion. The additional flap holds the GTA 26 securely in the holster.



ORDER NUMBER **GA01 490 1700**

EXTENSION SHAFT FOR GTA 26

Convert your GTA 26 Garden Pruner into a Pole Pruner with this extension shaft. Designed for cutting small branches in out-of-reach work areas across the home garden. Soft grip handle, branch hook for removing twigs from the canopy and a bend in the shaft for reduced tipping during use. Length 1.5m.



ORDER NUMBER **GA01 820 5000**

CUT KIT FOR GTA 26

Contains 2 x Chain Loops (10cm 1/4 Picco) and 1 x Guide Bar (10cm Light).



ORDER NUMBER **3007 000 9900**



HSA 26



10.8 V · 0.8 kg^①

Lightweight and compact Battery Shrub Shears with Shrub Cutter to trim and maintain smaller, evergreen hedges and small-leaved ornamental trees. Shrub Cutter with optimised STIHL Cutter Geometry for an optimum cutting experience. With Grass Trimmer, including for cutting lawn edges. Non-slip control handle for perfect ergonomics, rapid, tool-free blade change, and Battery charge-level indicator so you can keep an eye on the remaining Battery capacity at all times. The AS 2 Battery works exclusively with the products in the AS System and is not compatible with the HSA 25. The HSA 26 is available in a set or as an individual tool. For more information on features and technical details, see page 193.

Included in the **set**:

- 1x AS 2 Lithium-ion Battery, 28 Wh, 10.8 V
- 1x AL 1 Standard Charger
- 1x Shrub Cutter, cutting length of 20 cm, including blade scabbard cross-section
- 1x grass trimmer, cutting width of 12 cm including blade scabbard cross-section
- 1x Black/Orange Carry Bag with eyelets for wall-mounting

HSA 26 INDIVIDUAL TOOL WITH SHRUB CUTTER AND GRASS TRIMMER, EXCLUDING BATTERY AND CHARGER

BAR LENGTH **20 cm**
ORDER NUMBER **HA03 011 3504**


HSA 26 SET

BAR LENGTH **20 cm**
ORDER NUMBER **HA03 011 3510**

TELESCOPIC SHAFT FOR HSA 26

Facilitates ergonomic working in an upright position with the HSA 26. Easy and rapid connection with the HSA 26 well as easy changeover of the AS 2 battery in the handle. Telescopic adjustment on an infinitely variable basis, from 95-110 cm, working angle that can be adjusted through 125°, smooth-running rollers, soft handle. The telescopic shaft only fits the HSA 26 and is not compatible with the GTA 26 or the HSA 25.

ORDER NUMBER **HA03 710 7100**



NEW

HSA 30



10.8 V · 2.0 kg^②

Ultralight, ergonomic battery hedge trimmer with good cutting performance, for trimming shrubs and hedges in your home's outdoor spaces. 45 cm bar length. Laser-cut, diamond-ground blade with 22 mm tooth spacing, integrated cut protection, screw-on tip protector, replaceable AS 2 lithium-ion battery with charge-level indicator. For more information on features and technical details, see page 193.

HSA 30 EXCLUDING BATTERY AND CHARGER

BAR LENGTH **45 cm**
ORDER NUMBER **HA08 011 3500**

HSA 30 SET WITH AS 2 AND AL 1

BAR LENGTH **45 cm**
ORDER NUMBER **HA08 011 3513**



NEW

HSA 40



10.8 V · 2.1 kg^②

A very light, ergonomic battery hedge trimmer with good cutting performance, for trimming shrubs and hedges in your home's outdoor spaces. 50 cm bar length. Laser-cut, diamond-ground blade with 24 mm tooth spacing, integrated cut protection, screw-on tip protector, replaceable AS 2 lithium-ion battery with charge-level indicator. For more information on features and technical details, see page 193.

HSA 40 EXCLUDING BATTERY AND CHARGER

BAR LENGTH **50 cm**
ORDER NUMBER **HA08 011 3520**

HSA 40 SET WITH 2 x AS 2 AND AL 1

BAR LENGTH **50 cm**
ORDER NUMBER **HA08 011 3533**



NEW
FSA 30



10.8 V • 2.1 kg^①

The first battery trimmer in the AS-System to make straightforward work of trimming and clearing in outdoor domestic areas. Compact design, replaceable AS 2 lithium-ion battery (28 Wh) with charge-level indicator, telescopic shaft and tool-free loop handle adjustment. Folding spacer bracket, adjustable working angle for mower unit, additional mower head pivotable up to 90° for vertical edging. Switch easily between the PolyCut 3-2 and the optional line mowing head; up to 6 spare blades can be carried directly on the machine. For more information on features and technical details, see page 169.



FSA 30 EXCLUDING BATTERY & CHARGER
ORDER NUMBER **FA10 011 5700**

FSA 30 SET WITH AS 2 AND AL 1
ORDER NUMBER **FA10 011 5713**

FSA 30 SET WITH 2 x AS 2 AND AL 1
ORDER NUMBER **FA10 011 5724**



SEA 20



10.8 V • 1.1 kg^②

Practical cordless hand vacuum for vacuuming and cleaning smaller dry areas in the garage, workshop or car. With removable collection container for easy emptying and cleaning. Crevice nozzle and universal nozzle with removable bristle attachment for a range of applications. The locking solution enables continuous operation without needing to keep the control lever pressed down. Excellent filtering effect due to a two-level filter system. The charge level of the AS 2 battery can be viewed on an LED display at the press of a button. The SEA 20 is available in a set or as a standalone tool. For more information on features and technical details, see page 257.

Included in the **set**:

- 1 x AS 2 lithium ion battery, 28 Wh, 10,8 V
- 1 x AL 1 standard charger
- 1 x crevice nozzle
- 1 x universal nozzle with removable bristle attachment
- 1 x extension tube, 49 cm
- 1 x suction hose
- 1 x transport bag

SEA 20 INDIVIDUAL TOOL INCLUDING NOZZLES, CARRY BAG, EXCLUDING BATTERY AND CHARGER

ORDER NUMBER **SA03 011 7300**

SEA 20 SET
ORDER NUMBER **SA03 011 7314**

SET OF MINI NOZZLES

Accessory set for the SEA 20 cordless hand vacuum consisting of three extension hoses and nozzles that can be combined with one another. For cleaning particularly tight or difficult-to-access spots such as gaps between radiator bars.

- Set includes:
- 3 x extension hoses
 - 3 x nozzles
 - 1 x storage bag



ORDER NUMBER **SA03 007 1000**

① WEIGHT EXCLUDING BATTERY
② WEIGHT EXCLUDING BATTERY AND NOZZLES
③ EXPLANATION OF SYMBOLS ON PAGE 340



AS 2 BATTERY

Lightweight, compact and powerful 10.8 V Battery. Compatible with all 10.8 V Power Tools from the STIHL AS System (not HSA 25). 28 Wh Battery power[Ⓞ]. Weight: 0.22 kg.

ORDER NUMBER **EA02 400 6500**



AL 1 STANDARD CHARGER

230 V. Compatible with the STIHL AS 2 Battery. With charge-level indicator (flashing LED pattern). Cable tie with Velcro tape. Wall-mounting possible.

ORDER NUMBER **EA03 430 2505**



BATTERY POWER		28 Wh	
BATTERY CHARGING TIMES, CAPACITY: 80% / 100%			
			55 min / 70 min
BATTERY RANGE [Ⓞ] (EXAMPLE USE)		WORKING HOURS PER BATTERY CHARGE [Ⓞ] (up to...)	
GTA 26 	When sawing branches (Ø 4 cm) up to...	80 cuts	25 min
HSA 26 	Trim up to...	30 boxwood balls	110 min
HSA 30 NEW 	Up to... of hedge	50 m ²	40 min
HSA 40 NEW 	Up to... of hedge	80 m ² [Ⓞ]	66 min [Ⓞ]
FSA 30 NEW 	Lawn edges: up to.../ Lawn: up to...	200 m / 45 m ²	19 min
SEA 20 	-	-	14 min

Ⓞ POWER CAPACITY ACCORDING TO THE SPECIFICATIONS OF THE CELL MANUFACTURER. THE ACTUAL POWER CAPACITY AVAILABLE DURING OPERATION IS LOWER. TO INCREASE SERVICE LIFE
 Ⓞ THE VALUES PROVIDED ARE ESTIMATES AND MAY VARY DEPENDING ON CUTTING DONE
 Ⓞ THE BATTERY WORKING TIMES AND AREA SPECIFICATIONS FOR EACH BATTERY CHARGE ARE ESTIMATES AND MAY VARY DEPENDING ON HOW THE TOOL IS USED AND WHAT IS BEING CUT
 Ⓞ REFERS TO TWO AS BATTERIES.



AI LINE



GET SMALL GARDEN JOBS DONE AT A MOMENT'S NOTICE

With the quick and easy-to-operate power tools in the AI line, you will be fantastically well equipped to deal with tasks in your garden. To charge the integrated battery, the power tool simply needs to be connected to a wall socket.



HSA 45



18 V • 2.3 kg[Ⓢ]

A very light Battery Hedgetrimmer with good cutting performance, for trimming shrubs and hedges in your home's outdoor spaces. Single-sided Cutting Blade with 24 mm tooth spacing, integrated cut protection, screw-on tip protector, integrated Lithium-ion Battery (36 Wh) with charge-level indicator. Battery charging time 145 min/210 min (80%/100%). For more information on features and technical details, see page 193.

BAR LENGTH 50 cm
ORDER NUMBER 4511 011 3524



BGA 45



18 V • 2.2 kg[Ⓢ]

Easy-to-manoeuve Battery Blower for cleaning small outdoor areas at home. Round nozzle, integrated Lithium-ion Battery (45 Wh) with charge-level indicator. Battery charging time: 210 min/300 min (80%/100%). For more information on features and technical details, see page 231.

ORDER NUMBER 4513 011 5904



FSA 45



18 V • 2.3 kg[Ⓞ]

Compact Battery Linetrimmer to make straightforward work of trimming and clearing in outdoor domestic areas. Integrated Lithium-ion Battery (36 Wh) with charge-level indicator, shaft and loop handle with tool-free adjustment, mowing unit with adjustable working angle including for vertical edge trimming, easy to change between the PolyCut Blade and Mowing Line without changing the Mowing Head, Spacer Bracket. Battery charging time 145 min/210 min (80%/100%). For more information on features and technical details, see page 169.



ORDER NUMBER **4512 011 5704**

SET OF PLASTIC BLADES

For PolyCut 2-2 and 3-2, eight Plastic Blades.



ORDER NUMBER **4008 007 1000**



BATTERY RANGES[Ⓞ] (EXAMPLE USE)

WORKING HOURS PER BATTERY CHARGE (UP TO ... MIN)[Ⓞ]

HSA 45



Up to ... m² of hedge



80 m²

40

BGA 45



Dry leaves on asphalt: up to ... m²



200 m²

10

FSA 45



Up to ... m/ of lawn edging
Up to ... m² of lawn



250 m/
50 m²

20/12

Ⓞ WEIGHT INCLUDING BATTERY
Ⓞ EXPLANATION OF SYMBOLS ON PAGE 340

Ⓞ THE VALUES PROVIDED ARE ESTIMATES AND MAY VARY DEPENDING ON CUTTING DONE
Ⓞ THE BATTERY WORKING TIMES AND AREA SPECIFICATIONS FOR EACH BATTERY CHARGE ARE ESTIMATES AND MAY VARY DEPENDING ON HOW THE TOOL IS USED AND WHAT IS BEING CUT



AK SYSTEM

CONQUER AMBITIOUS PROJECTS

You will be impressed by the power and stamina of the AK System. Equipped with this flexible range of power tools, you can meet any challenge in your garden. All AK batteries can be easily combined with AL 101 or AL 300 chargers and any power tool from the AK System.



MSA 60 C



AK 20

36 V • 2.5 kg[ⓐ]

Lightweight and comfortable Battery Chainsaw for occasional grounds maintenance and straightforward but skilled manual jobs. 1/4" PM3 saw chain for excellent cutting performance and a clean cut, ergonomic control lever with potentiometer function for infinitely variable speed regulation, STIHL chain tensioning for tool-free tensioning of the saw chain, transparent oil tank for easy visual checking of the fill level. For more information on features and technical details, see page 86.

MSA 60 C EXCLUDING BATTERY AND CHARGER[ⓑ]

BAR LENGTH **30 cm**
ORDER NUMBER **MA04 011 5800**

MSA 60 C SET WITH AK 20 AND AL 101[ⓑ]

BAR LENGTH **30 cm**
ORDER NUMBER **MA04 011 5810**



MSA 70 C



AK 30

36 V • 2.5 kg[ⓐ]

Lightweight and comfortable Battery Chainsaw with 25% more cutting performance than the MSA 60 C. Ideal for occasional grounds maintenance, cutting logs on the ground and straightforward but skilled manual jobs. 1/4" PM3 saw chain for excellent cutting performance and a clean cut, ergonomic control lever with potentiometer function for infinitely variable speed regulation, STIHL chain tensioning for tool-free tensioning of the saw chain, transparent oil tank for easy visual checking of the fill level. For more information on features and technical details, see page 86.

MSA 70 C EXCLUDING BATTERY AND CHARGER[ⓑ]

BAR LENGTH **30 cm / 12"**
ORDER NUMBER **MA04 011 5876**

MSA 70 C SET WITH AK 30 AND AL 101[ⓑ]

BAR LENGTH **30 cm / 12"**
ORDER NUMBER **MA04 011 5886**



HSA 50



AK 10

36 V · 2.9 kg^①

Lightweight and quiet Battery Hedgetrimmer for trimming bushes, shrubs, and medium-sized hedges. Laser-cut, diamond-ground and hardened blades, blade geometry in a patented teardrop shape⁷ for perfect cuts and a healthy hedge. Comfortable and effortless work due to optimum power tool balance, ergonomically shaped control handle, loop handle with inner switch, and low weight. Screw-on blade tip protector to prevent wear when working near the ground or along walls. For more information on features and technical details, see page 193.

HSA 50 EXCLUDING BATTERY AND CHARGER

BAR LENGTH **50 cm**

ORDER NUMBER **4521 011 3530**

HSA 50 SET WITH AK 10 AND AL 101

BAR LENGTH **50 cm**

ORDER NUMBER **4521 011 3544**



HSA 60



AK 10

36 V · 3.5 kg^①

Battery Hedgetrimmer with very powerful cutting performance for demanding applications, such as trimming bushes and tall hedges. Laser-cut, diamond-ground and hardened blades, blade geometry in a patented teardrop shape⁷ for perfect cuts and a healthy hedge. Effortless and ergonomic working thanks to optimal power tool balance, rotatable multi-function handle, loop handle with inner switch, and STIHL anti-vibration system. Anti-block system for easy change of the cutting blades' rotational direction in the event of blockages. EC engine for constant output and long service life. Screw-on blade tip protector to prevent wear when working near the ground or along walls. For more information on features and technical details, see page 193.

HSA 60 EXCLUDING BATTERY AND CHARGER

BAR LENGTH **60 cm**

ORDER NUMBER **HA06 011 3500**

HSA 60 SET WITH AK 10 AND AL 101

BAR LENGTH **60 cm**

ORDER NUMBER **HA06 011 3514**



ERGONOMIC AND COMFORTABLE WORK - THANKS TO A ROTATABLE MULTI-FUNCTION HANDLE.

The rotatable multi-function handle enables precise and notably comfortable work when cutting to the side and at head height. You can rotate it 90° to the right or left depending on the application. This means an ergonomically favourable working position is always supported for every cut - even when working in several different directions. Joining our HSA 100 professional battery Hedgetrimmers, the new HSA 60 battery Hedgetrimmer from the STIHL AK-System is now equipped with the rotatable multi-function handle for the first time. Together with its low weight, optimum power tool balance, and STIHL anti-vibration system, it enables very strength-saving work. See for yourself!



① WEIGHT EXCLUDING BATTERY
② EXPLANATION OF SYMBOLS ON PAGE 340



HLA 56



AK 20

36 V • 3.8 kg^②

Lightweight Battery Long-reach Hedgetrimmer for cutting taller hedges and shrubs in your home garden. Single-sided cutter blade in a teardrop shape, variably adjusted blade angle from -45° to +90°, detachable shaft for easy transport. Carrying length 115 cm, total length 210 cm. For more information on features and technical details, see page 198.



**ACCESSORIES:
HLA SHAFT
EXTENSION**



SEE BELOW

HLA 56 EXCLUDING BATTERY & CHARGER

ORDER NUMBER **HA01 011 2910**

HLA 56 SET WITH AK 20 AND AL 101

ORDER NUMBER **HA01 200 0046**



HLA SHAFT EXTENSION

Made of aluminium. Simple shaft extension by 50 cm for the HLA 56 Battery Long-reach Hedgetrimmer. Weight: 500 g.

For HLA 56

ORDER NUMBER **HA01 820 5000**

HTA 50



AK 20

36 V • 3.9 kg^②

Lightweight Battery Pole Pruner with high cutting performance for tree maintenance work of all types. 1/4" PM3 saw chain and side-mounted chain tensioning. With branch hook for easy removal of cuttings from the tree, semi-transparent oil tank, ergonomic control unit and detachable shaft for easy transport and space-saving storage. Total length 280 cm. For more information on features and technical details, see page 87.



HTA 50 EXCLUDING BATTERY & CHARGER

ORDER NUMBER **LA02 011 6400**

HTA 50 SET WITH AK 20 AND AL 101

ORDER NUMBER **LA02 200 0019**



HTA SHAFT EXTENSION

For simple extension of reach by 50 cm. Made of aluminium. Weight: 465 g.

For HTA 50

ORDER NUMBER **LA02 820 5000**



PROTECTIVE FOOT FOR THE HLA AND HTA

For protecting the power tool and battery from direct contact with the ground.

For HLA 56 and HTA 50

ORDER NUMBER **HA01 007 1000**

① WEIGHT EXCLUDING BATTERY

② WEIGHT EXCLUDING BATTERY, INCLUDING CUTTING TOOL AND GUARD

③ EXPLANATION OF SYMBOLS ON PAGE 340

FSA 57



AK 10

36 V • 2.6 kg^①

Very lightweight and easy-to-use Battery Linetrimmer for maintaining lawns and lawn edges in areas around your home. Cutting circle diameter of 280 mm, adjustable shaft length at the press of a button and handle adjustment without any tools required. Spacer for mowing around obstacles such as trees and shrubs. Soft handle with an optimised usage concept. AutoCut C 3-2 Nylon Mowing Head that can be refilled from the outside with no tools needed. The optional PolyCut 3-2 with blade can also be used. For more information on features and technical details, see page 169.



FSA 57 EXCLUDING BATTERY & CHARGER

ORDER NUMBER **4522 011 5731**

FSA 57 SET WITH AK 10 AND AL 101

ORDER NUMBER **4522 011 5744**

FSA 60 R



AK 20

36 V • 3.3 kg^①

Battery Brushcutter in a contemporary design for lawn and lawn edge maintenance. Cutting circle diameter 350 mm. Ergonomic control handle, loop handle, sturdy aluminium shaft. Spacer bracket for mowing around obstacles such as trees and shrubs. With C 6-2 AutoCut mowing head. Alternatively, the PolyCut 6-2 mowing head with plastic blades is available as an accessory. For more information on features and technical details, see page 169.



FSA 60 R EXCLUDING BATTERY & CHARGER

ORDER NUMBER **FA04 011 5700**

FSA 60 R SET WITH AK 20 AND AL 101

ORDER NUMBER **FA04 011 5744**




NEW
FSA 80 R



AK 30

36 V · 4.9 kg^①

The most powerful battery brushcutter in the STIHL AK-System, offering very good cutting performance for mowing grass and trimming lawn edges in your home garden. Brushless EC motor, speed control and two power settings (Eco and Max), loop handle, tool-free handle adjustment, tool detection, and harness for fatigue-free working achieved through good balance. Wide range of cutting tools available as accessories. For more information on features and technical details, see page 169.



FSA 80 R EXCLUDING BATTERY & CHARGER
ORDER NUMBER **FA08 011 5720**

FSA 80 R SET WITH AK 30 AND AL 101
ORDER NUMBER **FA08 011 5734**


NEW
FSA 80



AK 30

36 V · 4.9 kg^①

The most powerful battery brushcutter in the STIHL AK-System, offering very good cutting performance for mowing grass and trimming lawn edges in your home garden. Brushless EC motor, speed control and two power settings (Eco and Max), bike handle, tool-free handle adjustment, tool detection, and harness for fatigue-free working achieved through good balance. Wide range of cutting tools available as accessories. For more information on features and technical details, see page 169.



FSA 80 EXCLUDING BATTERY & CHARGER
ORDER NUMBER **FA08 011 5700**

FSA 80 SET WITH AK 30 AND AL 101
ORDER NUMBER **FA08 011 5714**



① WEIGHT EXCLUDING BATTERY, INCLUDING CUTTING TOOL AND GUARD
② EXPLANATION OF SYMBOLS ON PAGE 340

NEW KMA 80 R



AK 30

36 V · 3.1 kg^①

Lightweight battery CombiEngine with high torque for energy-efficient, low-noise working. Versatile use due to wide range of STIHL CombiTools. AK battery slot in the power tool, brushless EC motor, speed control and two power settings (Eco and Max), wraparound handle with tool-free handle adjustment. Barrier bar can be easily mounted or detached. Side gearshift lock, rotating suspension eyelet. The KMA 80 R cannot be used with the FSB-KM brushcutter. For more information on features and technical details, see page 121.



KMA 80 R EXCLUDING BATTERY & CHARGER
ORDER NUMBER **FA08 011 6800**

KMA 80 R SET WITH AK 30 AND AL 101
ORDER NUMBER **FA08 200 0031**

RELATED COMBITOOLS:



FS-KM
(NYLON MOWING HEAD)



HT-KM
(POLE PRUNER)



FS-KM
(GRASS-CUTTING BLADE)



BG-KM
(BLOWER)



HL-KM 145°
(LONG-REACH
HEDGETRIMMER)



RG-KM
(RECIPROCATOR)



ADDITIONAL INFORMATION ON COMBITOOLS

SEE FROM PAGE 118

① WEIGHT EXCLUDING BATTERY
② EXPLANATION OF SYMBOLS ON PAGE 340





BGA 57



AK 20

36 V • 2.3kg[Ⓢ]

Ergonomically balanced Battery Blower in a streamlined design for comfortable and effortless work. Round nozzle, soft handle, three-level adjustable Blower tube for optimum implementation of blowing force in use. For more information on features and technical details, see page 231.

BGA 57 EXCLUDING BATTERY AND CHARGER
ORDER NUMBER **4523 011 5960**

BGA 57 SET WITH AK 20 AND AL 101
ORDER NUMBER **4523 011 5974**



BGA 60

60 % MORE BLOWING POWER
THAN THE BGA 57



AK 30

36 V • 2.3kg[Ⓢ]

The most powerful Battery Blower in the STIHL AK-System. Ideal for gathering leaves, paper and other waste into piles. Variable blowing power adjustment with additional Boost mode for up to 60 % more blowing power than the BGA 57. Powerful, durable EC engine, round nozzle, length-adjustable blower tube with metal ring to protect against wear. For more information on features and technical details, see page 231.

BGA 60 EXCLUDING BATTERY AND CHARGER
ORDER NUMBER **BA04 011 5900**

BGA 60 SET WITH AK 30 AND AL 101
ORDER NUMBER **BA04 011 5940**



**ACCESSORIES:
COLLECTION BAG
ATTACHMENT**

SEE PAGE 26

INCLUDES BLOWER TUBE**SHA 56**

AK 20

36 V • 4.2 kg^①

The first cordless vacuum shredder in the STIHL range. Can be used as a practical 2-in-1 power tool for vacuuming up foliage and hedge cuttings as well as gathering leaves or paper into piles. Converts easily from vacuum shredder to blower - no tools required. Rotatable handle with variable speed regulator for excellent ergonomics in both operating modes.

Additional front handle, metal shredder and padded harness for use as a vacuum shredder. The collection bag hooks onto the suction tube and has an asymmetrical design for maximum legroom. Single shoulder strap collection bag available as an accessory.

Round nozzle and two-setting length-adjustable blower tube when used as a blower. Flat nozzle for increased air speed available as an accessory. For more information on features and technical details, see page 234.

SHA 56 EXCLUDING BATTERY AND CHARGER
ORDER NUMBER **SA02 011 7100**

SHA 56 SET WITH AK 20 AND AL 101
ORDER NUMBER **SA02 200 0018**

**SHA 56 - ONE POWER TOOL,
TWO APPLICATIONS**

The SHA 56 is a practical 2-in-1 tool, both a vacuum shredder and a blower in one. Converting the vacuum shredder to a blower - or vice versa - is straightforward and does not require the use of tools. The handle can be turned through 180°. This ensures excellent ergonomics in both operating modes. The collection bag is quickly and easily hung onto the suction pipe, making the SHA 56 ready for use in an instant.





RMA 235



AK 20

36 V • 14.0 kg^①

Lightweight, easy-to-manoeuvre Battery Lawnmower with a 33 cm cutting width for small areas of lawn. With automatic speed control, and flow-optimised blade for longer Battery life. Central cut-height adjustment. Folding bar with 2-setting height adjustment. Including folding 30-litre grass catcher box with fill-level indicator. For more information on features and technical details, see page 146.

RMA 235 EXCLUDING BATTERY AND CHARGER
ORDER NUMBER **6311 011 1417**

RMA 235 SET WITH AK 20 AND AL 101
ORDER NUMBER **6311 200 0052**



COMING SOON
RMA 239



AK 20

36 V • 15.0 kg^①

Lightweight, manoeuvrable battery lawn mower with a 37 cm cutting width for small to medium-sized areas of lawn. With flow-optimised blade, central cut-height adjustment as well as 2-setting height-adjustable folding comfort handlebar. Includes folding 40-litre grass catcher box with fill-level indicator. For more information on features and technical details, see page 146.

RMA 239 EXCLUDING BATTERY & CHARGER
ORDER NUMBER **6320 011 1432**

RMA 239 SET WITH AK 20 AND AL 101
ORDER NUMBER **6320 011 1465**



RLA 240



AK 30

36 V • 15.0 kg^①

Compact Battery Scarifier / Dethatcher for scarifying and combing smaller areas of lawn. Central adjustment of the working depth using a rotary switch on the housing, handlebar with 4-setting height adjustment, 34cm working width, 16 blades. Including an aerator roller and 50 litre grass catcher box. For more information on features and technical details, see page 149.

RLA 240 EXCLUDING BATTERY AND CHARGER
ORDER NUMBER **6291 011 6600**

RLA 240 SET WITH AK 30 AND AL 101
ORDER NUMBER **6291 200 0008**



COMING SOON
RMA 239 C



AK 20

36 V • 15.0 kg^①

Lightweight, manoeuvrable battery lawn mower with a 37 cm cutting width for small to medium-sized areas of lawn. With flow-optimised blade, central cut-height adjustment as well as the addition of the unique STIHL Mono-Handle system to add more convenience and comfort. Includes folding 40-litre grass catcher box with fill-level indicator. For more information on features and technical details, see page 146.

RMA 239 C EXCLUDING BATTERY & CHARGER
ORDER NUMBER **6320 011 1435**

RMA 239 C SET WITH AK 30 AND AL 101
ORDER NUMBER **6320 200 0076**

① WEIGHT EXCLUDING BATTERY
② EXPLANATION OF SYMBOLS ON PAGE 340



WHILE STOCKS LAST

RMA 339



AK 30

36 V • 16.0 kg^①

Lightweight, manoeuvrable Battery Lawnmower with a 37 cm cutting width for small to medium-sized areas of lawn. With automatic speed control, and flow-optimised blade for longer Battery life. Central cut-height adjustment as well as height-adjustable and folding comfort handlebar. Including folding 40-litre grass catcher box with fill-level indicator. For more information on features and technical details, see page 146.

RMA 339 EXCLUDING BATTERY AND CHARGER
ORDER NUMBER **6320 011 1416**

RMA 339 SET WITH AK 30 AND AL 101
ORDER NUMBER **6320 011 1445**



RMA 460



AK 30

36 V • 26 kg^①

Efficient Battery Lawnmower with a 46 cm cutting width for medium-sized areas of lawn. Central cut-height adjustment and 3-setting height-adjustable bar for comfortable work. Including 60-litre grass catcher box with fill-level indicator. For more information on features and technical details, see page 146.

RMA 460 EXCLUDING BATTERY AND CHARGER
ORDER NUMBER **6368 011 1402**

RMA 460 SET WITH AK 30 AND AL 101
ORDER NUMBER **6368 200 0040**



WHILE STOCKS LAST

RMA 339 C



AK 30

36 V • 18.0 kg^①

The RMA 339 C is an addition to our AK System Battery Lawnmower range. It has all the same features and performance that we know already from the RMA 339 but with the addition of the unique STIHL Mono-Handle system. The Mono-Handle feature adds convenience and comfort to the RMA 339 C. It offers improved access to the grass catcher, increased operator control and ergonomics and three height positions to suit any operator. The RMA 339 C is a premium Battery Lawnmower for the smaller domestic gardens. For more information on features and technical details, see page 146.

RMA 339 C EXCLUDING BATTERY AND CHARGER
ORDER NUMBER **6320 011 1420**

RMA 339 C SET WITH AK 30 AND AL 101
ORDER NUMBER **6320 200 0084**



RMA 460 V



AK 30

36 V • 28 kg^①

Efficient Battery Lawnmower with a 46 cm cutting width for medium-sized areas of lawn. With automatic speed control, central cut-height adjustment, electric Vario wheel drive and 3-setting height-adjustable bar for comfortable work. Including 60-litre grass catcher box with fill-level indicator. For more information on features and technical details, see page 146.

RMA 460 V EXCLUDING BATTERY AND CHARGER
ORDER NUMBER **6368 011 1412**

RMA 460 V SET WITH AK 30 AND AL 101
ORDER NUMBER **6368 200 0042**





HLA SHAFT EXTENSION

Made of aluminium. Simple shaft extension by 50 cm for the HLA 56 Battery Long-reach Hedgetrimmer. Weight: 500 g.

For HLA 56
ORDER NUMBER HA01 820 5000



HTA SHAFT EXTENSION

For simple extension of reach by 50 cm. Made of aluminium. Weight: 465 g.

For HTA 50
ORDER NUMBER LA02 820 5000



PROTECTIVE FOOT FOR THE HLA AND HTA

For protecting the power tool and battery from direct contact with the ground.

For HLA 56 and HTA 50
ORDER NUMBER HA01 007 1000



NEW PROTECTIVE FOOT FOR KMA

For protecting the power tool and battery from direct contact with the ground.

For KMA 80 R and KMA 120 R
ORDER NUMBER FA08 007 1001

COVER FOR AK BATTERY SLOT

To cover the Battery slot on the STIHL AK System Power Tools (apart from RMA 235 and RMA 339/RMA 339 C). Protects against dust and dirt during longer periods of storage.



ORDER NUMBER 4520 602 0900

BATTERY CARRY BAG

Easy to carry, lightweight, hard-wearing bag for clean storage of STIHL Battery Tools Accessories, e.g. for a Battery with a Charger.



ORDER NUMBER 0000 881 0520

COLLECTION BAG ATTACHMENT SET

45L shoulder-worn collection bag for the SHA 56. Reduces weight on the power tool, for effortless working. Attachment set consisting of a collection bag, elbow, and adapter. Can be fitted to the SHA 56 tool-free.



ORDER NUMBER SA02 007 1000

AK BATTERIES

Compatible with the STIHL AK System. Lightweight Lithium-ion Batteries with charge-level indicator (four LEDs). Available with different power capacities.



AK 10 72 Wh Battery power[Ⓞ], 0,8 kg
ORDER NUMBER **4520 400 6515**

AK 20 144 Wh Battery power[Ⓞ], 1,2 kg
ORDER NUMBER **4520 400 6535**

AK 30 180 Wh Battery power[Ⓞ], 1,3 kg
ORDER NUMBER **4520 400 6540**

AL 101 STANDARD CHARGER

230 V. Compatible with STIHL AK and AP Batteries. With charge-level indicator (LED). Cable tie with Velcro tape. Wall-mounting possible.



ORDER NUMBER **4850 430 2525**

AL 301 FAST CHARGER

230 V. For shorter charging times for STIHL AK, AP and AR L Batteries. Wall attachment and cable winding device in the casing base. With operating mode indicator via LED and active battery cooling.



ORDER NUMBER **EA09 430 5505**



PROFESSIONAL TIP

GET THE BEST OUT OF YOUR STIHL BATTERY POWER TOOLS!

STIHL offers a wide selection of Batteries for products in the AK System and AP System. STIHL recommends a specific Battery for each product so that you're always best equipped for your work. In making recommendations, we take into account the ideal combination of maximum power to performance, sufficient Battery runtime, lowest possible weight and balanced weight distribution. The result: you always get the best out of your Power Tools.

	AK 10	AK 20	AK 30
BATTERY POWER[Ⓞ]	72 Wh	144 Wh	180 Wh
BATTERY CHARGING TIMES, CAPACITY: 80% / 100%			
AL 101 STANDARD CHARGER	70 / 95 min	135 / 180 min	160 / 205 min
AL 301 FAST CHARGER	25 / 40 min	30 / 50 min	35 / 60 min

[Ⓞ] POWER CAPACITY ACCORDING TO THE SPECIFICATIONS OF THE CELL MANUFACTURER. THE ACTUAL POWER CAPACITY AVAILABLE DURING OPERATION IS LOWER, TO INCREASE SERVICE LIFE



AK 10



AK 20



AK 30























BATTERY POWER^①

72 Wh

144 Wh

180 Wh

BATTERY RANGES^② (EXAMPLE USE) AND WORKING TIME PER BATTERY CHARGE

		AK 10	AK 20	AK 30
MSA 60 C	When sawing square timber (10 x 10 cm): up to...  	18 min 60 cuts ^③	40 min 160 cuts	55 min 190 cuts
MSA 70 C	When sawing square timber (10 x 10 cm): up to...  	18 min 60 cuts ^③	40 min 160 cuts ^③	45 min 210 cuts
FSA 57 (with nylon mowing head)	Lawn edges: up to.../ Lawn: up to...  	25 min 625 m / 125 m ²	50 min 1,250 m / 250 m ²	60 min 1,500 m / 300 m ²
FSA 60 R (with nylon mowing head)	Lawn edges: up to.../ Lawn: up to...  	13 min 500 m / 100 m ²	25 min 1,250 m / 250 m ²	32 min 1,500 m / 300 m ²
FSA 80 NEW (with nylon mowing head)	Lawn edges: up to.../ Lawn: up to...  	20 - 10 min ^④ 1,000 m / 200 m ²	50 - 30 min ^④ 2,500 m / 500 m ²	60 - 40 min ^④ 3,000 m / 600 m ²
FSA 80 R NEW (with nylon mowing head)	Lawn edges: up to.../ Lawn: up to...  	12 - 8 min ^④ 500 m / 100 m ²	25 - 15 min ^④ 1,250 m / 250 m ²	30 - 20 min ^④ 1,500 m / 300 m ²
HSA 50	Up to... of hedge  	55 min 175 m ²	100 min 350 m ²	130 min 420 m ²
HSA 60	Up to... of hedge  	70 min 120 m ²	140 min 490 m ²	175 min 560 m ²
HLA 56	Up to... of hedge  	50 min 190 m ²	100 min 380 m ²	120 min 460 m ²
HTA 50	When sawing square timber (10 x 10 cm): up to...  	25 min 80 cuts	45 min 170 cuts	60 min 220 cuts

RECOMMENDED BATTERY
REDUCED TOOL PERFORMANCE

① POWER CAPACITY ACCORDING TO THE SPECIFICATIONS OF THE CELL MANUFACTURER. THE ACTUAL POWER CAPACITY AVAILABLE DURING OPERATION IS LOWER, TO INCREASE SERVICE LIFE

② THE VALUES PROVIDED ARE ESTIMATES AND MAY VARY DEPENDING ON THE ACTUAL CUTTING WORK DONE

③ LEVEL 1 - LEVEL 2

AK 10



72 Wh

AK 20



144 Wh



















AK 30



180 Wh

BATTERY POWER^①

BATTERY RANGES^② (EXAMPLE USE) AND WORKING TIME PER BATTERY CHARGE

		AK 10 72 Wh	AK 20 144 Wh	AK 30 180 Wh
<p>KMA 80 R NEW (with FS-KM installation and grass-cutting blade)</p> 	<p>Lawn edges: up to... / Lawn: up to...</p> 	<p>20 - 10 min^③ 1000 m / 200 m²</p>	<p>40 - 20 min^③ 2,500 m / 500 m²</p>	<p>50 - 30 min^③ 3,000 m / 600 m²</p>
<p>BGA 57</p> 	<p>Dry leaves on asphalt: up to...</p> 	<p>10 min 380 m²</p>	<p>22 min 760 m²</p>	<p>27 min 900 m²</p>
<p>BGA 60</p> 	<p>Dry leaves on asphalt: up to...</p> 	<p>9 min^③ 380 m² ③</p>	<p>13 min^③ 760 m² ③</p>	<p>16 min^③ 900 m² ③</p>
<p>SHA 56</p> 	<p>Dry leaves on asphalt in blowing mode / suction mode: up to...</p> 	<p>12 min 38 m² / 300 m²</p>	<p>25 min 75 m² / 600 m²</p>	<p>30 min 90 m² / 700 m²</p>
<p>RMA 235</p> 	<p>Lawn: up to...</p> 	<p>150 m²</p>	<p>300 m²</p>	<p>400 m²</p>
<p>RMA 239 NEW RMA 239 C NEW</p> 	<p>Lawn: up to...</p> 	<p>120 m²</p>	<p>250 m²</p>	<p>330 m²</p>
<p>RLA 240</p> 	<p>Lawn: up to...</p> 	<p>96 m² ④</p>	<p>190 m² ④</p>	<p>250 m² ④</p>
<p>RMA 339 / RMA 339 C</p> 	<p>Lawn: up to...</p> 	<p>120 m²</p>	<p>250 m²</p>	<p>330 m²</p>
<p>RMA 460 / RMA 460 V</p> 	<p>Lawn: up to...</p> 	<p>120 m²</p>	<p>200 m² / 168 m²</p>	<p>265 m² / 218 m²</p>

RECOMMENDED BATTERY
REDUCED TOOL PERFORMANCE

① POWER CAPACITY ACCORDING TO THE SPECIFICATIONS OF THE CELL MANUFACTURER. THE ACTUAL POWER CAPACITY AVAILABLE DURING OPERATION IS LOWER, TO INCREASE SERVICE LIFE
② THE VALUES PROVIDED ARE ESTIMATES AND MAY VARY DEPENDING ON THE ACTUAL CUTTING WORK DONE

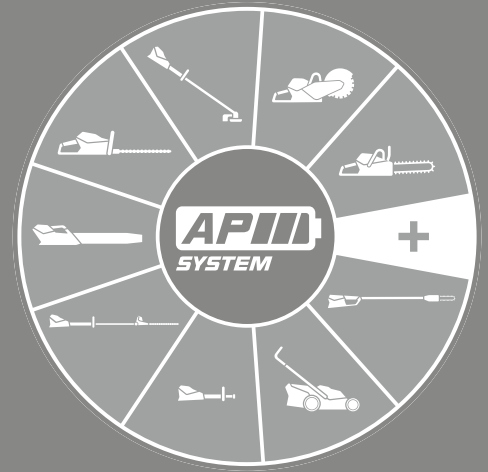
③ IN BOOST MODE
④ WHEN WORKING IN AN AREA, ONLY MOVE THE TOOL IN ONE DIRECTION (NO CROSSING-OVER)
⑤ LEVEL 1 - LEVEL 2



AP SYSTEM

REAL PRO POWER THAT IMPRESSES DAY AFTER DAY

Our AP System comprises a wide range of particularly high-performance battery power tools. Their capacity and stamina makes them ideal for professional landscaping, garden maintenance, and tree maintenance. But they're great workers in municipal settings too, keeping a low profile when it comes to noise.



MSA 160 C-B



AP 200

36 V · 3.5 kg^①

Robust cordless chainsaw for versatile woodworking tasks in noise-sensitive areas. Easy and comfortable to use. 1/4" PM3 saw chain for excellent cutting performance and precise cutting, ergonomic control handle with potentiometer function for infinitely variable speed control, STIHL quick chain tensioning, transparent oil tank with tool-free cap. For more information on features and technical details, see page 86.

MSA 160 C-B EXCLUDING BATTERY AND CHARGER^②

BAR LENGTH **30 cm / 12"**
ORDER NUMBER **MA03 200 0004**



MSA 161 T



AP 200

36 V · 2.1 kg^①

Lightweight, professional Battery Arborist Saw for use in noise-sensitive areas. With 1/4" PM3 Saw Chain for a precise cut and high cutting performance, optimised use concept, captive nut on the sprocket cover. For more information on features and technical details, see page 86.

MSA 161 T EXCLUDING BATTERY AND CHARGER^②

BAR LENGTH **30 cm**
ORDER NUMBER **1252 200 0044**

① WEIGHT EXCLUDING BATTERY, INCLUDING GUIDE BAR AND SAW CHAIN
② WITH GUIDE BAR AND SAW CHAIN
③ EXPLANATION OF SYMBOLS ON PAGE 340



MSA 200 C-B



AP 300 S

36 V • 3.3 kg^①

Battery Chainsaw with high cutting performance for use in noise-sensitive areas. 44% more cutting performance compared to the MSA 160 C-B. STIHL Quick Chain Tensioning, tool-free oil cap, with 1/4" PM3 Saw Chain for a precise cut and high cutting performance. Metal stop claws. For more information on features and technical details, see page 86.

MSA 200 C-B EXCLUDING BATTERY AND CHARGER^②

BAR LENGTH **35 cm**
ORDER NUMBER **MA03 200 0010**



MSA 220 C-B



AP 300 S

36 V • 3.6 kg^①

Robust, powerful Battery Chainsaw for versatile applications such as felling, pruning, cutting to length or building with wood. With new STIHL 3/8" PS3 Pro saw chain for 10% more cutting performance than 3/8" PS, optimised energy efficiency and a 10% increase in the number of cuts per battery charge. Easy, convenient operation, ergonomic control lever with potentiometer function for infinitely variable speed control, STIHL quick chain tensioning and transparent oil tank with tool-free cap. Sturdy metal bumper spikes for reliable and precise guidance of the chainsaw on wood. For more information on features and technical details, see page 86.

MSA 220 C-B EXCLUDING BATTERY AND CHARGER^②

BAR LENGTH **35 cm**
ORDER NUMBER **MA03 200 0020**

MSA 220 C-B EXCLUDING BATTERY AND CHARGER^②

BAR LENGTH **40 cm**
ORDER NUMBER **MA03 200 0021**



MSA 220 TC-O



AP 300 S

36 V • 3.3 kg^①

Powerful professional cordless arborist saw for stripping pieces of trunk, crown correction or removing dead wood. Electronic operating system with an unlock button for simple saw activation makes for particularly easy operation. Operator cockpit with 180° LED display for information on the operating status of the chainsaw as well as the engaged chain brake. Fitted as standard with an oil sensor and LED display for active user notification of when the oil level is low. Easy-clean air filter for long service life and optimum engine cooling, 3/8" PS3 saw chain for excellent cutting performance, side-mounted chain tensioning, tool-free oil tank cap, and captive nut on the sprocket cover. For more information on features and technical details, see page 86.

MSA 220 TC-O EXCLUDING BATTERY AND CHARGER^②

BAR LENGTH **30 cm**
ORDER NUMBER **MA01 200 0046**

MSA 220 TC-O EXCLUDING BATTERY AND CHARGER^②

BAR LENGTH **35 cm**
ORDER NUMBER **MA01 200 0047**



OVERVIEW OF BATTERY CHARGING TIMES, WORKING PERIODS PER BATTERY CHARGE, AND BATTERY RANGES

CAN BE FOUND ON PAGE 35

① WEIGHT EXCLUDING BATTERY, INCLUDING GUIDE BAR AND SAW CHAIN

② WITH GUIDE BAR AND SAW CHAIN

③ EXPLANATION OF SYMBOLS ON PAGE 340



STRONG CUTTING PERFORMANCE
thanks to the .325" RS Pro saw chain and Light O4 guide bar

3.0 kW
power tool output with the AP 500 S powerhouse

EASY TO USE thanks to intuitive operation and notification cockpit with LED display

UP TO 30 m/s
chain speed



MSA 300 C-O

OUR MOST POWERFUL PROFESSIONAL BATTERY CHAINSAW

SMART CONNECTIVITY
digital fleet management through retrofitting with the Smart Connector 2 A

The first battery chainsaw for professional applications. High performance and with three available operating modes to enable optimum work across a huge range of applications such as felling, pruning, and cutting to length. STIHL .325"RS Pro saw chain and Light O4 guide bar for especially strong cutting performance. Highly ergonomic in use even during longer periods of work, thanks to a narrow, nimble design, optimal balance and the STIHL anti-vibration system. Easy, convenient handling thanks to intuitive operation and notification cockpit with LED display and control handle with potentiometer function for infinitely variable speed control. Integrated cooling air filter, captive nut on the sprocket cover. Fitted as standard with an oil sensor and LED display for active notification when the oil level is low. Mounting point for the STIHL Smart Connector 2 A on the power tool housing. For more information on features and technical details, see page 86.



AP 500 S

36 V • 5.4 kg [Ⓞ]

MSA 300 C-O EXCLUDING BATTERY AND CHARGER [Ⓞ]

BAR LENGTH **40 cm**
ORDER NUMBER **MA02 200 0024**

MSA 300 C-O EXCLUDING BATTERY AND CHARGER [Ⓞ]

BAR LENGTH **45 cm**
ORDER NUMBER **MA02 200 0027**

Note: You can only use all the functionalities of the MSA 300 C-O with the STIHL AP 500 S battery. When used with other STIHL batteries the effectiveness of all functions cannot be guaranteed, nor the maximum possible sawing performance.

ALWAYS THE IDEAL OPERATING PROGRAM

For efficient use of the MSA 300 C-O, you can choose from three operating modes depending on the application:



Eco mode:
maximum battery life for care of young stands, chain speed 20 m/s



All-round mode:
precise control for felling and cutting to length at maximum performance, chain speed 24 m/s.



Delimiting mode:
delimb with quick acceleration and max. chain speed of 30 m/s.

[Ⓞ] WEIGHT EXCLUDING BATTERY, INCLUDING GUIDE BAR AND SAW CHAIN
[Ⓞ] WITH GUIDE BAR AND SAW CHAIN
[Ⓞ] EXPLANATION OF SYMBOLS ON PAGE 340



AP 200



AP 300 S



AP 500 S



BATTERY POWER[Ⓞ]

187 Wh

281 Wh

337 Wh

BATTERY RANGES[Ⓞ] (EXAMPLE USE) AND WORKING TIME PER BATTERY CHARGE[Ⓞ]

	AP 200	AP 300 S	AP 500 S
MSA 160 C-B	42 min 210 cuts	62 min 310 cuts	74 min 370 cuts
MSA 161 T	42 min 200 cuts	62 min 300 cuts	74 min 360 cuts
MSA 200 C-B	42 min 160 cuts	50 min 270 cuts	60 min 320 cuts
MSA 220 C-B	32 min 150 cuts	37 min 270 cuts	44 min 350 cuts
MSA 220 TC-O	16 min 140 cuts	29 min 260 cuts	34 min 310 cuts
MSA 300 C-O	-	-	20 - 44 min [Ⓞ] 320 cuts

When sawing square timber (10 x 10 cm): up to...



■ Recommended battery
■ Reduced tool performance

Ⓞ POWER CAPACITY ACCORDING TO THE SPECIFICATIONS OF THE CELL MANUFACTURER. THE ACTUAL POWER CAPACITY AVAILABLE DURING OPERATION IS LOWER, TO INCREASE SERVICE LIFE

Ⓞ THE VALUES PROVIDED ARE ESTIMATES AND MAY VARY DEPENDING ON THE ACTUAL CUTTING WORK DONE

Ⓞ THE BATTERY WORKING TIMES AND AREA SPECIFICATIONS FOR EACH BATTERY CHARGE ARE ESTIMATES AND MAY VARY DEPENDING ON HOW THE TOOL IS USED AND WHAT IS BEING CUT

Ⓞ WORKING TIME PER BATTERY CHARGE VARIES DEPENDING ON THE OPERATING MODE SELECTED



RMA 443 C



AP 200

36 V • 23.0 kg^①

Easy-to-maneuvre Battery Lawnmower with a 41 cm cutting width for medium-sized areas of lawn. With automatic speed control, and flow-optimised blades for longer Battery life. Central cut-height adjustment, connectable front wheel drive, and height-adjustable and folding comfort handlebar to make work easier. Including folding 55-litre grass catcher box with fill-level indicator. Including two active Battery slots for serial discharge. For more information on features and technical details, see page 147.

RMA 443 C EXCLUDING BATTERY AND CHARGER
ORDER NUMBER **6338 011 1415**



RMA 510



AP 300 S

36 V • 28.0 kg^①

Robust Battery Lawnmower with large cutting width and 4-in-1 function: mowing, mulching, catching, and side ejection. Central cut-height adjustment. Automatic speed control as well as directly driven blade ensure longer Battery life. Robust sheet steel housing, height-adjustable handlebar with soft handle, 75 litre textile grass collection box, cutting width 51 cm. For more information on features and technical details, see page 147.

RMA 510 EXCLUDING BATTERY AND CHARGER
ORDER NUMBER **6372 011 1402**

① WEIGHT EXCLUDING BATTERY
② EXPLANATION OF SYMBOLS ON PAGE 340



RMA 510 V



AP 300 S

36 V - 33.0 kg^①

Efficient Self Propelled Battery Lawnmower with a 51 cm cutting width for medium-sized areas of lawn. Central cut-height adjustment, electric Vario wheel drive and folding bar with 3-setting height adjustment for comfortable work. Including 75-litre grass catcher box with fill-level indicator. For more information on features and technical details, see page 147.

RMA 510 V EXCLUDING BATTERY AND CHARGER
ORDER NUMBER **6372 011 1412**



ACCESSORIES:
ADA 700
DOUBLE
BATTERY SLOT
ADAPTER



SEE PAGE 51

RMA 765 V



AR 3000 L

36 V - 44.0 kg^①

Powerful Professional Battery Lawnmower with 63 cm cutting width and a 2-blade mower unit for large areas of lawn. With flow-optimised blades for longer Battery life. Wheel-controlled cut-height adjustment, pivoting front wheels, electric Vario wheel drive, and height-adjustable and folding comfort handlebar to make work easier. Including 80-litre grass catcher box. For more information on features and technical details, see page 147.

RMA 765 V EXCLUDING BATTERY AND CHARGER
ORDER NUMBER **6392 011 1407**

RMA 765 V SET WITH AR 3000 L, CABLE,
AP ADAPTER AND AL 500
ORDER NUMBER **6392 200 0004**



RMA 448 VC



AP 300 S

36 V - 24.0 kg^①

Powerful Battery Lawnmower with a 46cm cutting width for medium-sized areas of lawn. Central cut-height adjustment as well as height-adjustable unfolding comfort handlebar. With flow-optimised blade for longer battery life. Electric Vario wheel drive for comfortable work. The maximum working speed can be adjusted using a lever on the comfort handlebar, with six levels available. Including folding 55 litre grass catcher box with fill-level indicator. For more information on features and technical details, see page 147.

RMA 448 VC EXCLUDING BATTERY AND CHARGER
ORDER NUMBER **6358 011 1430**

① WEIGHT EXCLUDING BATTERY

② EXPLANATION OF SYMBOLS ON PAGE 340

③ WEIGHT EXCLUDING BATTERY AND ABRASIVE CUTTING WHEEL





TSA 230



AP 3005

36 V • 3.9 kg [Ⓢ]

Easy-to-maneuvre Battery Cut-off Machine for 230 mm abrasive cutting wheels. Suitable for indoor and outdoor use, up to 70 mm cutting depth, water connection with ball valve and hose coupling for wet cutting, spindle lock, maintenance-free belt drive. For more information on features and technical details, see page 279.

TSA 230 EXCLUDING BATTERY AND CHARGER
 ORDER NUMBER **4864 011 6600**



HSA 94



AR 1000

36 V • 4.4 kg [Ⓢ]

Extremely high-performance and robust Professional Battery Hedgetrimmer with low blade speed for powerful cutting. Constant stroke rate (even under extreme load when performing heavy pruning), rotating multi-function handle with three-setting stroke rate, double-sided Cutting Blade in the pruning version, and screw-on cut and tip protector. Battery operation with the aid of the AP holster with connecting cable, a carrying system, or an AR Battery. For more information on features and technical details, see page 193.

HSA 94 EXCLUDING BATTERY AND CHARGER
 BAR LENGTH **75 cm**
 ORDER NUMBER **4869 011 3503**



OVERVIEW OF BATTERY CHARGING TIMES, WORKING PERIODS PER BATTERY CHARGE, AND BATTERY RANGES

CAN BE FOUND **ON PAGE 56**

[Ⓢ] WEIGHT EXCLUDING BATTERY
[Ⓣ] EXPLANATION OF SYMBOLS ON PAGE 340

HSA 100

A POWERFUL ALL-ROUNDER



Universal Hedgetrimmer for professional use in nurseries, landscape maintenance, and groundskeeping operations. Ideal for maintaining all types of hedges, and for trimming and pruning anything from thin branches to thick shoots that are many years old.



HIGHLY ERGONOMIC

thanks to optimum power tool balance, rotatable multi-functional handle, loop handle with inner switch, STIHL anti-vibration system, and low weight.

CONSTANT AND RELIABLE PERFORMANCE

thanks to a durable EC engine.



36 V • 3.7 kg^①

HSA 100 EXCLUDING BATTERY AND CHARGER

BAR LENGTH **60 cm**
ORDER NUMBER **HA07 011 3500**

EXCELLENT CUTTING PERFORMANCE

thanks to double-sided cutting blades with STIHL blade geometry and 34 cm tooth spacing.

EFFICIENT WORK

with easy change of cutting blades' rotational direction in the event of blockages.

LOW-WEAR WORK

due to screw-on tip protector.



PAGE **296**
SUPERCLEAN

Loosens resin and dirt from Hedgetrimmer blades and also acts as corrosion protection and lubricant. Available as a 300 ml spray can.



HLA 66



AP 200

36 V • 3.8 kg^①

Lightweight Battery Long-reach Hedgetrimmer for pruning hedges and shrubs as well as plants close to the ground. The cutter bar can be adjusted through 115° without the use of tools for head-height, side, and ground-level cutting. Double-sided cutting blade for a clean cutting pattern. Constant blade stroke and work progress under load. Loop handle, infinitely variable speed control, and intuitive control handle. Transport length with cutter bar folded up 125 cm; total length 205 cm. For more information on features and technical details, see page 198.



ACCESSORIES:
PROTECTIVE
FOOT



SEE PAGE 52

HLA 66 EXCLUDING BATTERY & CHARGER
ORDER NUMBER 4859 011 2910



HLA 86



AP 200

36 V • 4.8 kg^①

Battery Long-reach Hedgetrimmer with significant range for professional use. Particularly well-suited for pruning tall hedges and shrubs as well as cutting back plants close to the ground. Ergonomic work due to a stable square-cut telescopic shaft. Both the shaft length and cutter bar can be adjusted tool-free. The cutter bar can be pivoted through 115° for head-height, side, and ground-level cutting. Double-sided cutting plate for a clean cutting pattern, infinitely variable speed control, intuitive control handle. Transport length with cutter bar folded up 180 cm; total length 260-330 cm. For more information on features and technical details, see page 198.



ACCESSORIES:
PROTECTIVE
FOOT



SEE PAGE 52

HLA 86 EXCLUDING BATTERY & CHARGER
ORDER NUMBER 4859 011 2930

HLA 135



AP 200

36 V • 5.6 kg^①

The most powerful Battery Long-reach Hedgetrimmer in the STIHL range for professional use in noise-sensitive areas. For cutting shrubs and bushes as well as plants near the ground, and the whole spectrum from trimming to pruning. The cutter bar can be adjusted through 145° without the use of tools for head-height, side, and ground-level cutting. Double-sided cutting blade for a clean cutting pattern. Intuitive control handle with an LED display. Mounting point for the STIHL Smart Connector 2 A on the power tool housing. Total length 249 cm. For more information on features and technical details, see page 198.



ACCESSORIES:
PROTECTIVE
FOOT



SEE PAGE 52

HLA 135 EXCLUDING BATTERY AND CHARGER
ORDER NUMBER HA04 200 0001

① WEIGHT EXCLUDING BATTERY
② EXPLANATION OF SYMBOLS ON PAGE 340




HTA 86



AP 300 S

36 V • 4.6 kg^①

Powerful Battery Pole Pruner. Quiet and low-vibration. For professional use in tree maintenance, orchards and local authorities. For pruning trees, removing dead wood and breakage from storms, and for cutting back fruit trees. 1/4" PM3 saw chain, lightweight and compact drive head with sturdy branch hook for easy removal of loose cuttings from the tree. Particularly rigid-in-guidance professional telescopic shaft with rapid adjustment for precise biting characteristics and a precise cut. Total length 270–390 cm. For more information on features and technical details, see page 87.



**ACCESSORIES:
PROTECTIVE
FOOT**



SEE PAGE 52

HTA 86 EXCLUDING BATTERY AND CHARGER^②
ORDER NUMBER **LA03 200 0002**

HTA 66



AP 200

36 V • 3.3 kg^①

Very lightweight and quiet yet powerful Battery Pole Pruner for grounds, garden and orchard maintenance. With 1/4" PM3 saw chain, lightweight drive head with branch hook and rigid shaft. Total length 240 cm. For more information on features and technical details, see page 87.



**ACCESSORIES:
PROTECTIVE
FOOT**



SEE PAGE 52

HTA 66 EXCLUDING BATTERY & CHARGER^②
ORDER NUMBER **LA03 200 0008**

HTA 66 SET WITH AP 200 AND AL 101^③
ORDER NUMBER **LA03 200 0012**


HTA 135



AP 300 S

36 V • 6.8 kg^①

The most powerful STIHL Battery Pole Pruner. Quiet and low-vibration. For professional use in tree maintenance, orchards and local authorities. For pruning trees, removing dead wood and breakage from storms, and for cutting back fruit trees. 1/4" PM3 saw chain, lightweight magnesium transmission with cast-on, sturdy branch hook for easy removal of loose cuttings from the tree. Particularly rigid-in-guidance professional telescopic shaft with rapid adjustment for precise biting characteristics and a precise cut. Mounting point for the STIHL Smart Connector 2 A on the power tool housing. Total length 285–405 cm. For more information on features and technical details, see page 87.



**ACCESSORIES:
PROTECTIVE
FOOT**



SEE PAGE 52

HTA 135 EXCLUDING BATTERY AND CHARGER^②
ORDER NUMBER **LA01 200 0002**

① WEIGHT EXCLUDING BATTERY, GUIDE BAR AND SAW CHAIN
② WITH GUIDE BAR AND SAW CHAIN
③ EXPLANATION OF SYMBOLS ON PAGE 340



FSA 86 R



AP 200

36 V • 3.4 kg^①

Powerful Battery Brushcutter in a contemporary design for mowing along the side of obstacles, as well as around trees and bushes. Cutting circle diameter 350 mm. Ergonomic control handle, loop handle, sturdy aluminium shaft, spacer bracket. With C 6-2 AutoCut mowing head. Alternatively, the PolyCut 6-2 mowing head with plastic blades is available as an accessory. For more information on features and technical details, see page 169.



FSA 86 R EXCLUDING BATTERY AND CHARGER
ORDER NUMBER **FA05 011 5700**

FSA 86 R SET WITH AP 200 AND AL 101
ORDER NUMBER **FA05 200 0001**

WHILE STOCKS LAST

FSA 90 R



AP 300 S

36 V • 2.8 kg^①

Battery Brushcutter for working on large areas of tough grass. Diameter of cutting circle 380mm with mowing head, loop handle, engine controls with ECOSPEED partial load function, no ear protection required. Includes shoulder strap. For more information on features and technical details, see page 169.



FSA 90 R EXCLUDING BATTERY & CHARGER
ORDER NUMBER **4863 200 0005**



OVERVIEW OF BATTERY CHARGING TIMES, WORKING PERIODS PER BATTERY CHARGE, AND BATTERY RANGES

CAN BE FOUND **ON PAGE 56**

WHILE STOCKS LAST

FSA 90



AP 300 S

36 V • 3.2 kg^①

Battery Brushcutter for working on large areas of tough grass. Cutting circle diameter 260 mm with grass-Cutting Blade, max. cutting circle diameter 380 mm with line tool. Bike handle, control handle with ECOSPEED partial load function, double shoulder harness. For more information on features and technical details, see page 169.



FSA 90 EXCLUDING BATTERY & CHARGER
ORDER NUMBER **4863 200 0002**


NEW

FSA 120 R

AP 300 S

36 V • 5.0 kg^①

Ideal for premium domestic users as well as semi-commercial applications. A strong robust system that really performs. Eco mode, Brushless EC Motor, loop handle, straight shaft with gearhead - AutoCut 27-2 as standard. For more information on features and technical details, see page 169.

**FSA 120 R** EXCLUDING BATTERY & CHARGERORDER NUMBER **FA08 200 0005**

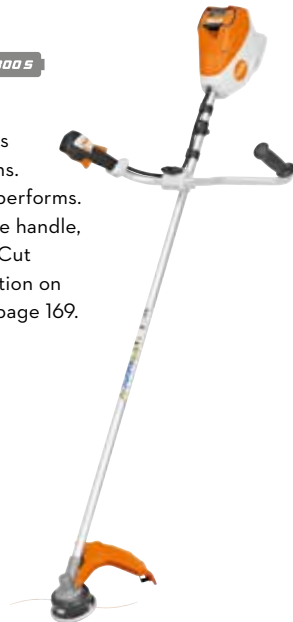
NEW

FSA 120

AP 300 S

36 V • 5.2 kg^①

Ideal for premium domestic users as well as semi-commercial applications. A strong robust system that really performs. Eco mode, Brushless EC Motor, bike handle, straight shaft with gearhead - AutoCut 27-2 as standard. For more information on features and technical details, see page 169.

**FSA 120** EXCLUDING BATTERY & CHARGERORDER NUMBER **FA08 200 0002**

R = LOOP HANDLE

① WEIGHT EXCLUDING BATTERY, CUTTING TOOL AND GUARD
 ② EXPLANATION OF SYMBOLS ON PAGE 340



WHILE STOCKS LAST


FSA 130 R



AR 3000 L

36 V • 3.9 kg^①

Powerful and lightweight Battery Brushcutter for working on large areas of tough grass. Adjustable with 3 power settings, loop handle. Suspension device for carrying the tool with a backpack AR Battery or AP Carrying System. Includes shoulder strap. For more information on features and technical details, see page 169.



FSA 130 R EXCLUDING BATTERY & CHARGER
ORDER NUMBER **4867 200 0002**

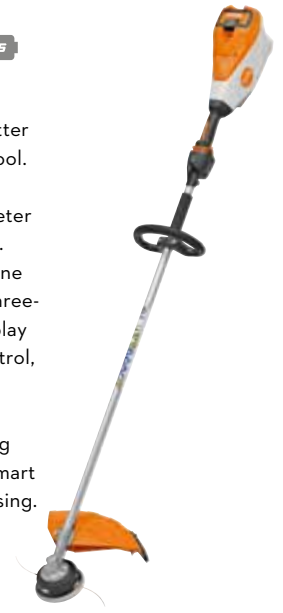
FSA 135 R



AP 300 S

36 V • 4.6 kg^①

Robust and powerful Battery Brushcutter with an AP battery slot in the power tool. For mowing grass and scrub in noise-sensitive settings. Cutting circle diameter 260 mm with grass-cutting blade, max. cutting circle diameter 420 mm with line tool. Ergonomic control handle with three-level speed preselection and LED display as well as infinitely variable speed control, loop handle, double shoulder harness, air filter for long service life. Versatile use due to wide range of STIHL cutting tools. Mounting point for the STIHL Smart Connector 2 A on the power tool housing. For more information on features and technical details, see page 169.



FSA 135 R EXCLUDING BATTERY & CHARGER
ORDER NUMBER **FA01 200 0003**

WHILE STOCKS LAST

FSA 130



AR 3000 L

36 V • 4.4 kg^①

Powerful and lightweight Battery Brushcutter for working on large areas of tough grass. Cutting circle diameter 260 mm with grass-Cutting Blade, max. cutting circle diameter 420 mm with line tool, three adjustable power levels, bike handle. Battery operation with the aid of the AP holster with connecting cable, a carrying system, and the support cushion set with an AR Battery and the support cushion set. For more information on features and technical details, see page 169.



FSA 130 EXCLUDING BATTERY & CHARGER
ORDER NUMBER **4867 200 0000**

FSA 135



AP 300 S

36 V • 4.9 kg^①

Robust and powerful Battery Brushcutter with an AP battery slot in the power tool. For mowing grass and scrub in noise-sensitive settings. Cutting circle diameter 260 mm with grass-cutting blade, max. cutting circle diameter 420 mm with line tool. Ergonomic control handle with three-level speed preselection and LED display as well as infinitely variable speed control, bike handle, double shoulder harness, air filter for long service life. Versatile use due to wide range of STIHL cutting tools. Mounting point for the STIHL Smart Connector 2 A on the power tool housing. For more information on features and technical details, see page 169.



FSA 135 EXCLUDING BATTERY & CHARGER
ORDER NUMBER **FA01 200 0013**

R = LOOP HANDLE

① WEIGHT EXCLUDING BATTERY, CUTTING TOOL AND GUARD
② EXPLANATION OF SYMBOLS ON PAGE 340

NEW
FSA 200 R



AP 500 S

36 V • 5.7 kg^①

The most powerful battery brushcutter from STIHL for professional applications in noise-sensitive areas. For mowing grass and scrub. Extended mowing diameter up to 450 mm (line mowing tool). Single-handed multi-function handle with speed control, LED display, professional anti-vibration system for low levels of vibration interference, loop handle, tool-free adjustment. Double shoulder harness, metal air filter for long service life. Wide range of cutting tools available as accessories. Mounting point for the STIHL Smart Connector 2 A on the power tool housing. For more information on features and technical details, see page 87.



FSA 200 R EXCLUDING BATTERY & CHARGER
ORDER NUMBER **FA03 011 5720**

NEW
FSA 200



AP 500 S

36 V • 5.7 kg^①

The most powerful battery brushcutter from STIHL for professional applications in noise-sensitive areas. For mowing grass and scrub. Extended mowing diameter up to 450 mm (line mowing tool). Single-handed multi-function handle with speed control, LED display, professional anti-vibration system for low levels of vibration interference, ergonomic bike handle, tool-free adjustment. Double shoulder harness, metal air filter for long service life. Wide range of cutting tools available as accessories. Mounting point for the STIHL Smart Connector 2 A on the power tool housing. For more information on features and technical details, see page 87.



FSA 200 EXCLUDING BATTERY & CHARGER
ORDER NUMBER **FA03 011 5700**

R = LOOP HANDLE

① WEIGHT EXCLUDING BATTERY,
CUTTING TOOL AND GUARD
② EXPLANATION OF SYMBOLS ON
PAGE 340





BGA 86



AP 300 S

36 V · 2.8 kg ①

Comfortable to operate, very powerful Battery Blower for professional use, particularly in urban areas such as play grounds and car parks. For removing leaves, plant waste, and dirt. 40% more blowing power than the BGA 85, and with reduced weight. Round nozzle, soft handle, three-setting length-adjustable Blower tube. Flat nozzle for increased air speed available as an accessory. For more information on features and technical details, see page 231.

BGA 86 EXCLUDING BATTERY AND CHARGER
ORDER NUMBER **BA02 011 5900**



WHILE STOCKS LAST

BGA 100



AR 3000

36 V · 2.5 kg ①

Pleasantly quiet, lightweight and very powerful Battery Blower for professional use, especially in urban, noise-sensitive areas. Round nozzle, soft handle, three power levels with additional boost function, three-setting length-adjustable Blower tube, lifting eyelet for support cushion. Battery operation with the aid of the AP holster with connecting cable, a carrying system, or an AR Battery. For more information on features and technical details, see page 231.

BGA 100 EXCLUDING BATTERY AND CHARGER
ORDER NUMBER **4866 011 5900**



BGA 200



AR 3000 L

36 V · 3.2 kg ①

High performance, Professional Blower suited to handheld or backpack configuration with the support of an optional comfort carry system. Round nozzle, soft handle, three power levels with additional boost function, three-setting length-adjustable Blower tube, lifting eyelet for support cushion. Battery operation with the aid of the AP holster with connecting cable, a carrying system, or an AR Battery. For more information on features and technical details, see page 231.

BGA 200 EXCLUDING BATTERY AND CHARGER
ORDER NUMBER **BA01 011 5900**

BGA 200 SET WITH AR 3000 L, CABLE, AP ADAPTER,
CARRY SYSTEM FOR AR, CARRY SYSTEM FOR BGA 200
AND AL 500
ORDER NUMBER **BA01 200 0001**



OVERVIEW OF BATTERY CHARGING TIMES, WORKING PERIODS PER BATTERY CHARGE, AND BATTERY RANGES

CAN BE FOUND **ON PAGE 56**

① WEIGHT EXCLUDING BATTERY
② EXPLANATION OF SYMBOLS ON PAGE 340



STIHL NOISE REDUCTION SYSTEM

This reduces disruptive frequencies and noise peaks at the turbine input to such an extent that uniformly low noise emissions are achieved all around the power tool – i.e. from 360° – and a comfortable sound level is achieved for people in the vicinity.



BGA 300

The first powerful backpack battery Blower from STIHL for professional applications in noise-sensitive areas. Ideal for efficient cleaning of large areas, even with wet and heavy leaves, thanks to high blowing power and air speed. Especially quiet when in use thanks to unique STIHL Noise Reduction System. Optimal energy management thanks to variable adjustment of the blowing power via four pre-defined power levels (Level 1-3/Boost) on the control handle. Total flexibility thanks to rapid adjustment of blower tube length and handle position. Ergonomic weight distribution thanks to carrying system with hip belt and the centre of gravity of the AR L backpack battery, located close to the body. AR L backpack battery not included in scope of delivery. Mounting point for the STIHL Smart Connector 2 A on the power tool housing. For more information on features and technical details, see page 231.



26 N
Blowing power^①

86 m/s
Air speed

MAX. 94 dB(A)
Volume^②



36 V • 7.4 kg^①

BGA 300 EXCLUDING BATTERY AND CHARGER
ORDER NUMBER **BA03 011 5900**

① WEIGHT EXCLUDING BATTERY
② EXPLANATION OF SYMBOLS ON PAGE 340
③ COMBINATION OF AIR SPEED AND AIR THROUGHPUT
④ K-FACTOR IN ACCORDANCE WITH DIRECTIVE 2006/42/EC = 2.0 DB(A)




NEW
KMA 120 R



AP 3005

36 V • 3.5 kg^①

Ideal for premium domestic users as well as semi-commercial applications. A strong robust system that really performs. Eco mode, Brushless EC Motor, loop handle, straight shaft. For more information on features and technical details, see page 121.



KMA 120 R EXCLUDING BATTERY & CHARGER
ORDER NUMBER **FA08 011 6820**

WHILE STOCKS LAST
KMA 130 R



AR 1000

36 V • 3.2 kg^①

Powerful, lightweight Battery CombiEngine with high torque. Three power levels for energy-efficient and low-noise working, can be combined with all CombiTools Harnesses. Battery operation with the aid of the AP Holster with Connecting Cable, a Carrying System, and the Support Cushion Set with an AR Battery and the Support Cushion Set. Cannot be used with the FSB-KM Brushcutter. For more information on features and technical details, see page 121.



KMA 130 R EXCLUDING BATTERY & CHARGER
ORDER NUMBER **4867 011 6820**

KMA 135 R



AP 3005

36 V • 3.4 kg^①

Robust and powerful Battery CombiEngine in a contemporary design with an AP battery slot in the power tool. For working in noise-sensitive environments. Versatile use due to wide range of STIHL KombiTools. Ergonomic control handle with three-level speed preselection and LED display as well as infinitely variable speed control, loop handle, and air filter for long service life. Mounting point for the STIHL Smart Connector 2 A on the power tool housing. The KMA 135 R cannot be used with the FSB-KM brushcutter. For more information on features and technical details, see page 121.



KMA 135 R EXCLUDING BATTERY & CHARGER
ORDER NUMBER **FA02 011 6800**

RELATED COMBITOOLS:



ADDITIONAL INFORMATION ON COMBITOOLS

SEE **FROM PAGE 118**

① WEIGHT EXCLUDING BATTERY AND COMBITOOL
② EAR PROTECTION MUST BE WORN WHEN USING THE BG-KM BLOWER
③ EXPLANATION OF SYMBOLS ON PAGE 340



SGA 85

AP 200

36V • 18 l • 5.9 kg^①

Comfortable Battery sprayer for the application of liquid pesticides and fertilisers in gardening and landscaping as well as fruit, vegetable and wine cultivation. High-performance thanks to a powerful diaphragm pump with 6 bar of operating pressure. Adjustable hollow cone nozzle, infinitely variable pressure adjustment during operation by means of rotary controller, large filler opening for easy topping up of the tank, retainer for safe storage of the lance during breaks in work. Ergonomic carrying system with adjustable chest strap for very comfortable working. Additional hip belt and various nozzles available as accessories for a range of uses and applications. For more information on features and technical details, see page 265.

SGA 85 EXCLUDING BATTERY AND CHARGER
ORDER NUMBER **4854 011 7000**



KGA 770

AP 200

36 V • Container capacity 50 l • sweep width 77 cm • 16.0 kg^②

Battery Sweeping Machine for large areas both indoors and outdoors. STIHL MultiClean PLUS Sweeping System, 8-fold central height adjustment, lateral guide roller, transport handle, stores upright to save space, ergonomically shaped 2-fold height-adjustable push bar. Easy and effortless to push due to the Battery operation of the circular brushes and power sweep. This enables thorough cleaning of edges and corners, even when the machine is stationary. The low-wear nylon bristles come with a four-year durability warranty. For more information on features and technical details, see page 238.

KGA 770 EXCLUDING BATTERY AND CHARGER
ORDER NUMBER **4860 011 4703**

The machine is designed for use on smooth concrete floors or interlocking paving blocks only, it is not suitable for use on asphalt or rough or broken surfaces.

① WEIGHT EXCLUDING BATTERY AND CONTENTS
② WEIGHT EXCLUDING BATTERY
③ EXPLANATION OF SYMBOLS ON PAGE 340



AP AND AR L BATTERIES

POWERHOUSES FOR ANY CHALLENGE



AP BATTERIES

PRODUCT ADVANTAGES:

- ✓ POWERFUL LITHIUM-ION BATTERIES
- ✓ LOW WEIGHT
- ✓ CAN BE USED IN THE RAIN
- ✓ CHARGE STATUS DISPLAY VIA 4 GREEN LED LIGHTS

Compatible with the STIHL AP System. Very powerful Lithium-ion Batteries with charge-level indicator (four LEDs). Available with a range of power capacities and power levels.

AP 200 187 Wh battery power^①, 1.4 kg
ORDER NUMBER **4850 400 6560**

 WITH BLUETOOTH®

COMING SOON

AP 200 S with Bluetooth 187 Wh battery power^①, 1.4 kg
ORDER NUMBER **4850 400 6565**

AP 300 S with Bluetooth 227 Wh battery power^①, 1.8 kg
ORDER NUMBER **4850 400 6585**

AP 500 S with Bluetooth 337 Wh battery power^①, 2.0 kg
ORDER NUMBER **EA01 400 6500**

AR L BATTERIES

PRODUCT ADVANTAGES:

- ✓ LITHIUM-ION BATTERIES WITH VERY HIGH POWER CAPACITY
- ✓ CHARGE STATUS DISPLAY VIA 6 GREEN LED LIGHTS
- ✓ USB CONNECTION
- ✓ STIHL CONNECTED VIA AN INTEGRATED BLUETOOTH® INTERFACE
- ✓ COMFORTABLE CARRYING SYSTEM AS AN ACCESSORY
- ✓ CAN BE USED IN THE RAIN

Backpack Lithium-ion Batteries with high power capacities for long Battery life, USB connection, and Bluetooth® interface for connection with STIHL connected. Sturdy housing with integrated carry handle and charge-level indicator (six LEDs) Can be directly connected with RMA 765 V. In combination with the AR L carrying system and AR L connecting cable, suitable for tools with a socket and in combination with an AP adapter for tools with a Battery slot. Can be used in the rain.

AR 2000 L Excluding connecting cable, AP adapter and harness
1,000 Wh battery power^①, 7.4 kg^②
ORDER NUMBER **4871 400 6510**

AR 2000 L SET with connecting cable and AP adapter (excluding carrying system)
1,000 Wh battery power^①
ORDER NUMBER **4871 200 0000**

AR 2000 L SET including carry system with connecting cable and AP adapter
1,000 Wh battery power^①
ORDER NUMBER **7019 200 0053**

AR 3000 L Excluding connecting cable, AP adapter and harness
1,520 Wh battery power^①, 9.5 kg^②
ORDER NUMBER **4871 400 6520**

AR 3000 L SET with connecting cable and AP adapter (excluding carrying system)
1,520 Wh battery power^①
ORDER NUMBER **4871 200 0001**

AR 3000 L SET including carry system with connecting cable and AP adapter
1,520 Wh battery power^①
ORDER NUMBER **7019 200 0052**

① POWER CAPACITY ACCORDING TO THE SPECIFICATIONS OF THE CELL MANUFACTURER. THE ACTUAL POWER CAPACITY AVAILABLE DURING OPERATION IS LOWER, TO INCREASE SERVICE LIFE

② WEIGHT EXCLUDING CARRYING SYSTEM
③ EXPLANATION OF SYMBOLS ON PAGE 340

AP HOLSTER WITH CONNECTING CABLE

Makes it possible to transfer energy between a STIHL AP Battery and a tool with a socket. Can be combined with the Carrying System and the Battery Belt with Harness. Cable length: 120 cm. With integrated electronics for overload switching with acoustic signals.



ORDER NUMBER **4850 440 5101**

CARRYING SYSTEM

Convenient, lightweight Carrying System for up to two AP Batteries. Can be used in combination with an AP holster with a connecting cable - as an alternative to AR backpack Batteries. Suitable for tools with a socket and tools with a Battery slot.



ORDER NUMBER **4850 490 0400**

AR CARRYING SYSTEM

Carrying system for tool-free attachment of AR 2000 L and AR 3000 L. With 3-setting length-adjustable shoulder straps for individual size adjustment, and flexible hip belt for ergonomic working. Power is transferred in combination with the connecting cable and, as an optional extra, the AP adapter.



ORDER NUMBER **4871 490 0400**

AR BACKPACK BATTERIES



Backpack Lithium-ion Batteries with big capacity for longer running times. Sturdy housing with base and charge-level indicator (six LEDs), comfortable and ergonomic backpack system with integrated carry handle and rain cover.



ONLY WHILE STOCKS LAST

AR 1000 626 Wh Battery power[Ⓢ], 4.3 kg[Ⓢ] / 5.5 kg[Ⓢ]

ORDER NUMBER **4865 400 6505**

CONNECTING CABLE FOR AR L BATTERIES

For power transfer when charging the AR L Battery and when operating the Battery Power Tools. Can be combined with the AR Carrying System and Support Cushion set. Cable length: 180 cm.



ORDER NUMBER **4871 440 2000**

Ⓢ POWER CAPACITY ACCORDING TO THE SPECIFICATIONS OF THE CELL MANUFACTURER. THE ACTUAL POWER CAPACITY AVAILABLE DURING OPERATION IS LOWER, TO INCREASE SERVICE LIFE

Ⓢ WEIGHT EXCLUDING CARRYING SYSTEM
 Ⓢ WEIGHT INCLUDING CARRYING SYSTEM
 Ⓢ EXPLANATION OF SYMBOLS ON PAGE 340



BATTERY BELT WITH HARNESS

Sturdy and ergonomically shaped belt with comfortable harness for weight distribution across hips and shoulders. Reduced total weight in the hand, as the Battery in the AP Holster with Connecting Cable is worn on the belt. Power is supplied by combining with additional accessories, such as the AP Holster with Connecting Cable for tools with a socket, and additionally with an AP Adapter for tools with a Battery slot.



ORDER NUMBER 4850 490 0500

BATTERY BELT

Additionally requires AP Holster with Connecting Cable.



ORDER NUMBER 4850 490 0200

ACCESSORIES: BAG FOR BATTERY BELT

Can be used to easily carry another AP Battery or accessories such as Safety Glasses, Gloves or Resin Remover Spray. Attaches to the Battery Belt or AR Carrying System.



ORDER NUMBER 4850 491 0101

ACCESSORIES: AP ADAPTER

For power transfer between a STIHL AP Battery in combination with an AP Holster with Connecting Cable, or a STIHL AR and AR L Battery and a Power Tool with a Battery slot, and for charging in combination with AL 300 or AL 500.



ORDER NUMBER 4850 440 0505

COVER FOR AP BATTERY SLOT


For covering the Battery slot on Battery Power Tools in the STIHL AP System. Protects against dust and dirt during longer periods of storage.



ORDER NUMBER 4850 602 0900

ACCESSORIES: WEIGHT KITS FOR AP ADAPTER

To be attached to the AP Adapter to improve the tool balance, e.g. for FSA 90, approx. 500 g.



ORDER NUMBER 4850 007 1001

PLUG COVER

For Battery Power Tools with a socket, such as the HSA 94 R and KMA 130 R. Protects against dust and dirt during longer periods of storage.



ORDER NUMBER 4850 432 2301

PROTECTIVE FEET

Foot to protect the Battery from contact with the ground. Additional handle for short-term shaft extension.



For HTA 66, HTA 86, HLA 66, HLA 85 and HLA 86

ORDER NUMBER 4857 007 1001

Foot to protect the Battery from contact with the ground. Additional handle for short-term shaft extension. Included in delivery with the HTA 135.



For HTA 135 and HLA 135

ORDER NUMBER LA01 007 1002

For protecting the power tool and battery from direct contact with the ground.



For HLA 56 and HTA 50

ORDER NUMBER HA01 007 1000

NEW

For protecting the power tool and battery from direct contact with the ground.



For KMA 80 R and KMA 120 R

ORDER NUMBER FA08 007 1001

SUPPORT CUSHION SET

Support Cushion with belt adapter for securing the support cushion to the Carrying System, Battery Belt, or Hip Belt of the AR Backpack Batteries.



ORDER NUMBER 0000 007 1045

BATTERY BOX

A space-saving and convenient way to transport Batteries and Chargers. Compatible with the Sortimo L-BOXX and Sortimo Globelyst in-vehicle systems.



SMALL - WITH ORGANISER

For four Batteries or two AP Batteries and an AL 300 or AL 500 Charger

ORDER NUMBER **0000 882 9700**

MEDIUM - WITH ANTI-SLIP MAT

For accessories, e.g. AR L Batteries and AL Chargers

ORDER NUMBER **0000 882 9701**

BATTERY CARRY BAG

Easy to carry, lightweight, hard-wearing bag for clean storage of STIHL Battery Tools Accessories, e.g. for a Battery with a Charger.



ORDER NUMBER **0000 881 0520**

AL 101 STANDARD CHARGER

Compatible with STIHL AK and AP Batteries. With charge-level indicator (LED). Cable tie with Velcro tape. Wall-mounting possible.



ORDER NUMBER **4850 430 2525**

AL 301 FAST CHARGER

230 V. For shorter charging times for STIHL AK, AP and AR L Batteries. Wall attachment and cable winding device in the casing base. With operating mode indicator via LED and active battery cooling.



ORDER NUMBER **EA09 430 5500**

AL 301-4 MULTI CHARGER



230 V. Multiple Battery charger for sequential charging of up to four AP batteries or one AR L battery with an AR L connecting cable and AP adapter. Can be secured either to the wall or on a shelf, or permanently installed in a vehicle. Energy supplied via an external feed. With operating mode indicator via LED and active battery cooling. AR L connecting cable and AP adapter for charging AR L backpack batteries not included.

ORDER NUMBER **EA04 430 5505**

AL 500 SUPER FAST CHARGER

For STIHL AK, AP and AR Batteries. Device in housing base for wall-mounting and cable rewind, with operating mode indicator (LED) and active Battery cooling.



AL 500 SUPER FAST CHARGER

ORDER NUMBER **4850 430 5705**

ADA 700

Double Battery Slot Adapter for use of two AP Batteries, for RMA 765 V. AP Batteries not included in the scope of delivery.



ORDER NUMBER **6909 400 9401**

CARRY BAG

Perfect for transporting and storing the tool together with the FS-KM or HL-KM CombiTools. Can be used for KMA 130 R, HSA 56, HSA 66, HSA 86, HLA 56, HLA 65, BGA 85, and BGA 100 and all CombiEngines with loop handle.



ORDER NUMBER **0000 881 0507**



POWER TOOLS WITH A SOCKET



ENERGY SUPPLY AND CARRYING SYSTEMS



FSA 130 R

FSA 130

KMA 130 R

BGA 100

BGA 200

HSA 94 R

BATTERY POWER SUPPLY


<p>AP 200 AP 300 AP 300 S</p> <p>AP holster with connecting cable</p>	<p>ONLY WHILE STOCKS LAST</p> <p>AR 1000 AR 2000 AR 3000</p>	<p>AR 2000 L AR 3000 L</p> <p>Connecting cable for AR L batteries</p>	<p>For charging the battery</p> <p>AR 2000 L AR 3000 L</p> <p>Connecting cable for AR L batteries</p> <p>AP adapter</p>
---	---	---	--

CARRYING SYSTEMS

<p>Battery belt with harness or AP carrying system</p>	<p>Integrated</p>	<p>Carrying system for AR L</p>
--	-------------------	---------------------------------

ATTACHMENT OPTIONS

<p>Support cushion set for BGA 100, KMA 130 R, and FSA 130/R</p>	<p>Comfort carrying system for the BGA 200</p>
--	--



AP 200



AP 300 S

NEW
AP 500 S

BATTERY POWER (WH)	187	281	337
BATTERY CHARGING TIMES (MIN) CAPACITY: 80%/100 %			
AL 101 STANDARD CHARGER	150 / 200	230 / 300	280 / 355
AL 301 FAST CHARGER	40 / 55	55 / 80	70 / 90
AL 301-4 MULTI-CHARGER	40 / 55	55 / 80	70 / 90
AL 500 SUPER FAST CHARGER	30 / 45	30 / 45	40 / 55
WORKING HOURS PER BATTERY CHARGE (UP TO ... MIN)			
MSA 160 C-B	42	62	74
MSA 161 T	42	62	74
MSA 200 C-B	35	50	60
MSA 220 C-B	32	37	44
MSA 220 TC-O	16	29	34
MSA 300 C-O	-	-	20 - 44 ⑤
HTA 66	42	68	82
HTA 86	42	68	82
HTA 135	22	45	54
KMA 120 R NEW	30	50	-
KMA 130 R WITH FS-KM, NYLON MOWING HEAD ③	28 - 14 ②④	45 - 22 ②④	54 - 26 ②④
KMA 130 R WITH FS-KM, GRASS-CUTTING BLADE ③	50 - 30 ②④	100 - 50 ②④	120 - 60 ②④
KMA 135 R WITH FS-KM, NYLON MOWING HEAD ③	28 - 14 ②④	45 - 22 ②④	54 - 26 ②④
KMA 135 R WITH FS-KM, GRASS-CUTTING BLADE ③	50 - 30 ②④	100 - 50 ②④	120 - 60 ②④
FSA 86 R WITH NYLON MOWING HEAD/WITH POLY-CUT	35/60	52/85	62/102
FSA 90 / FSA 90 R WITH NYLON MOWING HEAD	24	37	44
FSA 90 / FSA 90 R WITH GRASS-CUTTING BLADE	36	56	67
FSA 120 / FSA 120 R NEW WITH NYLON MOWING HEAD	30	50	-
FSA 130 / FSA 130 R WITH NYLON MOWING HEAD	28 - 17 ②	45 - 25 ②	54 - 30 ②
FSA 130 / FSA 130 R WITH GRASS-CUTTING BLADE	50 - 30 ②	100 - 50 ②	120 - 60 ②
FSA 135 / FSA 135 R WITH NYLON MOWING HEAD	28 - 17 ②	45 - 25 ②	54 - 30 ②
FSA 135 / FSA 135 R WITH GRASS-CUTTING BLADE	50 - 30 ②	100 - 50 ②	120 - 60 ②
FSA 200 / FSA 200 R NEW WITH NYLON MOWING HEAD	20 - 10 ②	32 - 16 ②	40 - 20 ②
HSA 94 R	108 - 84 ②	167 - 130 ②	200 - 155 ②
HSA 100	150	225	270
HLA 66	144	223	268
HLA 86	144	223	268
HLA 135	64	95	114
BGA 86	17	26	31
BGA 100	66 - 12 ②	103 - 20 ②	123 - 24 ②
BGA 200	49 - 7 ②	95 - 14 ②	114 - 17 ②
BGA 300	-	-	-
KGA 770	168	260	312
TSA 230	14	22	26
SGA 85	1,000	-	-
MOWING AREA PER BATTERY CHARGE (UP TO ... M²)			
RMA 443 C	360	540	650
RMA 448 VC	330	500	600
RMA 510	230	336	-
RMA 510 V	196	286	400
RMA 765 V	-	400	480

RECOMMENDED BATTERY
REDUCED TOOL PERFORMANCE

① POWER CAPACITY ACCORDING TO THE SPECIFICATIONS OF THE CELL MANUFACTURER. THE ACTUAL POWER CAPACITY AVAILABLE DURING OPERATION IS LOWER, TO INCREASE SERVICE LIFE
② THE BATTERY WORKING TIMES AND AREA SPECIFICATIONS FOR EACH BATTERY CHARGE ARE ESTIMATES AND MAY VARY DEPENDING ON HOW THE TOOL IS USED AND WHAT IS BEING CUT
③ WORKING TIMES IN COMBINATION WITH OTHER COMBITOOLS ARE AVAILABLE AT WWW.STIHL.CO.NZ

④ LEVEL 1 - LEVEL 3/BOOST
⑤ WORKING TIME PER BATTERY CHARGE VARIES DEPENDING ON THE OPERATING MODE SELECTED

AR 2000 L



AR 3000 L



BATTERY POWER (WH)	1,000	1,500
BATTERY CHARGING TIMES (MIN) CAPACITY: 80%/100%		
AL 101	-	-
AL 301	220 / 290	330 / 430
AL 301-4 MULTI-CHARGER	220 / 290	330 / 430
AL 500 SUPER FAST CHARGER	110 / 150	170 / 220
WORKING HOURS PER BATTERY CHARGE (UP TO ... MIN)		
MSA 160 C-B	195	300
MSA 161 T	195	300
MSA 200 C-B	175	260
MSA 220 C-B	220	310
MSA 220 TC-O	109	174
MSA 300 C-O	-	-
HTA 66	195	300
HTA 86	195	300
HTA 135	160	240
KMA 120 R NEW	-	-
KMA 130 R WITH FS-KM, NYLON MOWING HEAD ③	160 - 80 ③④	200 - 115 ③④
KMA 130 R WITH FS-KM, GRASS-CUTTING BLADE ③	310 - 160 ③④	430 - 240 ③④
KMA 135 R WITH FS-KM, NYLON MOWING HEAD ③	160 - 80 ③④	200 - 115 ③④
KMA 135 R WITH FS-KM, GRASS-CUTTING BLADE ③	310 - 160 ③④	430 - 240 ③④
FSA 86 R WITH NYLON MOWING HEAD/WITH POLY-CUT	185/300	280/450
FSA 90 / FSA 90 R WITH NYLON MOWING HEAD	130	195
FSA 90 / FSA 90 R WITH GRASS-CUTTING BLADE	195	290
FSA 120 / FSA 120 R NEW WITH NYLON MOWING HEAD	-	-
FSA 130 / FSA 130 R WITH NYLON MOWING HEAD	160 - 90 ④	200 - 130 ④
FSA 130 / FSA 130 R WITH GRASS-CUTTING BLADE	310 - 160 ④	430 - 240 ④
FSA 135 / FSA 135 R WITH NYLON MOWING HEAD	160 - 90 ④	200 - 130 ④
FSA 135 / FSA 135 R WITH GRASS-CUTTING BLADE	310 - 160 ④	430 - 240 ④
FSA 200 / FSA 200 R NEW WITH NYLON MOWING HEAD	120 - 60 ④	180 - 90 ④
HSA 94 R	690 - 565 ④	985 - 800 ④
HSA 100	730	1,100
HLA 66	715	1,040
HLA 86	715	1,040
HLA 135	345	520
BGA 86	90	140
BGA 100	320 - 65 ④	510 - 95 ④
BGA 200	315 - 53 ④	500 - 85 ④
BGA 300	97 - 48 ④	140 - 61 ④
KGA 770	-	-
TSA 230	80	125
SGA 85	-	-
MOWING AREA PER BATTERY CHARGE (UP TO ... M²)		
RMA 443 C	-	-
RMA 448 VC	-	-
RMA 510	-	-
RMA 510 V	-	-
RMA 765 V	2,050	3,100

■ RECOMMENDED BATTERY
■ REDUCED TOOL PERFORMANCE

- ① POWER CAPACITY ACCORDING TO THE SPECIFICATIONS OF THE CELL MANUFACTURER. THE ACTUAL POWER CAPACITY AVAILABLE DURING OPERATION IS LOWER, TO INCREASE SERVICE LIFE
- ② THE BATTERY WORKING TIMES AND AREA SPECIFICATIONS FOR EACH BATTERY CHARGE ARE ESTIMATES AND MAY VARY DEPENDING ON HOW THE TOOL IS USED AND WHAT IS BEING CUT
- ③ WORKING TIMES IN COMBINATION WITH OTHER COMBITOOLS ARE AVAILABLE AT WWW.STIHL.CO.NZ
- ④ LEVEL 1 - LEVEL 3/BOOST



WITH OUR POWER YOU CAN MASTER EVERY TASK.

PETROL DRIVEN CHAINSAWS

➔ FROM PAGE 61

BATTERY CHAINSAWS

➔ FROM PAGE 74

ELECTRIC CHAINSAWS

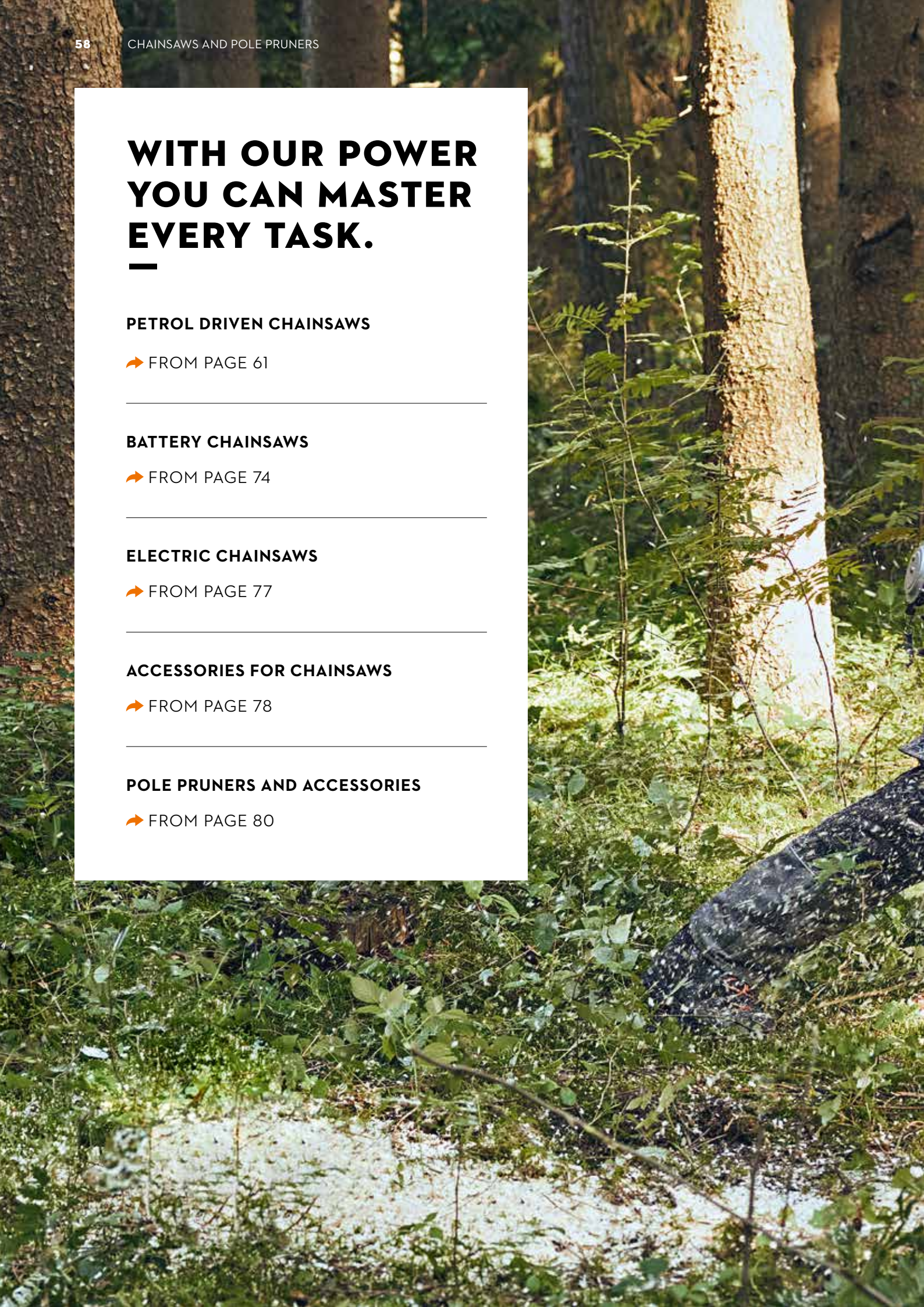
➔ FROM PAGE 77

ACCESSORIES FOR CHAINSAWS

➔ FROM PAGE 78


POLE PRUNERS AND ACCESSORIES

➔ FROM PAGE 80







CHAINSAWS IN DETAIL



TECHNOLOGY

- 01** LONG-LIFE AIR FILTER SYSTEM WITH AIR ROUTING
Offers a significantly longer filter service life in comparison with traditional air filter systems.
- 02** HD2 FILTER
Keeps even the finest dust away from the engine, ensuring a particularly long service life. Easy to wash clean.
- 03** STIHL M-TRONIC (M) 
When cold starting, you only need to use a single start position on the combi-lever. Makes full throttle possible immediately after starting. Calculates the amount of fuel required and supplies it in line with requirements
- 04** CONTROLLED-DELIVERY OIL PUMP
Allows the user to select just the right amount of oil for the job at hand.
- 05** STIHL INJECTION (i) 
"i" stands for the ideal power-to-weight ratio, compact design, and optimum engine performance. Operation is easier than ever. The combi-lever is no longer needed – just press the stop button to switch off the device.

COMFORT

- 06** DECOMPRESSION VALVE
Reduces the starting power needed, making it easier to start the chainsaw.
- 07** STIHL ELASTOSTART
The special shock absorber grip means a smooth start-up process without sudden load peaks.
- 08** TOOL-FREE FUEL CAP
Allows the user to open and close the tank cap quickly, easily and without tools.
- 09** STIHL ERGOSTART (E)
Ensures comfortable and effortless starting, without needing to jerk the cord – the spring between the start-up pulley and the crankshaft does the work during start-up.
- 10** STIHL QUICK CHAIN TENSIONING (B)
With STIHL Quick Chain Tensioning, it's easy to adjust the saw chain, with no need for tools and without coming into contact with the sharp saw chain itself. Just release the sprocket cover and turn the adjusting wheel to set the optimum tension.

PETROL-DRIVEN CHAINSAWS FOR HOME USERS

- For home users and builders
- Excellent for cutting firewood
- For grounds maintenance
- For felling small trees
- For building with wood.



COMING SOON

MS 162

30.1 cm³, 1.2 kW/1.6 hp • 4.5 kg[Ⓞ]

Entry-level model for cutting firewood and smaller maintenance tasks. With a powerful STIHL 2-MIX engine, side-mounted chain tensioning, STIHL anti-vibration system and combi-lever with stop function to make it easier to restart the warm Chainsaw after a brief pause. Single-lever control enables all functions such as start, run and stop, to be operated with just one hand.

BAR LENGTH **30 cm / 12"**
ORDER NUMBER **1148 200 0260**



WHILE STOCKS LAST

MS 170

30.1 cm³, 1.3 kW/1.6 hp • 3.9 kg[Ⓞ]

Entry-level model for cutting firewood. Easy operation thanks to the combi-lever.

BAR LENGTH **35 cm / 14"**
ORDER NUMBER **1130 200 0585**





COMING SOON

MS 172

31.8 cm³, 1.5 kW/1.9 hp • 4.5 kg[Ⓞ]

Compact chainsaw for grounds maintenance. With powerful STIHL 2-MIX engine and 3/8" PM3 saw chain for excellent cutting performance and precise cuts. STIHL anti-vibration for low-fatigue working, side-mounted chain tensioning for safe re-tensioning of the saw chain, combi-lever with stop function to make it easier to restart the warm chainsaw after a brief pause in work. Convenient single-lever control to enable all functions, such as start, run and stop, to be operated with just one hand.

BAR LENGTH **35 cm / 14"**
ORDER NUMBER **1148 200 0264**



COMING SOON

MS 172 C-BE

31.8 cm³, 1.5 kW/1.9 hp • 4.8 kg[Ⓞ]

Compact chainsaw for grounds maintenance. With powerful STIHL 2-MIX engine and 3/8" PM3 saw chain for excellent cutting performance and precise cuts. STIHL anti-vibration for low-fatigue working, Quick Chain Tensioning for safe re-tensioning of the saw chain, combi-lever with stop function to make it easier to restart the warm chainsaw after a brief pause in work. Convenient single-lever control to enable all functions, such as start, run and stop, to be operated with just one hand.

BAR LENGTH **35 cm / 14"**
ORDER NUMBER **1148 200 0261**



WHILE STOCKS LAST

MS 180

31.8 cm³, 1.4 kW/1.9 hp • 3.9 kg[Ⓞ]

Entry-level model for cutting firewood, with more power compared with the MS 170. 35 cm version for cutting thicker branches.

BAR LENGTH **35 cm / 14"**
ORDER NUMBER **1130 200 0587**

BAR LENGTH **40 cm / 16"**
ORDER NUMBER **1130 200 0533**

**WHILE STOCKS LAST****MS 181**

31.8 cm³, 1.5 kW/2.0 hp • 4.3 kg[Ⓢ]

An advanced saw for cutting firewood and grounds maintenance. Side-mounted chain tensioning for safe and easy chain tensioning, long-life air filter system prevents the air filter from clogging prematurely.

BAR LENGTH **35 cm / 14"**
ORDER NUMBER **1139 200 0431**

**COMING SOON****MS 182**

35.8 cm³, 1.6 kW/2.2 hp • 4.6 kg[Ⓢ]

Compact, versatile chainsaw for private grounds maintenance and gardening and landscaping work or skilled manual jobs. With powerful STIHL 2-MIX engine for very good cutting performance, STIHL anti-vibration system for low-fatigue working, side-mounted chain tensioning for easy and safe re-tensioning of the saw chain, tool-free fuel cap as well as sturdy metal bumper spikes for a precise cut. Convenient single-lever control for easy control of all functions with just one hand.

BAR LENGTH **40 cm / 16"**
ORDER NUMBER **1148 200 0265**

**WHILE STOCKS LAST****MS 181 C-BE**

31.8 cm³, 1.5 kW/2.0 hp • 4.6 kg[Ⓢ]

With the ErgoStart™ system on board, firing up this Chainsaw couldn't be simpler or faster. Quick Chain Adjuster makes it possible to adjust the Saw Chain without tools. This model also has our Pre-separation Air Filtration System - which can extend the life of your Air Filter up to five times over previous models.

BAR LENGTH **35 cm / 14"**
ORDER NUMBER **1139 200 0432**

**COMING SOON****MS 182 C-BE**

35.8 cm³, 1.6 kW/2.2 hp • 4.9 kg[Ⓢ]

Compact, versatile chainsaw for private grounds maintenance and gardening and landscaping work or skilled manual jobs. With powerful STIHL 2-MIX engine for very good cutting performance, STIHL anti-vibration system for low-fatigue working, Quick Chain Tensioning for easy and safe re-tensioning of the saw chain, tool-free fuel cap as well as sturdy metal bumper spikes for a precise cut. Convenient single-lever control for easy control of all functions with just one hand.

BAR LENGTH **40 cm / 16"**
ORDER NUMBER **1148 200 0262**

**C IN THE PRODUCT NAME STANDS FOR COMFORT FEATURE**

Many STIHL tools are fitted with special comfort features as standard, and these can be identified by the C in the product name, e.g. MS 211 C-BE. The E stands for the STIHL ErgoStart, and the B for Quick Chain Tensioning.

**APPROPRIATE FUELS AND LUBRICANTS**

CAN BE FOUND **FROM PAGE 290**



**WHILE STOCKS LAST****MS 211****35.2 cm³, 1.7 kW/2.3 hp • 4.3 kg** [Ⓞ]

Good for cutting firewood. Side-mounted chain tensioning, switch between summer and winter mode for optimum running performance in all conditions, 3/8" PM3 Saw Chain for good cutting performance.

BAR LENGTH **40 cm / 16"**
 ORDER NUMBER **1139 200 0264**

**COMING SOON****MS 212****38.6 cm³, 1.8 kW/2.4 hp • 4.6 kg** [Ⓞ]

Powerful and versatile chainsaw for private grounds maintenance, gardening and landscaping, as well as building with wood or felling smaller trees. The STIHL 2-MIX engine ensures good cutting performance with low fuel consumption. With STIHL anti-vibration system, side-mounted chain tensioning, tool-free fuel cap, combi-lever with stop function and single-lever control for easy, convenient handling of the chainsaw. Sturdy metal bumper spikes to ensure the saw grips the wood securely for a precise cut.

BAR LENGTH **40 cm / 16"**
 ORDER NUMBER **1148 200 0266**

**WHILE STOCKS LAST****MS 211 C-BE****35.2 cm³, 1.7 kW/2.3 hp • 4.6 kg** [Ⓞ]

Compact and impressive performance for its weight, with great fuel economy and low emissions. Designed for the demanding occasional user for trimming, pruning and firewood cutting.

BAR LENGTH **40 cm / 16"**
 ORDER NUMBER **1139 200 0399**

**COMING SOON****MS 212 C-BE****38.6 cm³, 1.8 kW/2.4 hp • 4.6 kg** [Ⓞ]

Powerful and versatile chainsaw for private grounds maintenance, gardening and landscaping, as well as building with wood or felling smaller trees. The STIHL 2-MIX engine ensures good cutting performance with low fuel consumption. With STIHL anti-vibration system, Quick Chain Tensioning, tool-free fuel cap, combi-lever with stop function and single-lever control for easy, convenient handling of the chainsaw. Sturdy metal bumper spikes to ensure the saw grips the wood securely for a precise cut.

BAR LENGTH **40 cm / 16"**
 ORDER NUMBER **1148 200 0263**

**APPROPRIATE FUELS AND LUBRICANTS**CAN BE FOUND **FROM PAGE 290**



MS 231

40.6 cm³, 2.0 kW/2.7 hp • 4.8 kg[Ⓞ]

Great for cutting firewood. Side-mounted chain tensioning for safe and easy chain tensioning, Long-life Air Filter System for long cleaning intervals, tool-free fuel caps for safe and easy refuelling.

BAR LENGTH **40 cm / 16"**
ORDER NUMBER **1143 200 0727**



MS 251

45.6 cm³ • 2.2 kW/3.0 hp • 4.8 kg[Ⓞ]

Suitable for harvesting firewood in the forest. Side tensioning, sturdy and durable .325" cutting attachment, with new .325" Pro Saw Chain for improved cutting performance. Also available with a 40 cm bar length for cutting thicker tree trunks.

BAR LENGTH **40 cm / 16"**
ORDER NUMBER **1143 200 0733**



MS 231 C-BE

40.6 cm³, 2.0 kW/2.7 hp • 5.1 kg[Ⓞ]

Great for cutting firewood. Side-mounted chain tensioning for safe and easy tensioning. Tool free fuel caps for safe and easy refuelling.

BAR LENGTH **40 cm / 16"**
ORDER NUMBER **1143 200 0728**



MS 251 C-BE

45.6 cm³ • 2.2 kW/3.0 hp • 5.2 kg[Ⓞ]

Ideal for a variety of applications, from cutting firewood to timber construction. This 2-MIX Chainsaw has a high torque engine is easy to start and comfortable to use, with a high cutting performance.

BAR LENGTH **40 cm / 16"**
ORDER NUMBER **1143 200 0734**



PETROL-DRIVEN CHAINSAWS FOR AGRICULTURE AND HORTICULTURE

- For farmers, landscapers and tradespeople
- For landscape maintenance and cutting firewood and timber



MS 271

50.2 cm³ • 2.6 kW/3.5 hp • 5.6 kg[Ⓞ]

For harvesting firewood. Air filter system with routing for a long filter service life, tool-free fuel caps for safe and easy refuelling, fast servicing access thanks to one-piece engine cover. With a Light O4 guide bar in an innovative design as well as the .325" RM3 Pro saw chain for improved cutting performance.

BAR LENGTH **45 cm / 18"**
ORDER NUMBER **1141 200 0764**



MS 291

55.5 cm³ • 2.8 kW/3.8 hp • 5.6 kg[Ⓞ]

Great for harvesting firewood. Long-life Air Filter System for a long Filter life, tool-free fuel caps for safe and easy refuelling, 3/8" RM3 Saw Chain for good cutting performance.

BAR LENGTH **45 cm / 18"**
ORDER NUMBER **1141 200 0752**



MS 291 C-BE

55.5 cm³ • 2.8 kW/3.8 hp • 6.2 kg[Ⓞ]

Great for harvesting firewood, ErgoStart System with economical 2-MIX engine, Long-life Air Filter System, quick chain adjustment, tool-free fuel caps for safe and easy refuelling and 325" RM Saw Chain for great cutting performance.

BAR LENGTH **45 cm / 18"**
ORDER NUMBER **1141 200 0753**





MS 311

59.0 cm³ • 3.1 kW / 4.2 hp • 6.2 kg [Ⓞ]

For felling in medium-sized stands. Heavy-duty Air Filter for very long Filter service life and decompression valve for effortless starting.

BAR LENGTH **50 cm / 20"**
ORDER NUMBER **1140 200 0711**



MS 391

64.1 cm³ • 3.3 kW / 4.5 hp • 6.2 kg [Ⓞ]

Great for felling firewood and for building with wood. Heavy-duty Air Filter for very long Filter service life and decompression valve for effortless starting.

BAR LENGTH **50 cm / 20"**
ORDER NUMBER **1140 200 0689**



PETROL-DRIVEN CHAINSAWS FOR FORESTRY WORK

- Powerful, sustained and responsive
- Designed to overcome any professional challenge
- For all forestry work: felling, delimiting and cutting to length
- High performance, low weight and superb to work with
- Many models are fitted with M-Tronic as standard



MS 261 C

50.2 cm³ • 3.0 kW / 4.1 hp • 4.9 kg[Ⓢ]

Great for working in low-density and medium-density stands. Single start position and stop button function mean easy starting. Long-life Air Filter System with HD2 Filter for only occasional cleaning, and captive nuts on the Sprocket Cover.

BAR LENGTH **40 cm / 16" Full Chisel**
ORDER NUMBER **1141 200 0749**

BAR LENGTH **40 cm / 16" Semi Chisel**
ORDER NUMBER **1141 200 0750**



MS 362 C-M

59.0 cm³ • 3.5 kW / 4.8 hp • 5.8 kg[Ⓢ]

Great for working in medium-density stands. Long-life Air Filter System with HD2 Filter for an excellent filtering effect, M-Tronic for optimum engine performance at all times, easy starting thanks to one start position and stop button function, captive nuts on the Sprocket Cover for quick and easy chain replacement.

BAR LENGTH **45 cm / 18"**
ORDER NUMBER **1140 200 0691**

BAR LENGTH **50 cm / 20"**
ORDER NUMBER **1140 200 0692**



MS 400 C-M

66.8 cm³ • 4.0 kW/5.4 hp • 5.8 kg[Ⓞ]

The world's first chainsaw to include a magnesium piston, for a fantastic power-to-weight ratio and a high maximum speed. With excellent cutting performance for professional use in forests. Ideal for felling, delimiting, and preparation of wood in medium-density stands. Long-life air filter system with HD2 filter for excellent filtering effect. Easy and reliable starting thanks to a single start position and stop-button function, M-Tronic for consistently high engine performance. Captive nuts on the sprocket cover; tool-free fuel caps for easy and safe filling with fuels and lubricants.

BAR LENGTH **45 cm / 18"**
ORDER NUMBER **1140 200 0738**

BAR LENGTH **50 cm / 20" LIGHTWEIGHT**
ORDER NUMBER **1140 200 0475**



TUNING KIT MS 261 - PICCO SUPER

Conversion kit for a faster cutting attachment (40 cm / 16") for the MS 261. Ideal for harvesting pinewood. Contains: 1 Guide Bar, 3 Saw Chains and 1 Rim Sprocket, 20% more cutting power than with the Rapid Super Attachment, with Sprocket also suitable for the MS 260.

ORDER NUMBER **0000 007 1900**



PROFESSIONAL TIP

The HD2 filter in our chainsaws guarantees consistent performance – even in extreme conditions. Its extraordinarily fine-pored filter material keeps even very fine dust and dirt away from the engine. To clean it, remove the HD2 filter and spray it with STIHL Varioclean, briefly leaving it to work before rinsing out with warm water and letting the filter dry. Then it is ready to use again.

Video instructions are available at:
www.stihl.de/HD2-Filter





MS 462 C-M

72.2 cm³ • 4.4 kW / 6.0 hp • 6.0 kg[Ⓞ]

The lightest high-performance saw in the 70 cm³ cubic capacity class. Extraordinarily easy to manoeuvre, with outstanding acceleration. For felling and delimiting in medium-density and high-density stands. Fitted with M-Tronic as standard, controlled-delivery high-performance oil pump for conveying high volumes of oil, and HD2 Filter with very good filtering effect. Captive nuts on the Sprocket Cover make it easy to change the chain; tool-free fuel caps for easy and safe filling with fuels and lubricants.

BAR LENGTH **45 cm / 18"**
ORDER NUMBER **1142 200 0126**

BAR LENGTH **50 cm / 20"**
ORDER NUMBER **1142 200 0253**

BAR LENGTH **50 cm[Ⓢ] / 20" LIGHTWEIGHT**
ORDER NUMBER **1142 200 0114**

BAR LENGTH **55 cm / 22"**
ORDER NUMBER **1142 200 0010**



STIHL
INJECTION[Ⓢ]

MS 500i

79.2 cm³ • 5.0 kW / 6.8 hp • 6.2 kg[Ⓞ]

The first Chainsaw with STIHL electronically controlled fuel injection. The best power-to-weight ratio on the market. Ideal for heavy timber harvesting and preparation thanks to its lightweight construction and excellent acceleration. Optimised stop claws, HD2 Filter with very good filtering effect, captive nut on the Sprocket Cover and tool-free filter lid, controlled-delivery, high-performance oil pump for conveying high volumes of oil, tool-free fuel cap for easy and safe filling of fuels and lubricants.

BAR LENGTH **50 cm[Ⓢ] / 20" LIGHTWEIGHT**
ORDER NUMBER **1147 200 0021**

BAR LENGTH **55 cm / 22"**
ORDER NUMBER **1147 200 0027**

BAR LENGTH **63 cm[Ⓢ] / 25" LIGHTWEIGHT**
ORDER NUMBER **1147 200 0023**

BAR LENGTH **71 cm[Ⓢ] / 28" LIGHTWEIGHT**
ORDER NUMBER **1147 200 0028**



MS 661 C-M

91.1 cm³ • 5.4 kW / 7.3 hp • 7.4 kg[Ⓞ]

The competition Chainsaw used in the STIHL TIMBERSPORTS® SERIES. Big timber saw for the toughest jobs in forestry. The M-Tronic guarantees optimum engine performance at all times; easy starting due to single start position and stop-button function. Controlled-delivery high-performance oil pump for conveying high quantities of oil; HD2 Filter with very good filter effect.

BAR LENGTH **55 cm / 22"**
ORDER NUMBER **1144 200 0333**

BAR LENGTH **63 cm / 25"**
ORDER NUMBER **1144 200 0335**

BAR LENGTH **63 cm[Ⓢ] / 25" LIGHTWEIGHT**
ORDER NUMBER **1144 200 0334**

BAR LENGTH **71 cm / 28"**
ORDER NUMBER **1144 200 0417**

BAR LENGTH **71 cm[Ⓢ] / 28" LIGHTWEIGHT**
ORDER NUMBER **1144 200 0418**

BAR LENGTH **75 cm / 30"**
ORDER NUMBER **1144 200 0399**

BAR LENGTH **81 cm[Ⓢ] / 32" LIGHTWEIGHT**
ORDER NUMBER **1144 200 0419**



MS 881 Z

121.6 cm³ • 6.4 kW/8.7 hp • 9.8 kg[Ⓞ]

The most powerful series-produced chainsaw in the world! Its extremely high performance makes it ideal for professional felling and processing large trees. 2-MIX engine for high cutting performance and engine power, coupled with efficient fuel usage. The stop-button function means that the warm chainsaw is ready to start at any time, and the HD2 filter ensures a long filter service life. Captive nuts on the sprocket cover make it easy to change the chain; tool-free fuel caps for easy and safe filling with fuels and lubricants.

BAR LENGTH **75 cm / 30"**
ORDER NUMBER **1124 200 0234**

BAR LENGTH **90 cm / 36"**
ORDER NUMBER **1124 200 0232**

BAR LENGTH **105 cm / 41"**
ORDER NUMBER **1124 200 0233**



PROFESSIONAL TIP

STIHL Injection stands for the best power-to-weight ratio combined with a compact design, i.e. higher output with comparable weight and displacement. The built-in sensors and characteristic mapping of the MS 500i guarantee optimum engine performance and acceleration under all use conditions.

STIHL INJECTION[Ⓢ]



ARBORIST SAWS

- Lightweight special chainsaws for trained arborists
- For cutting branches and crown reduction
- With precise handling
- Optimum ergonomics
- Cordless chainsaw for use in noise-sensitive areas



MSA 161 T



36 V • 2.1 kg[ⓐ]

Lightweight, Professional Battery Arborist Saw[ⓐ] for use in noise-sensitive areas. With 1/4" PM3 Saw Chain for a precise cut and high cutting performance, optimised use concept, captive nut on the Sprocket Cover.

MSA 161 T EXCLUDING BATTERY AND CHARGER[ⓐ]

BAR LENGTH **30 cm / 12"**
ORDER NUMBER **1252 200 0044**



MS 151 TC-E

23.6 cm³ • 1.1 kW/1.5 hp • 2.6 kg[ⓐ]

STIHL's lightest Arborist Saw[ⓐ]. Ideal for a wide range of tree maintenance tasks such as removal of dead wood, crown maintenance, and removal of trunk and branch shoots. Manual fuel pump and STIHL ErgoStart guarantee easy starting. Fitted with a 1/4" PM3 Saw Chain as standard, for a precise cut. New 2-MIX engine for improved cutting performance.

BAR LENGTH **25 cm / 10"**
ORDER NUMBER **1146 200 0067**

BAR LENGTH **30 cm / 12"**
ORDER NUMBER **1146 200 0064**



T = TOP HANDLE
E = ERGOSTART

ⓐ WEIGHT EXCLUDING FUEL, GUIDE BAR AND SAW CHAIN

ⓑ SPECIALLY DESIGNED FOR WORKING AMONG TREE BRANCHES; SHOULD ONLY BE USED BY TRAINED ARBORISTS



MS 194 T

31.8 cm³ • 1.4 kW/1.9 hp • 3.3 kg^①

STIHL's versatile Arborist Saw[®]. For a range of tasks such as crown maintenance, dead wood removal, and removal of trunk and branch shoots. With a 3/8" P Saw Chain, for a precise cut. Improved cutting performance due to the new 2-MIX Engine.

BAR LENGTH **30 cm / 12"**
ORDER NUMBER **1137 200 0418**



MS 201 TC-M

35.2 cm³ • 1.8 kW/2.4 hp • 3.7 kg^①

STIHL's most powerful Arborist Saw[®]. Standard-fitted with a new version of M-Tronic featuring a calibration function for optimum engine performance right from the word go, captive nut on the Sprocket Cover, lightweight Guide Bar reduces the total weight.

BAR LENGTH **30 cm / 12"**
ORDER NUMBER **1145 200 0335**

BAR LENGTH **35 cm / 14"**
ORDER NUMBER **1145 200 0334**



MSA 220 TC-O



36 V • 3.3 kg^①

Powerful professional cordless arborist saw for stripping pieces of trunk, crown correction or removing dead wood. Electronic operating system with an unlock button for simple saw activation makes for particularly easy operation. Operator cockpit with 180° LED display for information on the operating status of the chainsaw as well as the engaged chain brake. Fitted as standard with an oil sensor and LED display for active user notification of when the oil level is low. Easy-clean air filter for long service life and optimum engine cooling, 3/8" PS3 saw chain for excellent cutting performance, side-mounted chain tensioning, tool-free oil tank cap, and captive nut on the sprocket cover.

MSA 220 TC-O EXCLUDING BATTERY AND CHARGER^②

BAR LENGTH **30 cm**
ORDER NUMBER **MA01 200 0010**

MSA 220 TC-O EXCLUDING BATTERY AND CHARGER^②

BAR LENGTH **35 cm**
ORDER NUMBER **MA01 200 0012**



APPROPRIATE FUELS AND LUBRICANTS

CAN BE FOUND **FROM PAGE 290**

BATTERY CHAINSAWS

- For home users, landscapers and builders
- Ideal for use in noise-sensitive areas and enclosed spaces
- For cutting firewood and grounds maintenance
- For building with wood



MSA 60 C



36 V • 2.5 kg[Ⓞ]

Lightweight and comfortable Battery Chainsaw for occasional grounds maintenance and straightforward but skilled manual jobs. 1/4" PM3 saw chain for excellent cutting performance and a clean cut, ergonomic control lever with potentiometer function for infinitely variable speed regulation, STIHL chain tensioning for tool-free tensioning of the saw chain, transparent oil tank for easy visual checking of the fill level. For more information on features and technical details, see page 80.

MSA 60 C EXCLUDING BATTERY AND CHARGER[Ⓞ]

BAR LENGTH **30 cm**
ORDER NUMBER **MA04 011 5800**

MSA 60 C SET WITH AK 20 AND AL 101[Ⓞ]

BAR LENGTH **30 cm**
ORDER NUMBER **MA04 011 5810**



MSA 70 C



36 V • 2.5 kg[Ⓞ]

Lightweight and comfortable Battery Chainsaw with 25% more cutting performance than the MSA 60 C. Ideal for occasional grounds maintenance, cutting logs on the ground and straightforward but skilled manual jobs. 1/4" PM3 saw chain for excellent cutting performance and a clean cut, ergonomic control lever with potentiometer function for infinitely variable speed regulation, STIHL chain tensioning for tool-free tensioning of the saw chain, transparent oil tank for easy visual checking of the fill level.

MSA 70 C EXCLUDING BATTERY AND CHARGER[Ⓞ]

BAR LENGTH **30 cm / 12"**
ORDER NUMBER **MA04 011 5876**

MSA 70 C SET WITH AK 30 AND AL 101[Ⓞ]

BAR LENGTH **30 cm / 12"**
ORDER NUMBER **MA04 011 5886**



MSA 160 C-B



36 V • 3.5 kg[Ⓞ]

Robust cordless chainsaw for versatile woodworking tasks in noise-sensitive areas. Easy and comfortable to use. 1/4" PM3 saw chain for excellent cutting performance and precise cutting, ergonomic control handle with potentiometer function for infinitely variable speed control, STIHL quick chain tensioning, transparent oil tank with tool-free cap.

MSA 160 C-B EXCLUDING BATTERY AND CHARGER[Ⓞ]

BAR LENGTH **30 cm / 12"**
ORDER NUMBER **MA03 200 0004**





MSA 161 T



36 V • 2.1 kg^①

Lightweight, Professional Battery Arborist Saw^② for use in noise-sensitive areas. With 1/4" PM3 Saw Chain for a precise cut and high cutting performance, optimised use concept, captive nut on the Sprocket Cover.

MSA 161 T EXCLUDING BATTERY AND CHARGER^③

BAR LENGTH **30 cm / 12"**
ORDER NUMBER **1252 200 0044**



MSA 220 C-B



36 V • 3.6 kg^①

Robust, powerful Battery Chainsaw for versatile applications such as felling, pruning, cutting to length or building with wood. With new STIHL 3/8" PS3 Pro saw chain for 10% more cutting performance than 3/8" PS, optimised energy efficiency and a 10% increase in the number of cuts per battery charge. Easy, convenient operation, ergonomic control lever with potentiometer function for infinitely variable speed control, STIHL quick chain tensioning and transparent oil tank with tool-free cap. Sturdy metal bumper spikes for reliable and precise guidance of the chainsaw on wood. For more information on features and technical details, see page 80.

MSA 220 C-B EXCLUDING BATTERY AND CHARGER^③

BAR LENGTH **35 cm**
ORDER NUMBER **MA03 200 0020**

MSA 220 C-B EXCLUDING BATTERY AND CHARGER^③

BAR LENGTH **40 cm**
ORDER NUMBER **MA03 200 0021**



MSA 200 C-B



36 V • 3.3 kg^①

Battery Chainsaw with high cutting performance for use in noise-sensitive areas. 44% more cutting performance compared to the MSA 160 C-B. STIHL Quick Chain Tensioning, tool-free oil cap, with 1/4" PM3 Saw Chain for a precise cut and high cutting performance. Metal stop claws.

MSA 200 C-B EXCLUDING BATTERY AND CHARGER^③

BAR LENGTH **35 cm / 14"**
ORDER NUMBER **MA03 200 0010**



MSA 220 TC-O



36 V • 3.3 kg^①

Powerful professional cordless arborist saw for stripping pieces of trunk, crown correction or removing dead wood. Electronic operating system with an unlock button for simple saw activation makes for particularly easy operation. Operator cockpit with 180° LED display for information on the operating status of the chainsaw as well as the engaged chain brake. Fitted as standard with an oil sensor and LED display for active user notification of when the oil level is low. Easy-clean air filter for long service life and optimum engine cooling, 3/8" PS3 saw chain for excellent cutting performance, side-mounted chain tensioning, tool-free oil tank cap, and captive nut on the sprocket cover.

MSA 220 TC-O EXCLUDING BATTERY AND CHARGER^③

BAR LENGTH **30 cm**
ORDER NUMBER **MA01 200 0046**

MSA 220 TC-O EXCLUDING BATTERY AND CHARGER^③

BAR LENGTH **35 cm**
ORDER NUMBER **MA01 200 0047**



B = QUICK CHAIN TENSIONING

① WEIGHT EXCLUDING BATTERY, INCLUDING GUIDE BAR AND SAW CHAIN
② WITH GUIDE BAR AND SAW CHAIN
③ EXPLANATION OF SYMBOLS ON PAGE 340
④ SPECIALLY DESIGNED FOR WORKING AMONG TREE BRANCHES; SHOULD ONLY BE USED BY TRAINED ARBORISTS

STRONG CUTTING PERFORMANCE
thanks to the .325" RS Pro saw chain and Light O4 guide bar

3.0 kW
power tool output with the AP 500 S powerhouse

EASY TO USE thanks to intuitive operation and notification cockpit with LED display

UP TO 30 m/s
chain speed



MSA 300 C-O

OUR MOST POWERFUL PROFESSIONAL BATTERY CHAINSAW

SMART CONNECTIVITY
digital fleet management through retrofitting with the Smart Connector 2 A

The first battery chainsaw for professional applications. High performance and with three available operating modes to enable optimum work across a huge range of applications such as felling, pruning, and cutting to length. STIHL .325"RS Pro saw chain and Light O4 guide bar for especially strong cutting performance. Highly ergonomic in use even during longer periods of work, thanks to a narrow, nimble design, optimal balance and the STIHL anti-vibration system. Easy, convenient handling thanks to intuitive operation and notification cockpit with LED display and control handle with potentiometer function for infinitely variable speed control. Integrated cooling air filter, captive nut on the sprocket cover. Fitted as standard with an oil sensor and LED display for active notification when the oil level is low. Mounting point for the STIHL Smart Connector 2 A on the power tool housing.



AP 500 S

36 V • 5.4 kg ①

MSA 300 C-O EXCLUDING BATTERY AND CHARGER ②

BAR LENGTH **40 cm**
ORDER NUMBER **MA02 200 0024**

MSA 300 C-O EXCLUDING BATTERY AND CHARGER ②

BAR LENGTH **45 cm**
ORDER NUMBER **MA02 200 0027**

Note: You can only use all the functionalities of the MSA 300 C-O with the STIHL AP 500 S battery. When used with other STIHL batteries the effectiveness of all functions cannot be guaranteed, nor the maximum possible sawing performance.

ALWAYS THE IDEAL OPERATING PROGRAM

For efficient use of the MSA 300 C-O, you can choose from three operating modes depending on the application:



Eco mode:
maximum battery life for care of young stands, chain speed 20 m/s



All-round mode:
precise control for felling and cutting to length at maximum performance, chain speed 24 m/s.



Delimiting mode:
delimb with quick acceleration and max. chain speed of 30 m/s.

① WEIGHT EXCLUDING BATTERY, INCLUDING GUIDE BAR AND SAW CHAIN
② WITH GUIDE BAR AND SAW CHAIN
③ EXPLANATION OF SYMBOLS ON PAGE 340

ELECTRIC CHAINSAWS

- For private users, builders and agricultural work
- For working in domestic spaces
- Powerful electric motors with high cutting performance
- Practical features
- Switches on and off at the push of a button



MSE 141 C

230 V • 1.4 kW • 3.6 kg[Ⓞ]

Easy-to-manoeuvre, lightweight entry-level model with good cutting performance. Good ergonomics for effortless work, side-mounted chain tensioning for securing and easily tensioning the chain, QuickStop Super Chain Brake, oil tank with transparent viewing window, and overload protection.

BAR LENGTH **30 cm / 12"**
ORDER NUMBER **1208 200 0331**



B = QUICK CHAIN TENSIONING

Ⓞ WEIGHT EXCLUDING CABLE AND CHAIN OIL, INCLUDING GUIDE BAR AND SAW CHAIN



ACCESSORIES FOR CHAINSAWS

- For making work easier
- Scabbards suitable for various Bar Lengths
- Carry Bag or Chainsaw Case for easy transportation
- Tools and Sawhorses



COMBINATION SOCKET TOOL

For tensioning the Chain and changing the Chain, Bar and Spark Plug.



WIDTH BETWEEN FLATS 16-13 ①

ORDER NUMBER 0000 890 3402

WIDTH BETWEEN FLATS 19-13 ②

ORDER NUMBER 1129 890 3401

WIDTH BETWEEN FLATS 19-16 ③

ORDER NUMBER 0000 890 3400

MULTI-FUNCTION TOOL

Practical, multi-function quality tool in a sturdy plastic case. 3.5 mm flat-blade screwdriver for carburettor adjustment and cleaning grooves, Torx® TX 27 screwdriver.



WIDTH BETWEEN FLATS 16-13 ④

ORDER NUMBER 0000 882 6500

WIDTH BETWEEN FLATS 19-16 ⑤

ORDER NUMBER 0000 882 6501

CHAINSAW BAG

For tidy storage and transport of chainsaws with bar lengths up to 45 cm.



ORDER NUMBER 0000 881 0508

CHAINSAW CASE

For tidy storage and transport of Chainsaws with bar lengths up to 50 cm.



ORDER NUMBER 0000 900 4008

CHAINSAW SAFETY MITT

ORDER NUMBER 7012 100 0196



① FROM MS 291 UP

② FOR MS 291, MS 311, AND MS 391

③ FOR MS 170, MS 180, MS 181, MS 193, MS 211, MS 231, AND MS 251

SCABBARDS FOR ARBORIST SAWS

Snaps firmly into place on the Sprocket Cover. Covers the stop claws. For MS 193 T, MS 200 T and MS 201 T.



UP TO 35CM BAR LENGTH

ORDER NUMBER **0000 792 9160**

\$35

CHAIN GUARD EXTENSION

30 cm long, for Bars larger than 90 cm.



ORDER NUMBER **0000 792 9140**

\$6

SCABBARDS



Bar Attachment:
3005[Ⓞ] Mini

Bar Attachment:
3005[Ⓞ]

Bar Attachment:
3003[Ⓞ]

Bar Attachment:
3002[Ⓞ]

Bar Attachment:
3006[Ⓞ]

SCABBARD LENGTH

UP TO 25 CM	0000 792 9170			
UP TO 35 CM	0000 792 9171	0000 792 9172		
UP TO 37 CM			0000 792 9174	
UP TO 45 CM		0000 792 9173	0000 792 9175	0000 792 9175
UP TO 55 CM			0000 792 9176 [Ⓞ]	
UP TO 63 CM			0000 792 9177	0000 792 9177
UP TO 75 CM			0000 792 9178	0000 792 9178
UP TO 90 CM			0000 792 9179	0000 792 9179

[Ⓞ] PART ORDER NUMBERS FOR GUIDE BARS. FOR MORE DETAILS SEE FROM PAGE 82
[Ⓞ] ALSO FOR 3005 000 4721/50 CM



POLE PRUNERS AND ACCESSORIES

- Available as a Petrol-driven or Battery Power Tool
- For thinning out shrubs
- For cutting tall fruit trees
- Range of up to five metres
- Harnesses for effortless working




HTA 50



36 V - 3.9 kg^②

AK 20

Lightweight Battery Pole Pruner with high cutting performance for tree maintenance work of all types. 1/4" PM3 saw chain and side-mounted chain tensioning. With branch hook for easy removal of cuttings from the tree, semi-transparent oil tank, ergonomic control unit and detachable shaft for easy transport and space-saving storage. Total length 280 cm.



HTA 50 EXCLUDING BATTERY & CHARGER

ORDER NUMBER **LA02 011 6400**

HTA 50 SET WITH AK 20 AND AL 101

ORDER NUMBER **LA02 200 0019**



HTA SHAFT EXTENSION

For simple extension of reach by 50 cm. Made of aluminium. Weight: 465 g.

For HTA 50

ORDER NUMBER **LA02 820 5000**



SUITABLE BATTERIES AND OTHER ACCESSORIES

CAN BE FOUND **FROM PAGE 10**

HTA 66



AP 200

36 V • 3.3 kg^①

Very lightweight and quiet yet powerful Battery Pole Pruner for grounds, garden and orchard maintenance. With 1/4" PM3 saw chain, lightweight drive head with branch hook and rigid shaft. Total length 240 cm.



**ACCESSORIES:
PROTECTIVE
FOOT**



SEE PAGE 82

HTA 66 EXCLUDING BATTERY & CHARGER^②

ORDER NUMBER LA03 200 0008

HTA 66 SET WITH AP 200 AND AL 101^③

ORDER NUMBER LA03 200 0012


HTA 135



AP 300 S

36 V • 6.8 kg^①

The most powerful STIHL cordless pole pruner Quiet and low-vibration. For professional use in tree maintenance, orchards and local authorities. For pruning trees, removing dead wood and breakage from storms, and for cutting back fruit trees. 1/4" Picco saw chain, lightweight magnesium transmission with cast-on, sturdy branch hook for easy removal of loose cuttings from the tree. Particularly rigid-in-guidance professional telescopic shaft with rapid adjustment for precise biting characteristics and a precise cut. Mounting point for the STIHL Smart Connector 2 A on the power tool housing. Total length 285-405 cm.



**ACCESSORIES:
PROTECTIVE
FOOT**



SEE PAGE 82

HTA 135 EXCLUDING BATTERY AND CHARGER^②

ORDER NUMBER LA01 200 0002

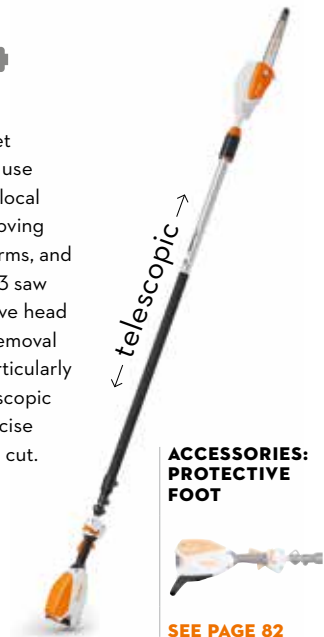
HTA 86



AP 200

36 V • 4.6 kg^①

Powerful Battery Pole Pruner. Quiet and low-vibration. For professional use in tree maintenance, orchards and local authorities. For pruning trees, removing dead wood and breakage from storms, and for cutting back fruit trees. 1/4" PM3 saw chain, lightweight and compact drive head with sturdy branch hook for easy removal of loose cuttings from the tree. Particularly rigid-in-guidance professional telescopic shaft with rapid adjustment for precise biting characteristics and a precise cut. Total length 270-390 cm.



**ACCESSORIES:
PROTECTIVE
FOOT**



SEE PAGE 82

HTA 86 EXCLUDING BATTERY AND CHARGER^②

ORDER NUMBER LA03 200 0002

HT 135

36.3 cm³ • 1.4 kW / 1.9 hp • 7.9 kg^②

The most powerful STIHL petrol-driven pole pruner with STIHL 4-MIX[®] engine for professional work in tree maintenance, orchards and local authorities. For delimiting trees, removing dead wood or breakage from storms, and for cutting back fruit trees. 1/4" PM3 saw chain, lightweight and compact transmission with cast-on robust branch hook. Particularly rigid and guidable professional telescopic shaft with rapid adjustment for precise biting characteristics and a precise cut. Total length 270 - 390 cm.



ORDER NUMBER 4182 200 0205

① WEIGHT EXCLUDING BATTERY, INCLUDING GUIDE BAR AND SAW CHAIN

② WEIGHT EXCLUDING FUEL, GUIDE BAR AND SAW CHAIN

③ WITH GUIDE BAR AND SAW CHAIN

④ EXPLANATION OF SYMBOLS ON PAGE 340



PROTECTIVE FEET

Foot to protect the Battery from contact with the ground. Additional handle for short-term shaft extension.



For HTA 66, HTA 86, HLA 66, HLA 85 and HLA 86

ORDER NUMBER 4857 007 1001

Foot to protect the Battery from contact with the ground. Additional handle for short-term shaft extension. Included in delivery with the HTA 135.



For HTA 135 and HLA 135

ORDER NUMBER LA01 007 1002

PROTECTIVE FOOT FOR THE HLA AND HTA



For protecting the power tool and battery from direct contact with the ground.

For HLA 56 and HTA 50

ORDER NUMBER HA01 007 1000

HTA SHAFT EXTENSION



For simple extension of reach by 50 cm. Made of aluminium. Weight: 465 g.

For HTA 50

ORDER NUMBER LA02 820 5000

ANGLED GEARHEAD



For HTA 135 & HT 135

ORDER NUMBER

4182 640 0200



For HT 75

ORDER NUMBER

4138 640 0201

BRACKET FOR TELESCOPIC SHAFT

For outstanding ergonomic design in combination with a Basic Shoulder Strap or the RTS Harness. The tool is easy to attach and quick to release. Included in the scope of delivery with the HT 133. Suitable for the HTA 85 and HLA 85.




ORDER NUMBER 0000 790 8600

RTS HARNESS

For prolonged use. Can be adjusted to the user's size, makes particularly effortless and ergonomic work possible. Can be used with the HT 133, HTA 65, HTA 85, CombiEngines with HT-KM or HL-KM 145° (not KMA 130 R), HLA 65 and HLA 85.



ORDER NUMBER 0000 790 4400



PETROL-DRIVEN CHAINSAWS FOR HOME USERS

	Order Number		Bar Length [Ⓞ] (cm)	Displacement (cm ³)	Power Output (kW/hp)	Weight (kg) [Ⓞ]	Power-to-weight Ratio (kg/kW)	Sound Pressure Level [Ⓞ] (dB(A))	Sound Power Level [Ⓞ] (dB(A))	Vibration Level, left/right [Ⓞ] (m/s ²)	STIHL Engine (2-MIX/4-MIX [®])	Saw Chain Pitch	STIHL Oilomatic Saw Chain Type [Ⓞ]	Lightweight Guide Bar	Controlled-delivery Oil Pump	Side-mounted Chain Tensioning	STIHL Quick Chain Tensioning (B)	Manual Fuel Pump	Decompression Valve	STIHL ElastoStart	STIHL ErgoStart (E)	Long-life Air Filter System	HD2 Filter	Tool-free Fuel Cap
MS 162 COMING SOON	1148200 0260	30	30.1	1.2/1.6	4.5	3.8	100	100	111	3.2/3.0	2-MIX	3/8" P	PM3 [Ⓞ]	-	-	●	-	-	-	-	-	-	-	-
MS 170	1130200 0585	35	30.1	1.2/1.6	4.1	3.4	100	100	111	6.9/6.4	-	3/8" P	PM3 [Ⓞ]	○	-	○	○	-	-	○	-	-	-	-
MS 172 COMING SOON	1148200 0264	35	31.8	1.4/1.9	4.5	3.2	101	101	112	3.2/3.2	2-MIX	3/8" P	PM3 [Ⓞ]	○	-	●	-	-	-	○	-	-	-	-
MS 172 C-BE COMING SOON	1148200 0261	35	31.8	1.4/1.9	4.5	3.2	101	101	112	3.2/3.2	2-MIX	3/8" P	PM3 [Ⓞ]	○	-	-	●	-	-	-	●	-	-	-
MS 180	1130200 0587 1130200 0533	35 40	31.8	1.4/1.9	4.1	3.0	100	100	112	6.6/7.8	-	3/8" P	PM3 [Ⓞ]	○	-	●	-	-	-	○	-	-	-	-
MS 181	1139200 0431	35	31.8	1.5/2.0	4.3	2.9	100	100	112	3.5/3.0	2-MIX	3/8" P	PM3 [Ⓞ]	○	-	●	○	-	-	○	-	-	-	●
MS 181 C-BE	1139200 0432	35	31.8	1.5/2.0	4.6	3.2	100	100	112	3.5/3.0	2-MIX	3/8" P	PM3 [Ⓞ]	○	-	-	●	-	-	-	●	-	-	●
MS 182 COMING SOON	1148200 0265	40	35.8	1.6/2.2	4.6	2.8	103	103	112	3.1/3.8	2-MIX	3/8" P	PM3 [Ⓞ]	○	-	●	-	-	-	○	-	-	-	-
MS 182 C-BE COMING SOON	1148200 0262	40	35.8	1.6/2.2	4.9	2.8	103	103	112	3.1/3.8	2-MIX	3/8" P	PM3 [Ⓞ]	○	-	-	●	-	-	-	●	-	-	-
MS 211	1139200 0264	40	35.2	1.7/2.3	4.3	2.5	100	100	113	3.5/3.5	2-MIX	3/8" P	PM3	○	-	●	○	-	-	○	-	-	-	●
MS 211 C-BE	1139200 0399	40	35.2	1.7/2.3	4.6	2.7	100	100	113	3.5/3.5	2-MIX	3/8" P	PM3	○	-	-	●	-	-	-	●	-	-	●
MS 212 COMING SOON	1148200 0266	40	38.6	1.8/2.4	4.6	2.6	103	103	113	3.1/3.7	2-MIX	3/8" P	PM3	○	-	●	○	-	-	○	-	-	-	●
MS 212 C-BE COMING SOON	1148200 0263	40	38.6	1.8/2.4	4.9	2.7	103	103	113	3.1/3.7	2-MIX	3/8" P	PM3	○	-	-	●	-	-	-	●	-	-	●
MS 231	1143200 0727	40	42.6	2.0/2.7	4.8	2.4	103	103	114	3.9/3.9	2-MIX	.325"	RM3	○	-	●	○	-	-	○	-	-	-	○
MS 231 C-BE	1143200 0728	40	42.6	2.0/2.7	5.1	2.6	103	103	114	3.9/3.9	2-MIX	.325"	RM3	○	-	-	●	-	-	-	○	-	-	○
MS 251	1143200 0733	40	45.6	2.2/3.0	4.8	2.2	103	103	114	3.9/3.9	2-MIX	.325"	RM3	○	-	●	○	-	-	-	○	-	-	○
MS 251 C-BE	1143200 0734	40	45.6	2.2/3.0	5.2	2.4	103	103	114	3.9/3.9	2-MIX	.325"	RM3	○	-	-	●	-	-	-	○	-	-	○

● AS STANDARD
○ CAN BE RETROFITTED
B = QUICK CHAIN TENSIONING
E = ERGOSTART

Ⓞ THE ACTUAL BAR LENGTH IS SHORTER THAN THE BAR LENGTH STATED. OTHER AVAILABLE CUTTING ATTACHMENTS ARE DETAILED FROM PAGE 78
Ⓞ WEIGHT EXCLUDING FUEL, GUIDE BAR AND SAW CHAIN
Ⓞ K FACTOR ACCORDING TO DIR. 2006/42/EC = 20 (BBA)

Ⓞ K FACTOR ACCORDING TO DIR. 2006/42/EC = 2 m/s²
Ⓞ A DETAILED EXPLANATION OF THE STIHL SAW CHAIN TYPES CAN BE FOUND FROM PAGE 78
Ⓞ NARROW CUTTING ATTACHMENT

Order Number

PETROL-DRIVEN CHAINSAWS FOR AGRICULTURE AND HORTICULTURE

	Order Number	Bar length ^⓪ (cm)	Displacement (cm ³)	Power Output (kW/hp)	Weight (kg) ^⓪	Power-to-weight Ratio (kg/kW)	Sound Pressure Level ^⓪ (dB(A))	Sound Power Level ^⓪ (dB(A))	Vibration Level, left/right ^⓪ (m/s ²)	STIHL Engine (2-MIX/4-MIX [®])	Saw Chain Pitch	STIHL Oilomatic Saw Chain type ^⓪	Lightweight Guide Bar	Controlled-delivery Oil Pump	Side-mounted Chain Tensioning	STIHL Quick Chain Tensioning (B)	Manual Fuel Pump	Decompression Valve	STIHL ElastoStart	STIHL ErgoStart (E)	Long-life Air Filter System	HD2 Filter	Tool-free Fuel Cap	Electrically Heated Handles (W)	Electric Carburettor Heating (V)	STIHL M-Tronic (M)	STIHL Injection (i)	
MS 271	11 41 200 0764	45	50.2	2.6/3.5	5.6	2.2	103	115	4.5/4.5	2-MIX	.325"	RM3	-	-	•	-	-	-	○	-	•	○	•	-	-	-	-	
	11 41 200 0752	45	55.5	2.8/3.8	5.6	2.0	103	116	4.5/4.5	2-MIX	3/8"	RM3	-	-	•	-	-	-	○	-	•	○	•	-	-	-	-	
MS 291 C-BE	11 41 200 0753	45	55.5	2.8/3.8	6.2	2.2	103	116	4.5/4.5	2-MIX	3/8"	RM3	-	-	•	-	-	-	○	-	•	○	•	-	-	-	-	
	11 40 200 0711	50	59.0	3.1/4.2	6.2	2.0	105	117	4.0/4.0	2-MIX	3/8"	RM	-	•	•	-	-	-	○	-	•	○	•	-	-	-	-	
MS 391	11 40 200 0689	50	64.1	3.3/4.5	6.2	1.9	105	117	4.0/4.0	2-MIX	3/8"	RM	-	•	•	-	-	-	○	-	•	○	•	-	-	-	-	
PETROL-DRIVEN CHAINSAWS FOR FORESTRY WORK																												
MS 261 C	11 41 200 0749	40 Full Chisel	50.2	3.0/4.1	4.9	1.6	104	116	3.5/3.5	2-MIX	.325"	RS	-	•	•	-	-	-	•	-	•	•	•	-	-	-	-	-
	11 41 200 0750	40 Semi Chisel	50.2	3.0/4.1	4.9	1.6	104	116	3.5/3.5	2-MIX	.325"	RS	-	•	•	-	-	-	•	-	•	•	•	-	-	-	-	-
MS 362 C-M	11 40 200 0691	50	59.0	3.5/4.8	5.6	1.6	106	117	3.5/3.5	2-MIX	3/8"	RS	-	•	•	-	-	-	•	-	•	•	•	-	-	-	-	-
	11 40 200 0692	50	59.0	3.5/4.8	5.6	1.6	106	117	3.5/3.5	2-MIX	3/8"	RS	-	•	•	-	-	-	•	-	•	•	•	-	-	-	-	-
MS 400 C-M	11 40 200 0738	45	66.8	4.0/5.4	5.8	1.5	107	118	3.5/3.5	2-MIX	3/8"	RS	-	•	•	-	-	-	•	-	•	•	•	-	-	-	-	-
	11 40 200 0475	50	66.8	4.0/5.4	5.8	1.5	107	118	3.5/3.5	2-MIX	3/8"	RS	-	•	•	-	-	-	•	-	•	•	•	-	-	-	-	-
MS 462 C-M	11 42 200 0126	45	72.2	4.4/6.0	6.0	1.4	108	119	4.8/3.6	2-MIX	3/8"	RS	-	•	•	-	-	-	•	-	•	•	•	-	-	-	-	-
	11 42 200 0253	50	72.2	4.4/6.0	6.0	1.4	108	119	4.8/3.6	2-MIX	3/8"	RS	-	•	•	-	-	-	•	-	•	•	•	-	-	-	-	-
	11 42 200 0114	50 LW	72.2	4.4/6.0	6.0	1.4	108	119	4.8/3.6	2-MIX	3/8"	RS	-	•	•	-	-	-	•	-	•	•	•	-	-	-	-	-
	11 42 200 0010	55	72.2	4.4/6.0	6.0	1.4	108	119	4.8/3.6	2-MIX	3/8"	RS	-	•	•	-	-	-	•	-	•	•	•	-	-	-	-	-
MS 500i	11 47 200 0021	50 LW	79.2	5.0/6.8	6.2	1.26	106	119	4.2/4.0	2-MIX	3/8"	RS	•	•	•	-	-	-	•	-	•	•	•	-	-	-	-	-
	11 47 200 0027	55	79.2	5.0/6.8	6.2	1.26	106	119	4.2/4.0	2-MIX	3/8"	RS	•	•	•	-	-	-	•	-	•	•	•	-	-	-	-	-
	11 47 200 0023	63 LW	71	5.0/6.8	6.2	1.26	106	119	4.2/4.0	2-MIX	3/8"	RS	•	•	•	-	-	-	•	-	•	•	•	-	-	-	-	-
	11 47 200 0028	71	79.2	5.0/6.8	6.2	1.26	106	119	4.2/4.0	2-MIX	3/8"	RS	•	•	•	-	-	-	•	-	•	•	•	-	-	-	-	-
MS 661 C-M	11 44 200 0333	55	91.1	5.4/7.3	7.4	1.4	105	118	6.9/5.6	2-MIX	3/8"	RS	-	•	•	-	-	-	•	-	•	•	•	-	-	-	-	-
	11 44 200 0334	63 LW	91.1	5.4/7.3	7.4	1.4	105	118	6.9/5.6	2-MIX	3/8"	RS	-	•	•	-	-	-	•	-	•	•	•	-	-	-	-	-
	11 44 200 0417	71	91.1	5.4/7.3	7.4	1.4	105	118	6.9/5.6	2-MIX	3/8"	RS	-	•	•	-	-	-	•	-	•	•	•	-	-	-	-	-
	11 44 200 0418	71 LW	91.1	5.4/7.3	7.4	1.4	105	118	6.9/5.6	2-MIX	3/8"	RS	-	•	•	-	-	-	•	-	•	•	•	-	-	-	-	-
	11 44 200 0399	75	91.1	5.4/7.3	7.4	1.4	105	118	6.9/5.6	2-MIX	3/8"	RS	-	•	•	-	-	-	•	-	•	•	•	-	-	-	-	-
MS 881 Z	11 24 200 0234	75	121.6	6.4/8.7	9.8	1.5	106	118	8.9/8.9	2-MIX	.404"	RS	-	•	•	-	-	-	•	-	•	•	•	-	-	-	-	-
	11 24 200 0232	90	121.6	6.4/8.7	9.8	1.5	106	118	8.9/8.9	2-MIX	.404"	RS	-	•	•	-	-	-	•	-	•	•	•	-	-	-	-	-
	11 24 200 0233	105	121.6	6.4/8.7	9.8	1.5	106	118	8.9/8.9	2-MIX	.404"	RS	-	•	•	-	-	-	•	-	•	•	•	-	-	-	-	-

● AS STANDARD
○ CAN BE RETROFITTED

B = QUICK CHAIN TENSIONING

M = M-TRONIC

E = ERGOSTART

⓪ THE ACTUAL BAR LENGTH IS SHORTER THAN THE BAR LENGTH STATED. OTHER AVAILABLE CUTTING ATTACHMENTS ARE DETAILED FROM PAGE 78
⓪ WEIGHT EXCLUDING FUEL, GUIDE BAR AND SAW CHAIN
⓪ K FACTOR ACCORDING TO DIR. 2006/42/EC + 20 DB(A)

⓪ K FACTOR ACCORDING TO DIR. 2006/42/EC + 2 m/s²
⓪ A DETAILED EXPLANATION OF THE STIHL SAW CHAIN TYPES CAN BE FOUND FROM PAGE 78





Order Number

ELECTRIC CHAINSAWS

MSE 141

1208 200 0331

30

-

-

230

1.4

3.6[Ⓞ]

90

101

3.3/4.2

-

0.3

3/8" P

PM3[Ⓞ]

-

-

○

●

-

-

-

-

●

-

PETROL POLE PRUNER

HT 135

4182 200 0205

30

36.3

1.4/1.9

-

-

7.9[Ⓞ]

92

109

4.3/4.8

4-MIX®

-

1/4" P

PM3

270 - 390

-

●

-

●

-

-

-

-

●

BATTERY POLE PRUNERS

HTA 50

LA02 011 6400

25

-

-

36

-

3.9[Ⓞ]

78

94

0.5/1.0

AK System

-

1/4" P

PM3

280

-

●

-

-

-

●

-

-

-

HTA 50 SET WITH AK 20 AND AL 101

LA02 200 0019

25

-

-

36

-

3.9[Ⓞ]

78

94

0.5/1.0

AK System

-

1/4" P

PM3

280

-

●

-

-

-

●

-

-

-

HTA 66

LA03 200 0008

30

-

-

36

-

3.3[Ⓞ]

78

93

1.0/1.0

AP System

-

1/4" P

PM3

240

-

●

-

-

-

●

-

-

-

HTA 66 SET WITH AP 200 AND AL 101

LA03 200 0012

30

-

-

36

-

3.3[Ⓞ]

78

93

1.0/1.0

AP System

-

1/4" P

PM3

240

-

●

-

-

-

●

-

-

-

HTA 86

LA03 200 0002

30

-

-

36

-

4.6[Ⓞ]

77

93

1.0/1.0

AP System

-

1/4" P

PM3

270 - 390

-

●

-

-

-

●

-

-

-

HTA 135

LA01 200 0002

30

-

-

36

-

6.8[Ⓞ]

85

95

4.3/5.1

AP System

-

1/4" P

PM3

285 - 405

-

●

-

-

-

●

-

-

-

- AS STANDARD
- CAN BE RETROFITTED

- B - QUICK CHAIN TENSIONING
- E - ERGOSTART

- Ⓞ THE ACTUAL BAR LENGTH IS SHORTER THAN THE BAR LENGTH STATED. OTHER AVAILABLE CUTTING ATTACHMENTS ARE DETAILED FROM PAGE 78
- Ⓜ K FACTOR ACCORDING TO DIR. 2006/42/EC = 20 dB(A)
- Ⓜ K FACTOR ACCORDING TO DIR. 2006/42/EC = 2 m/s²
- Ⓜ A DETAILED EXPLANATION OF THE STIHL SAW CHAIN TYPES CAN BE FOUND FROM PAGE 78

- Ⓜ WEIGHT EXCLUDING CABLE AND CHAIN OIL, INCLUDING GUIDE BAR AND SAW CHAIN
- Ⓜ WEIGHT EXCLUDING FUEL, GUIDE BAR AND SAW CHAIN
- Ⓜ WEIGHT EXCLUDING BATTERY, INCLUDING GUIDE BAR AND SAW CHAIN

- Ⓜ NARROW CUTTING ATTACHMENT
- Ⓜ PRICE EXCLUDING BATTERY AND CHARGER

● ONLY WHILE STOCKS LAST

Ⓜ A DETAILED EXPLANATION OF THE STIHL SAW CHAIN TYPES CAN BE FOUND FROM PAGE 78



MAXIMUM PRECISION FROM EVERY TOOTH.

SAW CHAINS

➔ FROM PAGE 92

GUIDE BARS

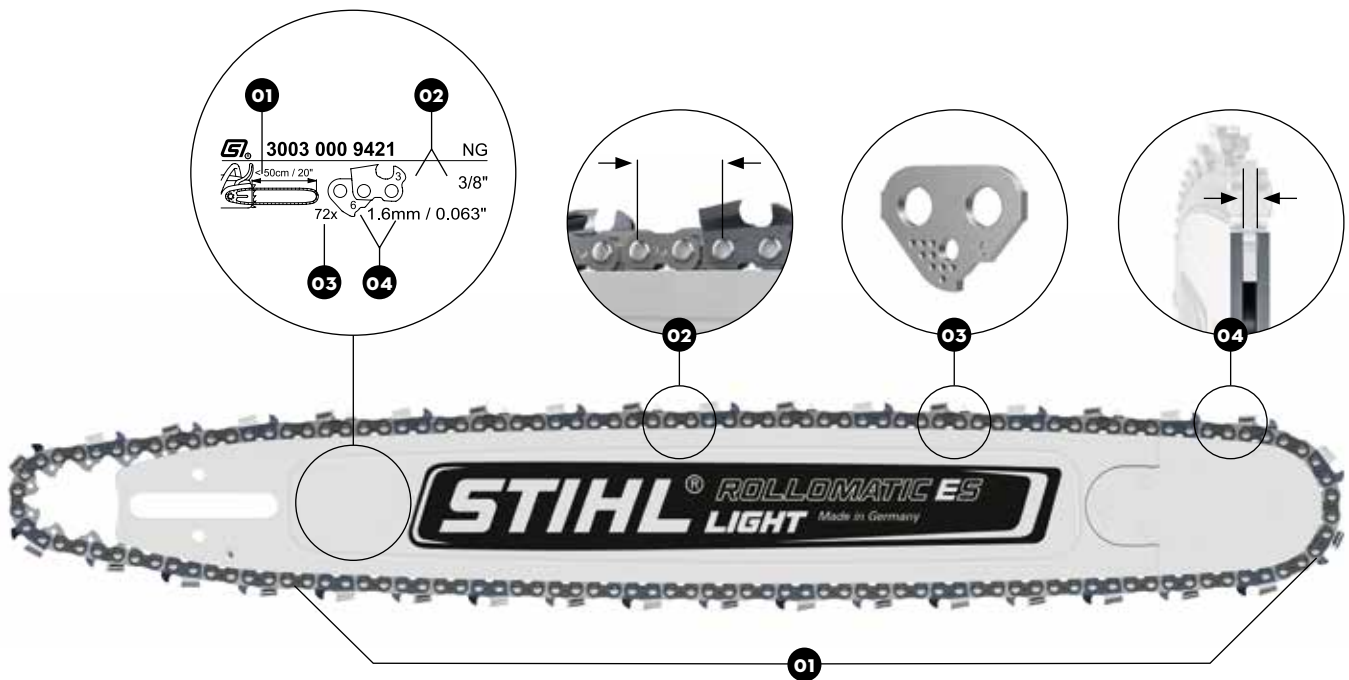
➔ FROM PAGE 98

TOOLS FOR MAINTAINING CUTTING ATTACHMENTS

➔ FROM PAGE 108







CUTTING ATTACHMENTS IN DETAIL



FINDING THE RIGHT SAW CHAIN FOR YOU

To find the right saw chain for your intended purpose, and to ensure that the chainsaw, bar and chain fit together, you need some information. The service field on the bar will provide you with the following four values:

- 01**  **BAR LENGTH**
Choose the right bar length depending on your intended use.
- 02**  **CHAIN PITCH**
The chain pitch specifies the determined distance between the rivets. The pitches of the chain, bar and chainsaw must be coordinated with one another.
- 03**  **NUMBER OF DRIVE LINKS**
The number of drive links determines the length of the chain. Only the drive links are counted here, the blade teeth are not included.

- 04**  **GROOVE WIDTH / DRIVE LINK THICKNESS**
The chain is guided around the bar by means of the drive links. The groove width of the guide bar must match the drive link thickness.

Select the right chain type for your intended use. The chain type is determined by the shape of the blade tooth. The following chain types are available:




Detailed information is available from page 86.

You can use the available information to determine the 11-digit order number for your preferred saw chain:

- A** 4-DIGIT PART ORDER NUMBER
Depending on the chain type, chain pitch and groove width / drive link thickness. These can be found from page 94.
- B** + 000
- C** + 00 + REQUIRED NUMBER OF DRIVE LINKS
The number of drive links required depends on the bar length and can be found on the bar or on page 94. The number of drive links determines the length of the chain. If the number of drive links goes into triple digits, the second zero should not be used. This results in an 11-digit order number.

3670 000 0056

A	B	C
---	---	---



HEXA SAW CHAIN + HEXA FILE

THE STIHL EXCLUSIVE PROFESSIONAL CUTTING SYSTEM

With the patented Hexa cutting system consisting of the Hexa saw chain and Hexa file, STIHL is setting new standards in terms of performance, sharpening, and service life. Are efficiency and time savings particularly important to you in your day-to-day work? Then Hexa is the right solution for you! Hexa saw chains not only feature impressive cutting performance but also straightforward handling. The shapes of the cutting teeth and file are ideally coordinated to each other, and enable particularly straightforward and rapid sharpening with an almost perfect result. Compared with other saw chains such as the $\frac{3}{8}$ " RS, the Hexa also needs re-sharpening much less frequently, resulting in a longer service life. Try the new STIHL Hexa cutting system today and see for yourself!



Video instructions on how to sharpen the Hexa saw chain are available at: stihl.com/hexa

✓ +10% CUTTING PERFORMANCE

In conjunction with the narrow kerf, the special Hexa finish of the $\frac{3}{8}$ " Rapid Hexa saw chain gives a 10% improvement in cutting performance compared with the $\frac{3}{8}$ " Rapid Super saw chain - for maximum output during felling work.

✓ SHARP FOR LONGER

As the shapes of the file and cutting tooth are perfectly coordinated with one another, the Hexa saw chain can be perfectly sharpened, saws more quickly, and stays sharp for significantly longer.

✓ QUICKER AND EASIER SHARPENING

The optimum fit of the Hexa cutting tooth and Hexa file also makes sharpening much quicker and easier than with a round file. The ideal sharpening angles are achieved every time the tool is sharpened.

✓ LONGER SERVICE LIFE

As the $\frac{3}{8}$ " RH saw chain needs sharpening less often, its service life is also correspondingly longer.



SAW CHAINS

- Swiss precision from our STIHL factory in Wil, Switzerland
- Outstanding cutting performance and operational reliability
- Chromed teeth made from special steel and hardened rivets
- Perfectly matched to the Guide Bar and Chainsaw



MICRO

Micro saw chains are particularly reliable and comfortable to use. The half-chiselled tooth chain offers a high-quality cut with minimum vibration, and can be easily sharpened. This means it is also a good choice for occasional users and agricultural applications.

MICRO SAW CHAIN



Minimum-vibration Saw Chain, high cut quality, sturdy, and low chatter.

	1/4" P	1/4"	3/8" P	.325"	3/8"	.404"
1.3 MM	-	3660	3613	3684	3650	-
1.5 MM [Ⓞ]	-	-	-	3685	3651	-
1.6 MM	-	-	-	3686	3652	3668

MICRO 3 SAW CHAIN



Saw Chain offering low kickback and minimum vibration, with humped drive links. High cut quality, soft cutting characteristics, sturdy, and low chatter.

	1/4" P	1/4"	3/8" P	.325"	3/8"	.404"
1.1 MM	3670	-	3610 [Ⓞ]	-	-	-
1.3 MM	-	-	3636	3687	-	-
1.5 MM [Ⓞ]	-	-	-	3688	-	-
1.6 MM	-	-	-	3689	-	-



HOW TO FIND THE RIGHT PART ORDER NUMBER FOR YOUR SAW CHAIN

CHAIN PITCH	
Groove width	4-digit part order number for the saw chain

[Ⓞ] CHAINS FOR SAWS FROM OTHER MANUFACTURERS
[Ⓢ] NARROW CUTTING ATTACHMENT



SUPER

Super saw chains feature the highest cutting performance of all STIHL saw chains. This is achieved through the full-chisel tooth and low cutting resistance, making Super saw chains ideal for professional forestry and harvesting wood.

SUPER SAW CHAIN



Minimum-vibration and high-performance Saw Chain for professional users. Extremely high piercing and cutting performance with a high cut quality and low chatter.

	1/4" P	1/4"	3/8" P	.325"	3/8"	.404"
1.3 MM	-	-	3617	3690	3623	-
1.5 MM ①	-	-	-	3638	3622	-
1.6 MM	-	-	-	3639	3621	3946

SUPER 3 SAW CHAIN



High-performance Saw Chain offering low kickback and minimum vibration, with humped drive links. High piercing and cutting performance with a high-quality cut and low chatter.

	1/4" P	1/4"	3/8" P	.325"	3/8"	.404"
1.3 MM	-	-	3616	-	-	-
1.6 MM	-	-	-	-	-	-



DURO

Duro saw chains are extremely robust and low-wear. Their carbide plating means that the chains stay sharp for up to ten times longer than traditional chains, and means that a Duro chain is great for cutting dirty wood.

DURO 3 SAW CHAIN



An extremely robust and low-kickback Carbide Saw Chain with pumped drive links for demanding use. It stays sharp for up to ten times longer than conventional Saw Chains without resharpening. Extremely robust, highly durable, minimum vibration.

	1/4" P	1/4"	3/8" P	.325"	3/8"	.404"
1.3 MM	-	-	3612	NEW ② 3696	3681	-
1.5 MM ①	-	-	-	3666	3682	-
1.6 MM	-	-	-	3667	3683	-



NEW



HEXA

Hexa saw chains feature a specific shape of cutting tooth. In combination with their patented finish, the highest cutting performance in the STIHL range is achieved. The Hexa chain can be easily sharpened by hand using a hexagon file, making it the ideal saw chain for professional forestry and harvesting wood.

HEXA SAW CHAIN



Particularly durable and versatile 3/8" saw chain with an exclusive STIHL Hexa tooth shape for 10% performance compared with the 3/8" RS. The specially adapted Hexa file makes it extremely easy to sharpen and means it stays sharp significantly longer than other saw chains.

	1/4" P	1/4"	3/8" P	.325"	3/8"	.404"
1.3 mm	-	-	-	-	3133	-
1.5 mm [Ⓢ]	-	-	-	-	-	-
1.6 mm	-	-	-	-	3132	-



THE HEXA FILE

AVAILABLE **ON PAGE 109**

Bar length [Ⓢ] (cm)
 Bar length [Ⓢ] (inches)
 Chain pitch (inches)
 Drive link thickness / groove width (mm)
 Number of drive links
Hexa
 part order number

100ft
Order Number

HEXA SAW CHAIN LOOPS

MS 311 TO MS 661	40	16	3/8	1.6	60	3132 000 0060
	45	18	3/8	1.6	66	3132 000 0066
	50	20	3/8	1.6	72	3132 000 0072
	55	22	3/8	1.6	76	3132 000 0076
	63	25	3/8	1.6	84	3132 000 0084

HEXA SAW CHAIN REEL

MS 311 TO MS 661 **3132 000 1640**

HEXA UPGRADE KITS

FOR EASILY RETROFITTING YOUR STIHL CHAINSAW TO THE NEW HEXA CUTTING SYSTEM

Each kit contains:

- 2 x Hexa saw chain
- 1 x Hexa file (5.2 x 200 mm)
- 1 x wooden handle for the Hexa file



Order number

Use for

Bar length (cm)

Saw chain pitch

Drive link thickness (mm)

2 x saw chain

HEXA UPGRADE KITS

UPGRADE KIT	Order number	Use for	Bar length (cm)	Saw chain pitch	Drive link thickness (mm)	2 x saw chain
UPGRADE KIT 2	3132 007 4700	MS 362, MS 400, MS 462, MS 500i	40	3/8"	1.6	3132 000 0060
UPGRADE KIT 3	3132 007 4701	MS 362, MS 400, MS 462, MS 500i	45	3/8"	1.6	3132 000 0066
UPGRADE KIT 4	3132 007 4702	MS 362, MS 400, MS 462, MS 500i, MS 661	50	3/8"	1.6	3132 000 0072
UPGRADE KIT 5	3132 007 4703	MS 362, MS 400, MS 462, MS 500i, MS 661	63	3/8"	1.6	3132 000 0084



SPECIAL SAW CHAIN APPLICATIONS

You'll always find the right saw chain for your application at STIHL. We offer saw chains that are tailored to specific applications for special areas of use. The guide bars to match are also available from STIHL.

CARVING



Special Saw Chain for wood carvers. Minimum vibration, very good cutting performance, shortened cutter top plate means it is not necessary to apply pressure when piercing, capable of a noticeably better piercing speed compared to conventional 1/4" Saw Chains.



Pitch (inches)

Carving E₁
30 cm

		SAW CHAIN	GUIDE BAR
MSA 120/ 140/160/200	1/4" P	3670 000 0064	3005 000 3105
MS 170/171/180/ 181/193/211/ 231/241/251	1/4"	3661 000 0064	3005 000 3205

EMERGENCY SERVICES (RDR)



Special Saw Chain for the toughest jobs, suitable for use by fire services, emergency services and technical assistance teams (e.g. for wood with nails, composite material and bulletproof glass). Blade teeth with all-over plating made from impact-resistant carbide plates.



Pitch (inches)

Rollomatic
ES, 50 cm

		SAW CHAIN	GUIDE BAR
MS 462 R	3/8"	3944 000 0072	3003 002 9421

CUTTING TO LENGTH - WOOD HARVESTER/FIREWOOD PROCESSOR (RMHS, RMH)



Saw Chain for use on special machines in mechanical wood harvesting and firewood preparation, robust and durable. Reduced tensions result in low levels of crack formation with low wear and a particularly long service life. Must not be used on hand-guided Chainsaws.

Please contact your authorised dealer for further information.



LONGITUDINAL CUT (RMX, PMX)



Special longitudinal cut Saw Chain for use on longitudinal cut tools as well as mobile small sawmills. Half-chisel tooth Chain with high cut quality, with a low level of vibration and soft cutting characteristics.

Please contact your authorised dealer for further information.



ALWAYS READY FOR USE WITH THE STIHL CUT KITS

STIHL saw chains and guide bars are synonymous with maximum precision and precise cuts in a huge range of applications. To keep the cutting performance of your Chainsaw consistently high, you should proactively and regularly maintain the cutting attachment - after all, even the best saw chain will become blunt over time. You can either have your saw chain sharpened by your STIHL dealer or you can tackle this task yourself. If its not possible for you to do this while working, or if you need to replace the cutting attachment, then we also have the right solution for you! The new STIHL Cut Kits are machine-specific sets, each consisting of two saw chains and one guide bar in a special value pack. This means that you have cutting attachments to hand that are ideally coordinated to your Chainsaw wherever you are, and at any time. Be fully ready to work at all times - with the new STIHL Cut Kits!



	Order Number	Bar Length (cm)	Bar Length (inches)	Saw Chain Pitch	Drive Link Thickness (mm)	Saw Chain Type	2 x Saw Chain	1 x Guide Bar
FITS MODELS								
GTA 26	3007 000 9900	10	4	1/4 P	1.1	71PM	3670 000 0028	3007 003 0101
MSA 120 / MSA 140 / MSA 160 T MS 150 T / MS 151 T / HTA 65 HTA 85 / HT-KM / HT 133	7012 200 0076	30	12	1/4 P	1.1	71PM	3670 000 0064	3005 008 3405
MSA 161 T	7012 200 0077	30	12	1/4 P	1.1	71PM	3670 000 0065	3005 008 3405
MSE 141 C	7012 200 0078	30	12	3/8 P	1.1	61PM	3610 000 0044	3005 000 3905
MSA 200	7012 200 0079	35	14	1/4 P	1.1	71PM	3670 000 0072	3005 008 3409
MS 170 / MS 180 / MS 193 T MS 194 T	3005 000 9901	35	14	3/8 P	1.1	61PM	3610 000 0050	3005 000 3909
MS 180 / MS 181	7012 200 0081	40	16	3/8 P	1.1	61PM	3610 000 0055	3005 008 3913
MS 211 / MSA 220 C	7012 200 0082	40	16	3/8 P	1.3	63PM	3636 000 0055	3005 000 4813
MS 230 / MS 231 / MS 250 MS 251	7012 200 0083	40	16	.325	1.6	26RM	3686 000 0062	3005 000 4713
MS 250 / MS 251	7012 200 0084	45	18	.325	1.6	26RM	3686 000 0068	3005 008 4717
MS 261	7012 200 0085	40	16	.325	1.6	26RM	3686 000 0067	3003 008 6813
MS 271 / MS 291	7012 200 0086	45	18	.325	1.6	26RM	3686 000 0074	3003 008 6817
MS 311 / MS 391 / MS 381	7012 200 0087	50	20	3/8 P	1.6	36RM	3652 000 0072	3003 000 5221
MS 361 / MS 362 / MS 440 MS 460 / MS 461 / MS 462 MS 500i	7012 200 0088	50	20	3/8 P	1.6	36RS	3621 000 0072	3003 000 5221

GUIDE BARS

- Suitable for a variety of tasks: from harvesting wood and carving, through to cutting firewood
- Made from high-quality and highly resistant chrome molybdenum steel
- Optimal conversion of engine power to cutting performance



LIGHTWEIGHT GUIDE BARS

STIHL consistently focuses on lightweight design, even when it comes to Guide Bars. You can choose between the E-Light and ES-Light Bars. We offer the right solution, whether it's for small, lightweight saws or for powerful felling saws. The table on the right shows which guide bar is suitable for each type of use.

STIHL ROLLOMATIC E MINI LIGHT



For easier work with Pole Pruners or when harvesting smaller timber. Weight advantage of up to 25% (at a length of 35 cm).

STIHL ROLLOMATIC E LIGHT



Made of three steel plates which have been extensively hollowed out and electrically welded together. The hollow areas are filled with fibreglass-reinforced polyamide. A weight reduction of up to 30% (at a length of 40 cm) compared to conventional bars. Maintenance-free due to close bearings in the sprocket nose.

STIHL ROLLOMATIC ES LIGHT



Made of special wear-resistant steel. The spaces are cut out and then welded using a special laser process. Stable hollow body with a rigid outer and substructure, 30% lighter than the Rollomatic ES, STIHL Ematic with angled oil hole. Bar nose fully replaceable. Maintenance-free due to close bearings in the sprocket nose.



PROFESSIONAL TIP

The closed bearings in the sprocket nose have lifetime lubrication for longer durability and less maintenance, meaning that re-lubrication is unnecessary. Even better: you save time and the environment as well as reducing the strain on your wallet.

STIHL ROLLOMATIC E MINI



Particularly narrow guide bar. For small-link saw chains with 1.1 mm drive link thickness.

STIHL ROLLOMATIC E



Body made of three electrically welded metal plates; the middle plate is extensively hollowed out. Low weight, high stability, available with small and large bar nose. Maintenance-free due to close bearings in the sprocket nose.

STIHL ROLLOMATIC ES



For the highest professional demands on high-performance machines. Solid and particularly rigid bar body, bar nose fully replaceable, elliptically shaped, angled oil holes for optimum lubrication. Maintenance-free due to close bearings in the sprocket nose.

STIHL DUROMATIC E



Solid bar for chainsaws in the middle and high performance categories. Exceptionally hard-wearing; bar nose is protected by carbide plating, STIHL Ematic with angled oil hole for optimum lubrication.

STIHL CARVING E



Three-part carving bar with solid stellite tip. For wood carvers cutting wood with a very small radius. Extremely low kickback, light, durable. Marks embossed into the guide bar allow the exact position of the bar nose to be determined while cutting.

Cutting firewood/grounds maintenance
Agriculture/the construction industry
and horticulture
Forestry
Tree maintenance
Cordless Chainsaws
Electric Chainsaws
Pole pruners
Carving
Emergency services

Order Number

GUIDE BARS										
STIHL ROLLOMATIC E MINI LIGHT	++	+	o	++	-	++	++	o	-	
STIHL ROLLOMATIC E LIGHT	++	++	o	++	-	++	o	o	-	
STIHL ROLLOMATIC ES LIGHT	o	o	++	+	-	-	-	-	-	
STIHL ROLLOMATIC E MINI	++	+	o	++	++	++	++	o	-	
STIHL LIGHT 04	++	++	++	+	-	o	-	o	-	
STIHL ROLLOMATIC E (UP TO 10 Z)	++	++	o	+	-	o	o	o	-	
STIHL ROLLOMATIC E (11 Z)	+	+	++	-	-	+	-	-	-	
STIHL ROLLOMATIC ES	+	+	++	-	-	-	-	-	++	
STIHL DUROMATIC E	o	++	+	-	-	-	-	-	-	
STIHL CARVING E	-	-	-	++	+	+	+	++	-	

REPLACEABLE BAR NOSES	
3/8" 13 TOOTH	3003 650 2539
3/8" 11 TOOTH	3003 650 2551
.404" 11 TOOTH	3003 650 2538
CSK RIVET (10)	0000 974 0503



Z = NUMBER OF TEETH IN SPROCKET NOSE o SUITABLE - LESS SUITABLE + RECOMMENDED ++ HIGHLY RECOMMENDED



Composition of the 11-digit order number for saw chains

Part order number
+
000
+
00 + required number of drive links[Ⓞ]
=
Order number

**Example:
MS 151 with a
25 cm bar length
and PM3 saw chain**

3670
+
000
+
0056
=
3670 000 0056

	Bar length [Ⓞ] (cm)	Bar length [Ⓞ] (inches)	Chain pitch (inches)	Drive link thickness / groove width (mm)	Number of drive links	Micro part order number	Micro 3 part order number	Super part order number	Super 3 part order number	Duro 3 part order number
CHAINSAWS AND PRUNERS										
GTA 26	10	4	¼" P	1.1	28	-	3670	-	-	-
MS 150 T, MS 151 T, MSA 60, MSA 70, MSA 120, MSA 140, MSA 160, MSA 160 T	25	10	¼" P	1.1	56	-	3670	-	-	-
	30	12	¼" P	1.1	64	-	3670	-	-	-
	35	14	¼" P	1.1	72	-	3670	-	-	-
MS 150 T, MS 151 T, MSA 160, MSA 200	35	14	¼" P	1.1	72	-	3670	-	-	-
MSA 161 T	30	12	¼" P	1.1	65	-	3670	-	-	-
MS 162, MS 170, MS 171, MS 172, MS 180[Ⓞ], MS 181, MSE 141, MSE 170	30	12	⅜" P	1.1	44	-	3610	-	-	-
	35	14	⅜" P	1.1	50	-	3610	-	-	-
	40	16	⅜" P	1.1	55	-	3610	-	-	-
MS 182, MS 211, MS 212, MS 241, MS 201 T, MSE 170, MSA 220 T, MSA 220 C-B	30	12	⅜" P	1.3	44	-	3636	3617	3616	3612
	35	14	⅜" P	1.3	50	-	3636	3617	3616	3612
	40	16	⅜" P	1.3	55	-	3636	3617	3616	3612
NEW MS 194 T, MS 201 T, MSA 220, MSA 220 T	30	12	⅜" Pro	1.1	44	-	-	3699	-	-
	35	14	⅜" Pro	1.1	50	-	-	3699	-	-
	40	16	⅜" Pro	1.1	55	-	-	3699	-	-
	45	18	⅜" Pro	1.1	61	-	-	3699	-	-
	35	14	.325	1.6	56	3686	-	-	-	-
OLD MS 230, MS 231, MS 250, MS 251	40	16	.325	1.6	62	3686	-	-	-	3667
	45	18	.325	1.6	68	3686	-	-	-	3667
	40	16	.325	1.3	62	3693	-	3690	-	3696
NEW MS 230, MS 231, MS 250, MS 251	45	18	.325	1.3	68	3693	-	3690	-	3696
	40	16	.325	1.6	67	3686	-	3629	-	3667
OLD MS 261, MS 271, MS 291, MSA 300 C-O	45	18	.325	1.6	76	3686	-	3629	-	3667
	40	16	.325	1.3	67	3693	-	3690	-	3696
NEW MS 261, MS 271, MS 291, MSA 300 C-O	45	18	.325	1.3	74	3693	-	3690	-	3696
	50	20	.325	1.3	81	3693	-	3690	-	-
	40	16	⅜	1.6	60	-	-	3621	-	-
MS 311, MS 362, MS 381, MS 391	45	18	⅜	1.6	66	3652	-	3621	-	3683
	50	20	⅜	1.6	72	3652	-	3621	-	3683
	40	16	⅜	1.6	60	-	-	3621	-	-
MS 400, MS 462, MS 500i, MS 661	45	18	⅜	1.6	66	3652	-	3621	-	3683
	50	20	⅜	1.6	72	3652	-	3621	-	3683
	63	25	⅜	1.6	84	3652	-	3621	-	3683
	71	28	⅜	1.6	91	-	-	3621	-	-
MS 500i, MS 661	80	31	⅜	1.6	105	-	-	3621	-	-
	90	36	⅜	1.6	114	-	-	3621	-	3683
MS 661	63	25	.404	1.6	80	-	-	3946	-	-
	75	30	.404	1.6	91	-	-	3946	-	-
	90	36	.404	1.6	104	-	-	3946	-	-
	90	36	.404	1.6	108	-	-	3946	-	-
POLE PRUNERS										
HT 133, HT 135, HTA 65, HTA 66, HTA 85, HTA 86, HTA 135, HTE 60	25	10	¼" P	1.1	56	-	3670	-	-	-
	30	12	¼" P	1.1	64	-	3670	-	-	-
HT 135[Ⓞ], HTA 135[Ⓞ]	30	12	⅜" P	1.1	44	-	3610	-	-	-
SAW CHAINS										

Ⓞ THE ACTUAL BAR LENGTH IS SHORTER THAN THE BAR LENGTH STATED
 Ⓞ FOR MODELS BUILT IN 2014 OR LATER

Ⓞ AN EXTRA DRIVE LINK MUST BE USED ON THE MS 231 AND MS 251 (35 AND 40 CM BAR LENGTH) AND ON THE MSE 170, MSE 190, MSE 210 AND MSE 230 (30, 35 AND 40 CM BAR LENGTH) MODELS WITH QUICK CHAIN TENSIONING AND SEVEN-TOOTH SPROCKET

Ⓞ IF THE NUMBER OF DRIVE LINKS HAS THREE DIGITS, THE SECOND ZERO SHOULD NOT BE USED. THIS RESULTS IN AN 11-DIGIT ORDER NUMBER
 Ⓞ APPLIES TO SEVEN-TOOTH SPROCKETS; EXTRA DRIVE LINK FOR EIGHT-TOOTH SPROCKETS
 Ⓞ OPTIONAL, WILL REQUIRE DRIVE SPROCKET CHANGE

	Rollomatic E Light Order number	Rollomatic ES Light Order number	Light Order number	Rollomatic E / Light O4 Order number	Rollomatic ES order number	Number of teeth in sprocket	Duromatic E order number
CHAINSaws AND PRUNERS	GUIDE BARS						
GTA 26	-	-	3007 003 0101	-	-	-	-
MS 150 T, MS 151 T, MSA 60, MSA 70, MSA 120, MSA 140, MSA 160, MSA 160 T	-	-	-	3005 008 3403	-	8	-
	-	-	-	3005 008 3405	-	8	-
MS 150 T, MS 151 T, MSA 160, MSA 200	-	-	-	3005 008 3409	-	8	-
MSA 161 T	-	-	-	3005 008 3405	-	8	-
MS 162, MS 170, MS 171, MS 172, MS 180 [Ⓞ] , MS 181, MSE 141, MSE 170	-	-	-	3005 000 3905	-	7	-
	-	-	-	3005 003 3909	-	7	-
	-	-	-	3005 008 3913	-	7	-
MS 182, MS 211, MS 212, MS 241, MS 201 T, MSE 170, MSA 220 T, MSA 220 C-B	3005 000 7405	-	-	3005 000 4805	-	9	-
	3005 000 7409	-	-	3005 000 4809	-	9	-
	3005 000 7413	-	-	3005 000 4813	-	9	-
NEW MS 194 T, MS 201 T, MSA 220, MSA 220 T	-	-	-	3005 000 4405	-	9	-
	-	-	-	3005 000 4409	-	9	-
	-	-	-	3005 000 4413	-	9	-
	-	-	-	3005 000 4417	-	9	-
OLD MS 230, MS 231, MS 250, MS 251	-	-	-	3005 000 4709	-	11	-
	-	-	-	3005 000 4713	-	11	-
	-	-	-	3005 000 4717	-	11	-
NEW MS 230, MS 231, MS 250, MS 251	-	-	-	3005 000 7013	-	11	-
	-	-	-	3005 000 7017	-	11	-
OLD MS 261, MS 271, MS 291, MSA 300 C-O	-	-	-	3003 000 6813	-	11	3003 000 9213
	-	-	-	3003 000 6817	-	-	-
NEW MS 261, MS 271, MS 291, MSA 300 C-O	-	-	-	3003 000 3313	-	11	-
	-	-	-	3003 008 3317	-	11	-
	-	-	-	3003 008 3321	-	11	-
MS 311, MS 362, MS 381, MS 391	-	-	-	3003 000 5213	-	10	-
	-	-	-	3003 000 5217	-	10	-
	-	-	-	3003 000 5221	-	10	-
MS 400, MS 462, MS 500i, MS 661	-	-	-	3003 000 5213	-	11	3003 000 9213
	-	-	-	3003 000 5217	-	11	3003 000 9217
	-	3003 000 2021	-	3003 000 5221	3003 001 9421	11	3003 000 9221
	-	3003 000 2031	-	3003 000 5231	3003 001 9431	11	-
MS 500i, MS 661	-	3003 000 2038	-	-	3003 000 6038	11	-
	-	3003 000 2046	-	-	3003 000 6046	11	-
MS 661	-	3003 000 2053	-	-	3003 000 6053	11	-
MS 880, MS 881	-	-	-	-	3002 000 9731	-	3002 000 9231
	-	-	-	-	3002 000 9741	-	3002 000 8041
	-	-	-	-	3002 000 9753	-	-
	-	-	-	-	3002 000 9753	-	-
POLE PRUNERS	GUIDE BARS						
HT 133, HT 135, HTA 65, HTA 66, HTA 85, HTA 86, HTA 135, HTE 60	-	-	-	3005 008 3403	-	8	-
HT 135 [Ⓞ] , HTA 135 [Ⓞ]	-	-	-	3005 008 3405	-	8	-
	-	-	-	3005 000 3905	-	7	-

① THE ACTUAL BAR LENGTH IS SHORTER THAN THE BAR LENGTH STATED
 ② FOR MODELS BUILT IN 2014 OR LATER

Ⓞ AN EXTRA DRIVE LINK MUST BE USED ON THE MS 231 AND MS 251 (35 AND 40 CM BAR LENGTH) AND ON THE MSE 170, MSE 190, MSE 210 AND MSE 230 (30, 35 AND 40 CM BAR LENGTH) MODELS WITH QUICK CHAIN TENSIONING AND SEVEN-TOOTH SPROCKET

Ⓞ IF THE NUMBER OF DRIVE LINKS HAS THREE DIGITS, THE SECOND ZERO SHOULD NOT BE USED. THIS RESULTS IN AN 11-DIGIT ORDER NUMBER
 Ⓞ APPLIES TO SEVEN-TOOTH SPROCKETS; EXTRA DRIVE LINK FOR EIGHT-TOOTH SPROCKETS
 Ⓞ OPTIONAL, WILL REQUIRE DRIVE SPROCKET CHANGE



SAW CHAIN

Pitch	Type	Gauge (in)	Gauge (mm)	Description	Chain Length (in)	Chain Length (cm)	Order Number	Loops Per Carton
DURO LOOPS								
3/8	63PD	0.50	1.3	Picco Micro Duro	14	35	3612 000 0050	20
					16	40	3612 000 0055	20
.325	26RD	0.63	1.6	Rapid Duro	16	40	3667 000 0062	20
					16	40	3667 000 0067	20
					18	45	3667 000 0074	20
3/8	36RD	0.63	1.6	Rapid Duro	18	45	3683 000 0066	20
					20	50	3683 000 0072	20
					22	55	3683 000 0076	20
					25	63	3683 000 0084	20
					28	70	3683 000 0091	20
STANDARD LOOPS								
1/4	71PM3	0.43	1.1	Picco Micro	12	30	3670 000 0064	40
					14	35	3670 000 0072	40
3/8	61PMMC3	0.43	1.1	Picco Micro Mini	12	30	3610 000 0044	40
					14	35	3610 000 0050	40
					16	40	3610 000 0055	20
3/8	61PS3 Pro	0.43	1.1	Picco Super Pro	12	30	3699 000 0044	20
					14	35	3699 000 0050	20
					16	40	3699 000 0055	20
					18	45	3699 000 0061	20
3/8	63PMC3	0.50	1.3	Picco Micro, Semi-Chisel	12	30	3636 000 0044	40
					14	35	3636 000 0050	20
					16	40	3636 000 0055	20
3/8	63PS3	0.50	1.3	Picco Super, Full-Chisel	12	30	3616 000 0044	40
					14	35	3616 000 0050	20
					16	40	3616 000 0055	20
.325	26RM	0.63	1.6	Rapid Micro, Semi-Chisel	16	40	3686 000 0062	20
					16	40	3686 000 0067	20
					18	45	3686 000 0068	20
					18	45	3686 000 0074	20
					20	50	3686 000 0081	20
.325	23RM Pro	0.58	1.3	Rapid Micro, Semi-Chisel	16	40	3693 000 0062	20
					16	40	3693 000 0067	20
					18	45	3693 000 0068	20
					18	45	3693 000 0074	20
					20	50	3693 000 0081	20
.325	23RS Pro	0.58	1.3	Rapid Super, Full-Chisel	16	40	3690 000 0067	20
					18	45	3690 000 0074	20
					20	50	3690 000 0081	20
3/8	36RM	0.63	1.6	Rapid Micro, Semi-Chisel	18	45	3652 000 0066	20
					20	50	3652 000 0072	20
					22	55	3652 000 0076	20
					25	63	3652 000 0084	20
					30	75	3652 000 0098	12
					36	90	3652 000 0114	12
					18	45	3621 000 0066	20
3/8	36RS	0.63	1.6	Rapid Super, Full-Chisel	20	50	3621 000 0072	20
					22	55	3621 000 0076	20
					25	63	3621 000 0084	20
					28	70	3621 000 0091	12
					30	75	3621 000 0098	12
					36	90	3621 000 0114	12
.404	46RS	0.63	1.6	Rapid Super, Full-Chisel	20	50	3946 000 0066	20
					25	63	3946 000 0077	20
.404	46RM	0.63	1.6	Rapid Micro, Semi-Chisel	20	50	3668 000 0066	20
					25	63	3668 000 0077	20

Pitch	Type	Gauge (in)	Gauge (mm)	Description	25ft Order Number	50ft Order Number	100ft Order Number	
REELS								
1/4 PICCO	71 PM3	0.43	1.1	Picco Micro	-	3670 000 1200	-	
	PMMC3	61 PMMC3	0.43	1.1	Picco Micro Mini	-	3610 000 0820	3610 000 1640
1/4	13 RMC 13 RMS	0.50	1.3	Rapid Micro Rapid Micro Special (Carving)	3660 000 0600 -	- 3661 000 1200	- -	
PICCO	63 PMC3	0.50	1.3	3/8 Micro, Semi-Chisel	-	3636 000 0820	3636 000 1640	
	63 PMC3			3/8 Micro, Semi-Chisel	-	3613 000 0820	3613 000 1640	
	63 PD3			Picco Micro Duro	3612 000 0410	-	-	
	63 PM Y			Bamboo Chain-Picco Micro	-	-	3615 000 1640	
	63 PS 63 PS3			Picco Super, Full-Chisel Picco Super, Full Chisel	- -	3617 000 0820 3616 000 0820	- 3616 000 1640	
0.325	23 RM Pro 23 RS Pro 23 RD Pro	0.58	1.3	Rapid Micro, Semi-Chisel Rapid Micro, Full-Chisel Rapid Micro, Full-Chisel	- - -	3693 000 0920 3690 000 0920 3696 000 0920	3693 000 1840 3690 000 1840 3696 000 1840	
	26 RMC 26 RD3 26 RSC	0.63	1.6	Rapid Micro, Semi-Chisel Rapid Micro, Full-Chisel Rapid Micro, Full-Chisel	- 3667 000 0460 -	3686 000 0920 - 3639 000 0920	3686 000 1840 3667 000 1840 3639 000 1840	
	36 RMC 36 RSC 36 RSK 36 RMX 36 RD	0.63	1.6	Rapid Micro, Semi-Chisel Rapid Super, Full-Chisel Rapid Super, Full-Chisel Classic Rapid Micro, Ripping Rapid Duro, Carbide Tipped	- - - - 3683 000 0410	3652 000 0820 3621 000 0820 3898 000 0820 3653 000 0820 -	3652 000 1640 3621 000 1640 3898 000 1640 - -	
0.404	46 RS 46 RM 46 RM 46 RCX	0.63	1.6	Rapid Super, Full-Chisel Rapid Micro, Semi-Chisel Rapid Micro, Semi-chisel Full Skip Rapid Standard, Ripping	- - 3671 000 0370 -	3946 000 0740 3668 000 0740 - 3958 000 0740	3946 000 1480 3668 000 1480 3671 000 1480 -	
	40 RMHS	0.80	2.0	Harvester Rapid Micro	-	3620 000 0740	-	



SAW CHAIN TO SUIT COMPETITOR BRAND CHAINSAWS

Pitch	Type	Gauge (in)	Gauge (mm)	Description	25ft Order Number	50ft Order Number	100ft Order Number
STANDARD REELS							
.325	23 RMC	0.50	1.3	Rapid Micro, Semi-Chisel Comfort	-	3693 000 0920	3684 000 1840
	23 RSC			Rapid Super, Full-Chisel Comfort	-	3690 000 0920	-
.325	25 RMC	0.58	1.5	Rapid Micro, Semi-Chisel Comfort	-	3685 000 0920	-
	25 RSC			Rapid Super, Full-Chisel Comfort	-	3638 000 0920	3638 000 1840
3/8	33 RM	0.50	1.3	Rapid Micro, Semi-Chisel Comfort	-	3650 000 0820	-
	33 RSC			Rapid Super, Full-Chisel Comfort	-	3623 000 0820	-
3/8	35 RSC	0.58	1.5	Rapid Micro, Semi-Chisel Comfort	-	3651 000 0820	-
				Rapid Super, Full-Chisel Comfort	3622 000 0410	3622 000 0820	3622 000 1640
DURO REELS							
.325	RD3	0.50	1.3	Rapid Duro	3665 000 0460	-	-
		0.58	1.5		3666 000 0460	-	-
3/8	RD3	0.50	1.3	Rapid Duro	3681 000 0410	-	-
		0.58	1.5		3682 000 0410	-	-

Pitch	Type	Gauge (in)	Gauge (mm)	Description	Chain Length (in)	Chain Length (cm)	Order Number
STANDARD LOOPS							
3/8 P	PM3	0.50	1.3	Picco Micro, Semi-Chisel	14	35	3636 000 0052
					16	40	3636 000 0056
.325	RM	0.58	1.5	Rapid Micro, Semi-Chisel	15	38	3685 000 0064
					16	40	3685 000 0066
					18	45	3685 000 0072
3/8	RS	0.58	1.5	Rapid Super, Full-Chisel	18	45	3622 000 0068
					20	50	3622 000 0072
					24	60	3622 000 0084



ALTERNATIVE BAR & CHAIN COMBINATIONS

Suitable Models	Mount	Cm	Inches	Tip	Bar Order Number	Pitch	Gauge	Chain Order Number
1/4 PITCH (RMS - CARVING)								
MS 150 T, MS 192 T, MS 193 T, MS 201 T	3005	25 30	10 12	SN	3005 003 4203 3005 000 3205	1/4	0.50	3661 000 0056 3661 000 0064
1/4 PITCH PICCO MICRO (PM3)								
MS 150 T, MSA 120 C, MSA 200 C, MSA 140 C, MSA 160 T	3005	25 30 35	10 12 14	SN	3005 008 3403 3005 008 3405 3005 008 3409	1/4	0.43	3670 000 0056 3670 000 0064 3670 000 0072
MSA 161 T		30	12		3005 008 3405			3670 000 0065
3/8 PITCH PICCO MICRO MINI (PMMC3)								
MS 170, MS 171, MS 180, MS 181, MS 192 T, MS 193 T, MS 192 C, MSE 140	3005	30 35 40	12 14 16	SN	3005 000 3905 3005 000 3909 3005 008 3913	3/8	0.43	3610 000 0044 3610 000 0050 3610 000 0055
3/8 PITCH PICCO MICRO (PMC3)								
MS 211, MS 241, MS 200, MS 200 T, MS 201 T, MSE 170, MSE 200, MSA 220 C	3005	30 35 40	12 14 16	SN	3005 000 4805 3005 000 4809 3005 000 4813	3/8	0.50	3636 000 0044 3636 000 0050 3636 000 0055
3/8 PITCH PICCO MICRO (PMC3) - LIGHTWEIGHT BAR								
MS 211, MS 241, MS 200, MS 200 T, MS 201 T, MSE 180, MSE 200	3005	30 35 40	12 14 16	SN	3005 000 7405 3005 000 7409 3005 000 7413	3/8	0.50	3636 000 0044 3636 000 0050 3636 000 0055
3/8 PITCH PICCO SUPER (PS/PS3)								
MS 211, MS 241, MS 200, MS 200 T, MS 201 T, MSE 180, MSE 200, MSA 220 C	3005	30 35 40	12 14 16	SN	3005 000 4805 3005 000 4809 3005 000 4813	3/8	0.50	3636 000 0044 3636 000 0050 3636 000 0055
3/8 PITCH PICCO SUPER (PS/PS3) - LIGHTWEIGHT BAR								
MS 211, MS 241, MS 200, MS 200 T, MS 201 T, MSE 180, MSE 200	3005	30 35 40	12 14 16	SN	3005 000 7405 3005 000 7409 3005 000 7413	3/8	0.50	3636 000 0044 3636 000 0050 3636 000 0055
3/8 PITCH PICCO DURO (RD3)								
MS 211, MS 241, MSA 220 C	3005	40	16	SN	3005 000 4813	3/8	0.50	3612 000 0055
.325" PITCH								
MS 231, MS 251	3005	40 45	16 18	SN	3005 000 4713 3005 008 4717	0.325	0.63	3686 000 0062 3686 000 0068
.325" PITCH DURO CHAIN (RD3)								
MS 230, MS 231, MS 250, MS 251	3005	40	16	SN	3005 000 4713	0.325	0.63	3667 000 0062

SN = SPROCKET NOSE
 HN = HARD NOSE BAR
 RTSN = REPLACEABLE TIP SPROCKET NOSE BAR

Suitable Models	Mount	Cm		Inches		Tip	Bar Order Number	Pitch	Gauge	Chain Order Number
Bar							Chain			
.325" PITCH										
MS 260, MS 270, MS 280, MS 261, MS 271, MS 291	3003	40	16	HN	3003 000 9213	0.325	0.63 / 1.6	3686 000 0067 3686 000 0074 3686 000 0081		
		45	18		3003 000 9217					
		40	16	SN	3003 000 6813					
		45	18		3003 008 6817					
		50	20		3003 008 6821					
		40	16	Light 04	3003 000 3313					
45	18	3003 008 3317								
50	20	3003 008 3321								
3/8 PITCH										
MS 310/311, MS 390/391, MS 381, MS 361/362, MS 440/441, MS 460/461/462 Magnum, MS 400, MS 500i MS 660/661 Magnum, MSE 220 C-Q (up to 20" Max)	3003	50	20	HN	3003 000 9221	3/8	0.63	3621 000 0072 3621 000 0084		
		63	25		3003 002 5631					
		45	18	SN	3003 000 5217					
		50	20		3003 000 5221					
		63	25		3003 000 5231					
		45	18	RTSN	3003 000 9417					
		50	20		3003 001 9421					
		55	22		3003 000 9425					
		63	25		3003 001 9431					
		71	28		3003 000 6038					
		75	30		3003 000 6041					
		90	36	3003 000 6053	3621 000 0091 3621 000 0098 3621 000 0114					
3/8 PITCH - LIGHTWEIGHT BAR										
MS 362 C-M Z	3003	50	20	RTSN	3003 000 2021	3/8	0.63	3621 000 0072		
MS 381 - Z		63	25		3003 000 2031			3621 000 0084		
MS 400, MS 500i, MS 461, MS 462 C-M Z		50	20		3003 000 2021			3621 000 0072		
		63	25		3003 000 2031			3621 000 0084		
		71	28		3003 000 2038			3621 000 0091		
MS 661 C-M Z		50	20		3003 000 2021			3621 000 0072		
	63	25	3003 000 2031	3621 000 0084						
	71	28	3003 000 2038	3621 000 0091						
	80	32	3003 000 2046	3621 000 0105						
	90	36	3003 000 2053	3621 000 0114						
.404" PITCH										
MS 880	3002	63	25	HN	3002 000 9231	0.404	0.63	3946 000 0080 3946 000 0092 3946 000 0104 3946 000 0124 3946 000 0139 3946 000 0068		
		75	30		3002 000 8041					
		90	36		3002 000 8052					
		105	42		3002 000 8058					
		120	48		3002 000 8064					
		53	21		-					
		63	25	RTSN	3002 000 9731					
		75	30		3002 000 9741					
		90	36		3002 000 9753					
		105	41		3002 000 9757					
		153	60		3002 000 9576					
		153	60		3002 000 9576					

SN = SPROCKET NOSE
HN = HARD NOSE BAR
RTSN = REPLACEABLE TIP SPROCKET NOSE BAR



TOOLS FOR CUTTING ATTACHMENT MAINTENANCE

- Special tools for maintenance and care
- For professional chain sharpening with precise results
- STIHL wooden file handles made of certified wood



FILING KITS

Includes File Holder with Round File, Flat File and File Gauge in a sturdy case.



1/4" P
ORDER NUMBER 5605 007 1000

1/4" and 3/8" P
ORDER NUMBER 5605 007 1027

.325"
ORDER NUMBER 5605 007 1028

3/8"
ORDER NUMBER 5605 007 1029

.404"
ORDER NUMBER 5605 007 1030

3/8" HEXA ⓘ
ORDER NUMBER 5607 007 1000

SAW CHAIN ROUND FILES

For STIHL Filing Kits and File Holder (without file handle).



PMMC3, PMC3 and 1/4" 3 PACK Ø 4.0 x 200 mm
ORDER NUMBER 5605 773 4003

.325" 3 PACK Ø 4.8 x 200 mm
ORDER NUMBER 5605 773 4803

3/8" 3 PACK Ø 5.2 x 200 mm
ORDER NUMBER 5605 773 5203

.404" 3 PACK Ø 5.5 x 200 mm
ORDER NUMBER 5605 773 5503

1/4" PICCO 6 PACK Ø 3.2x150 mm
ORDER NUMBER 5605 771 3206

1/4" PICCO 6 PACK Ø 3.2x200 mm
ORDER NUMBER 0000 893 6401

12 PACK Ø 3.5x150 mm
ORDER NUMBER 5605 773 3512

PMMC3, PMC3 and 1/4" 12 PACK Ø 4.0x200 mm
ORDER NUMBER 5605 773 4012

12 PACK Ø 4.5x200 mm
ORDER NUMBER 5605 773 4512

.325" 12 PACK Ø 4.8x200 mm
ORDER NUMBER 5605 773 4812

3/8" 12 PACK Ø 5.2x200 mm
ORDER NUMBER 5605 773 5212

.404" 12 PACK Ø 5.5x200 mm
ORDER NUMBER 5605 773 5512

HEXAGON FILE FOR HEXA

For Hexa saw chain
(without file handle)

3/8" HEXA Ø 5.2 mm x 200mm

ORDER NUMBER **5607 772 5201**



REPLACEMENT FLAT FILE FOR THE DEPTH GAUGE

For the 2-in-1 File Holder, for sharpening the depth gauge.

ORDER NUMBER **0814 252 3001**



TRIANGULAR SHARPENING FILE

For FG 2 and FG 3, for reworking the depth gauge and for scratcher-tooth Curcular Saw Blades.

ORDER NUMBER **0811 421 8971**



REPLACEMENT ROUND FILE FOR 1/4" P SAW CHAIN

Only for the 2-in-1 File Holder for sharpening the 1/4" P Saw Chain, not to be used for filing by hand, Ø 3.2 x 200 mm.

ORDER NUMBER **0000 893 6401**



FLAT FILE

For precise reworking of the depth gauge. 150 mm.

ORDER NUMBER **0814 252 3356**



FF 1 FILE HOLDER RANGE

Exclusive STIHL File Holder Guide. For accurate and easy file handling and proper Chain Sharpening. Ideal supplement to STIHL Filing Kits, minimal effort required, file not included.



1/4" P Ø 3.2 mm

ORDER NUMBER **5614 000 7504**

3/8" P ^⓪ Ø 4.0 mm

ORDER NUMBER **5614 000 7503**

3/8" P ^⓪ Ø 4.0 mm

ORDER NUMBER **5614 000 7502**

.325" Ø 4.8 mm

ORDER NUMBER **5614 000 7501**

3/8" Ø 5.2 mm

ORDER NUMBER **5614 000 7500**

FLAT FILE

For precise reworking of the depth gauge. 150 mm, with case for tidy storage.

ORDER NUMBER **0814 252 3000**



2-IN-1 FILE HOLDER

Practical tool for quickly sharpening the teeth and depth gauge in a single step. Ideal for occasional users. For 1/4" P, 3/8" P, .325", 3/8" and .404" Saw Chains, integrated file tolerance compensation.

1/4" P Ø 3.2 mm

ORDER NUMBER **5605 750 4306**

1/4" and 3/8" P Ø 4.0 mm

ORDER NUMBER **5605 750 4303**

.325" Ø 4.8 mm

ORDER NUMBER **5605 750 4304**

3/8" Ø 5.2 mm

ORDER NUMBER **5605 750 4305**

.404" Ø 5.5 mm

ORDER NUMBER **0000 750 4300**



FG 4 ROLLER FILING TOOL

Exclusive STIHL Roller Filing Tool. Ideal for weekly precision sharpening. Compact, minimal effort required, with file tip for adjusting the depth gauge setting, file not included.



3/8" P ^⓪ Ø 4.0 mm

ORDER NUMBER **5612 000 7503**

3/8" P ^⓪ Ø 4.0 mm

ORDER NUMBER **5612 000 7502**

.325" Ø 4.8 mm

ORDER NUMBER **5612 000 7501**

3/8" Ø 5.2 mm

ORDER NUMBER **5612 000 7500**

⓪ GROOVE 1.1 mm

⓪ GROOVE 1.3 mm

⓪ WITHOUT FILE HANDLE

FILE HOLDER WITH ROUND FILE



1/4" P Ø 3.2 mm
ORDER NUMBER 5605 750 4300

1/4" and 3/8" P Ø 4.0 mm
ORDER NUMBER 5605 750 4327

.325" Ø 4.8 mm
ORDER NUMBER 5605 750 4328

3/8" Ø 5.2 mm
ORDER NUMBER 5605 750 4329

.404" Ø 5.5 mm
ORDER NUMBER 5605 750 4330

For checking side and top-plate cutting angle, tooth length and depth gauge setting, and cleaning the groove and oil hole in the Guide Bar.



1/4" P
ORDER NUMBER 0000 893 4005

1/4", 3/8" P, .325" AND 3/8"
ORDER NUMBER 1110 893 4000

.404"
ORDER NUMBER 1106 893 4000

FILE HANDLE

Plastic handle. Suitable for round files of 3.2 to 5.5 mm and all flat files.



ORDER NUMBER 0000 881 4504

FILE HANDLE

Wooden handle for all round, triangular and flat files from 4.0 to 5.5 mm.



ORDER NUMBER 0811 490 7860

FILE HANDLE

Plastic handle with filing angles. For round files from 3.2 to 5.5 mm.



ORDER NUMBER 0000 881 4500

FH 1 FILE HANDLE

Soft handle with filing angles. For round files from 3.2 to 5.5 mm.



ORDER NUMBER 0000 881 4502

FH 3 FILE HANDLE


Soft handle. For flat files up to 150 mm.



ORDER NUMBER 0000 881 4503

CONTROL GAUGE

For measuring the pitch of the Chain and sprocket, as well as the thickness of the drive link and groove width of the guide Bar.



ORDER NUMBER 0000 893 4105

CONTROL GAUGE

For determining the degree of wear on the Chain Sprockets.



ORDER NUMBER 0000 893 4101

MAINTENANCE SET FOR CUTTING ATTACHMENTS

Consists of check gauge 0000 893 4105/4101 and file gauge 1110 893 4000.



ORDER NUMBER 0000 007 1016

STORAGE CASE FOR SAW CHAINS

Durable, lightweight plastic box. Two separators, dimensions: 18 x 12 x 4 cm.



ORDER NUMBER 0000 882 5900

PORTABLE CHAIN GRINDER

Features an adjustable gauge to achieve proper filing angles. Clips to attach to a vehicle battery. 12 volt.



SUPER SHARP 24,000 RPM

ORDER NUMBER **7004 871 0340**

REPLACEMENT STONES FOR PORTABLE CHAIN GRINDERS (NOT PICTURED)

1/4" PICCO Ø 3.2 mm

ORDER NUMBER **7004 882 4100**

3/8" P SAW CHAIN Ø 4.0 mm

ORDER NUMBER **7004 871 0330**

.325" SAW CHAIN Ø 4.8 mm

ORDER NUMBER **7004 871 0331**

3/8" SAW CHAIN Ø 5.2 mm

ORDER NUMBER **7004 871 0333**

.404" SAW CHAIN Ø 5.5 mm

ORDER NUMBER **7004 871 0332**

FOR DEPTH GAUGE Ø 6.3 mm

ORDER NUMBER **7004 871 0144**

KOOL GRIND STICK

ORDER NUMBER **7004 871 0334**


GUIDE BAR LEVELLER

Tool for removing burrs from the guide Bar. Ergonomically shaped plastic holder with flat file (100 x 22 mm) made of hardened tool steel.



ORDER NUMBER **5605 773 4400**

GUIDE BAR LEVELLER FLAT FILE



ORDER NUMBER **5605 773 4200**

STUMP VICE

Vice systems to secure Chainsaw for sharpening in the field.



SMALL STUMP VICE

ORDER NUMBER **0000 881 0402**

MEDIUM STUMP VICE

ORDER NUMBER **0000 881 0403**

STIHL USG BASIC UNIT

Universal filing tool for all STIHL Saw Chains and Circular Saw Blades for FS models and Hedgetrimmer blades. Complete with swivel support for all STIHL Oilomatic Saw Chains and two shaped grinding wheels. Also suitable for sharpening STIHL Duro Saw Chains.



ORDER NUMBER **5203 200 0008**

NG 4 CHAIN BREAKER

For breaking Saw Chains.



ORDER NUMBER **5805 012 7500**

NG 5 RIVET SPINNER

For breaking Saw Chains.



ORDER NUMBER **5805 012 7510**

USG ACCESSORIES (NOT PICTURED)

SWIVEL HEAD FOR SCRATCHER-TOOTH SAW CHAINS ①

ORDER NUMBER **5203 750 1405**

SWIVEL HEAD FOR HEDGE TRIMMER BLADE ①

ORDER NUMBER **5203 750 1400**

SWIVEL HEAD FOR FS CIRCULAR SAW BLADES ①

ORDER NUMBER **5203 750 2800**

FOOT-OPERATED CHAIN HOLDING DEVICE

ORDER NUMBER **5203 007 1003**

DIAMOND DRESSING ATTACHMENT

ORDER NUMBER **5203 890 4400**

DIAMOND GRINDING WHEEL FOR 3/8" PD3, .325" RD3 AND 3/8" RD3

ORDER NUMBER **5203 757 0906**

DIAMOND GRINDING WHEEL FOR 3/8" RDR

ORDER NUMBER **5203 757 0901**



INCREDIBLY DIVERSE TASKS TACKLED WITH A UNIQUE ENGINE.

COMBIENGINES

➔ FROM PAGE 115

COMBITOOLS AND ACCESSORIES

➔ FROM PAGE 118

MULTIENGINE

➔ FROM PAGE 123

MULTITOOLS AND ACCESSORIES

➔ FROM PAGE 124



COMBISYSTEM IN DETAIL

01 CHOOSE FROM ONE OF EIGHT POWERFUL KOMBIENGINES



02 COMBINE WITH ONE OF OUR MANY COMBITOOLS AND YOU'RE READY TO GO.

PLEASE NOTE THAT NOT ALL PRODUCTS INCLUDE THE FEATURES PRESENTED HERE. ONLY THE MOST IMPORTANT FEATURES ARE DESCRIBED ON THIS PAGE. FOR FURTHER EXPLANATIONS AND INFORMATION, SEE FROM PAGE 340 OR ONLINE AT WWW.STIHL.CO.NZ.

© KM 131 R, KMA 130 R AND KMA 135 R CANNOT BE USED WITH THE FSB-KM BRUSHCUTTER

COMBIENGINES

- For maintenance around the home and garden as well as in larger areas
- Powerful CombiEngines
- Can be combined with a variety of CombiTools



KM 56 RC-E

27.2 cm³ • 0.8 kW/1.1 hp • 4.3 kg[Ⓞ]

For use in the garden and outdoor domestic areas. STIHL ErgoStart, loop handle, harness, 2-MIX Engine.



ORDER NUMBER **4144 200 0214**

KM 94 RC-E

24.1 cm³ • 0.9 kW/1.2 hp • 4.0 kg[Ⓞ]

For professional applications. STIHL ErgoStart, ECOSPEED partial load function, loop handle, harness, 2-MIX Engine, stop button.



ORDER NUMBER **4149 200 0091**



APPROPRIATE FUELS AND LUBRICANTS

CAN BE FOUND **FROM PAGE 290**

E = ERGOSTART
R = LOOP HANDLE

Ⓞ WEIGHT EXCLUDING FUEL



KM 111 R

31.4 cm³ • 1.05 kW/1.45 hp • 4.4 kg^①

For professional applications. A simplified start-up sequence for convenient starting, stop button, a larger fuel tank to increase battery life, paper air filter, loop handle, 4-MIX® Engine.



ORDER NUMBER 4180 200 0566

NEW

KMA 80 R

36 V • 3.1 kg^①



AK 30

Lightweight battery CombiEngine with high torque for energy-efficient, low-noise working. Versatile use due to wide range of STIHL CombiTools. AK battery slot in the power tool, brushless EC motor, speed control and two power settings (Eco and Max), wraparound handle with tool-free handle adjustment. Barrier bar can be easily mounted or detached. Side gearshift lock, rotating suspension eyelet The KMA 80 R cannot be used with the FSB-KM brushcutter.



KMA 80 R EXCLUDING BATTERY & CHARGER

ORDER NUMBER FA08 011 6800

KMA 80 R SET WITH AK 30 AND AL 101

ORDER NUMBER FA08 200 0031

KM 131 R

36.3 cm³ • 1.4 kW/1.9 hp • 4.4 kg^①

For professional applications requiring high performance. A simplified start-up sequence for convenient starting, stop button, a larger fuel tank to increase battery life, paper air filter, loop handle, 4-MIX® Engine. Cannot be used with the FSB-KM Brushcutter.



ORDER NUMBER 4180 200 0702

NEW


KMA 120 R

36 V • 3.5 kg^①



AP 300

Ideal for premium domestic users as well as semi-commercial applications. A strong robust system that really performs. Eco mode, Brushless EC Motor, loop handle, straight shaft.



KMA 120 R EXCLUDING BATTERY & CHARGER

ORDER NUMBER FA08 011 6820

R = LOOP HANDLE


① WEIGHT EXCLUDING FUEL
 ② WEIGHT EXCLUDING BATTERY AND COMBITOOL
 ③ EAR PROTECTION MUST BE WORN WHEN USING THE BG-KM BLOWER
 ④ EXPLANATION OF SYMBOLS ON PAGE 340

KMA 130 R

AR 1000

36 V • 3.2 kg^①

Powerful, lightweight Battery CombiEngine with high torque. Three power levels for energy-efficient and low-noise working, can be combined with all CombiTools Harnesses. The CombiTools relating to this range can be found from page 104. Battery operation with the aid of the AP Holster with Connecting Cable, a Carrying System, and the Support Cushion Set with an AR Battery and the Support Cushion Set. Cannot be used with the FSB-KM Brushcutter.



KMA 130 R EXCLUDING BATTERY & CHARGER
ORDER NUMBER **4867 011 6820**

**COMING SOON
KMA 200 R****KMA 135 R**

AP 300 S

36 V • 3.4 kg^②

Robust and powerful Battery CombiEngine in a contemporary design with an AP battery slot in the power tool. For working in noise-sensitive environments. Versatile use due to wide range of STIHL CombiTools. Ergonomic control handle with three-level speed preselection and LED display as well as infinitely variable speed control, loop handle, and air filter for long service life. Mounting point for the STIHL Smart Connector 2 A on the power tool housing. The KMA 135 R cannot be used with the FSB-KM brushcutter.



KMA 135 R EXCLUDING BATTERY & CHARGER
ORDER NUMBER **FA02 011 6800**

**SUITABLE BATTERIES**

SEE FROM PAGE 10

R = LOOP HANDLE

① WEIGHT EXCLUDING FUEL
② WEIGHT EXCLUDING BATTERY AND COMBITOOL
③ EAR PROTECTION MUST BE WORN WHEN USING THE BG-KM BLOWER
④ EXPLANATION OF SYMBOLS ON PAGE 340



COMBITOOLS AND ACCESSORIES

- Practical CombiTools for different tasks
- Switch between tools in no time
- An extensive range of accessories



FS-KM BRUSHCUTTER[Ⓞ]

Ideal for clearing along walls or fences, under hedges or along paths. AutoCut C 26-2 Mowing Head. Weight: 1.2 kg[Ⓞ].



ORDER NUMBER **4180 200 0474**

FS-KM BRUSHCUTTER[Ⓞ]

Ideal for lawn areas with tough grass. GSB 230-2 grass-cutting blade, total length 94 cm[Ⓞ]. Weight: 1.2 kg[Ⓞ].



ORDER NUMBER **4180 200 0475**

FSB-KM BRUSHCUTTER[Ⓞ]

Ideal for trimming in restricted spaces. AutoCut C 6-2 Mowing Head, Curved Shaft. Not suitable for KM 131 R and KMA 130 R CombiEngines, total length 77 cm[Ⓞ]. Weight: 0.7 kg[Ⓞ].



ORDER NUMBER **4137 740 5008**

FCB-KM EDGE TRIMMER[Ⓞ]

For precise lawn edging along paths, driveways and flowerbeds. Adjustable work depth, total length 92 cm, Weight: 2.0 kg.



ORDER NUMBER **4180 740 5002**

ACCESSORIES: EDGE TRIMMER (REPLACEMENT BLADE)

(NOT PICTURED)

LENGTH 3.8 mm

ORDER NUMBER **4133 713 4102**

LENGTH 20 cm

ORDER NUMBER **4133 713 4101**

Ⓞ SUITABLE FOR ALL COMBIENGINES
 Ⓞ ONLY SUITABLE FOR COMBIENGINES WITH LOOP HANDLE (R)
 Ⓞ EXCLUDING CUTTING TOOL AND GUARD
 Ⓞ WEIGHT INCLUDES GUARD

FCS-KM STRAIGHT SHAFT EDGER^①

Straight shaft, robust Edge Trimmer. Adjustable working depth. Approved for all CombiEngines. Weight: 2.6 kg^②.



ORDER NUMBER **4180 740 5008**

FBD-KM GARDEN BED REDEFINER

For redefining and cleaning up garden beds. Recycles waste back into the garden.



ORDER NUMBER **4180 740 5001**

KB-KM BRISTLE BRUSH^②

Removes dirt from the deepest grooves and furrows. Stiff bristles, backward rotating brush, working width 60 cm, includes guard, total length 125 cm. Weight: 6.4 kg^②.



ORDER NUMBER **4601 740 4905**

KW-KM POWER SWEEP^②

Ideal for sweeping footpaths and roads. Rubber paddles, working width 60 cm, includes guard, total length 125 cm. Weight: 7.4 kg^②.



ORDER NUMBER **4601 740 4904**

FH-KM 145° SCRUB CUTTER^①

For cutting close to the ground and for low-spin mowing in very narrow spaces as well as in areas near traffic. Flexible adjustment mechanism, space-saving carrying position, bar length 25 cm, total length 126 cm. Weight: 2.2 kg.



ORDER NUMBER **4243 740 5006**

HL-KM 145° LONG-REACH HEDGETRIMMER^②

For demanding work on tall hedges and use close to the ground. The adjustment mechanism can be adjusted in increments, space-saving carrying position, total length 148 - 158 cm. Weight: 2.4 kg.



BAR LENGTH 50 cm
ORDER NUMBER **4243 740 5003**

HL-KM 0° LONG-REACH HEDGETRIMMER^②

Ideal for shaping high and wide hedges. Bar length 50 cm, total length 107 cm. Weight: 1.7 kg.



ORDER NUMBER **4243 740 5000**

RG-KM RECIPROCATOR^②

For cutting grass or weeds on difficult surfaces. Ideal for working on gravel or asphalt. Approved for KM 94 R, KM 111 R, KM 131 R and KMA 130 R.



ORDER NUMBER **4180 740 5006**

BG-KM BLOWER^①

Clears paths and open spaces of leaves and grass cuttings. High blowing power, total length: 89 cm. Weight: 1.8 kg.



ORDER NUMBER **4606 740 5000**

BF-KM PICK TINE^①

For aerating and cultivating soil. Working width 22 cm, includes guard, total length 100 cm. Weight: 4.1 kg.



ORDER NUMBER **4601 740 5000**

HT-KM POLE PRUNER^②


Cuts high branches with precision. Compact design, with integrated direction guide, bar length 30 cm, total length 126 cm. Weight: 1.3 kg.



ORDER NUMBER **4182 200 0212**

SP-KM HARVESTER^②

For easy harvesting of nuts, pistachios and olives. Two separately angled rakes, especially light, low vibration. Approved for KM 56 RC-E and KM 94 RC-E.



ORDER NUMBER **4249 740 5000**

① SUITABLE FOR ALL COMBIENGINES
② ONLY SUITABLE FOR COMBIENGINES WITH LOOP HANDLE (R)
③ EXCLUDING CUTTING TOOL AND GUARD
④ WEIGHT INCLUDES TOOL



ACCESSORIES: CURVED FLAT NOZZLE



ORDER NUMBER **4606 701 8301**

ANGLED GEARHEAD


For use with the HT-KM and HL-KM CombiTools (0° version).



ORDER NUMBER **4138 640 0201**

TIP PROTECTOR

Made of stainless steel. Protects the tips of the cutter from wear while working close to walls or the ground.



ORDER NUMBER **4237 792 9006**

RTS HARNESS

For prolonged use. Can be adjusted to the user's size, makes particularly effortless and ergonomic work possible. Can be used with the HT 75, HT 133, HTA 65, HTA 85, CombiEngines with HT-KM or HL-KM 145° (not KMA 130 R), HLA 65, HLA 85 and HLE 71.



ORDER NUMBER **0000 790 4400**

CARRY BAG

Perfect for transporting and storing the tool together with the FS-KM or HL-KM CombiTools. Suitable for KM 56 RC-E, KM 94 RC-E, KM 111 R, KM 131 R, HSA 56, HSA 66, HSA 86, HLA 56, HLA 65, BGA 85, BGA 100 and all CombiEngines with loop handle.



ORDER NUMBER **0000 881 0507**

RG-KM REPLACEMENT BLADES



SINGLE SET
ORDER NUMBER **4180 007 4100**

BULK 10 PACK
ORDER NUMBER **4180 713 4350**

SHAFT EXTENSIONS

Made of aluminium. For use with the HT-KM and HL-KM CombiTools. Extends range by 50 cm. Weight: 0.6 kg.

ORDER NUMBER **0000 710 7100**



Made of steel. For use with the HT-KM CombiTool. Extends range by 1 m. Weight: 1.4 kg.

ORDER NUMBER **4140 710 7131**



Made of carbon fibre. For use with the HT-KM and HL-KM CombiTools. Shaft extension 1 m, aluminium outer shaft, extra-light. Weight: 0.9 kg.

ORDER NUMBER **0000 710 7102**



NEW PROTECTIVE FOOT FOR KMA

For protecting the power tool and battery from direct contact with the ground.

For **KMA 80 R** and **KMA 120 R**
ORDER NUMBER **FA08 007 1001**



	Order Number	Displacement (cm ³)	Power Output (kW/hp)	Rated Voltage (V)	Weight (kg)	Sound Pressure Level [Ⓞ] (dB(A)) [Ⓞ]	Sound Power Level [Ⓞ] (dB(A)) [Ⓞ]	Vibration Level, left/right [Ⓞ] (m/s ²) [Ⓞ]	STIHL Engine (2-MIX/4-MIX®)/ STIHL Battery System	In Combination with BG-KM: Blowing Force (N)	In combination with BG-KM: Air throughput (m ³ /h) with Round Nozzle [Ⓞ]	In combination with BG-KM: Max. Air Speed (m/s)	Length to Coupling Sleeve (cm)	STIHL ErgoStart (E)	Automatic Decompression	Loop Handle	Harness
PETROL COMBIENGINES																	
KM 56 RC-E	4144 200 0214	272	0,8/1,1	-	4,3 [Ⓞ]	96	109	8,5/8,2	2-MIX	16	845	71	84	●	-	●	●
KM 94 RC-E	4149 200 0091	241	0,9/1,2	-	4,0 [Ⓞ]	95	110	8,2/7,9	2-MIX	16	845	71	90	●	-	●	●
KM 111 R	4180 200 0566	31,4	1,05/1,45	-	4,4 [Ⓞ]	99	109	7,2/6,4	4-MIX®	18	885	74	92	-	●	●	●
KM 131 R	4180 200 0589	36,3	1,4/1,9	-	4,4 [Ⓞ]	101	110	6,1/6,5	4-MIX®	21	965	81	92	-	●	●	●
BATTERY COMBIENGINE																	
KMA 80 R NEW	FA08 011 6800	-	-	36	3,1 [Ⓞ]	90	102	5,0/3,2	AK System	15	815	57	92	-	-	●	●
KMA 80 R SET NEW WITH AK 30 AND AL 101	FA08 200 0031	-	-	36	3,1 [Ⓞ]	91	102	5,0/3,2	AK System	15	815	57	92	-	-	●	●
KMA 120 R NEW	FA08 011 6820	-	-	36	3,5 [Ⓞ]	91	102	5,0/3,1	AP System	15	815	57	96	-	-	●	●
KMA 130 R	4867 011 6820	-	-	36	3,2 [Ⓞ]	91	102	5,0/5,0	AR System	15	815	67	92	-	-	●	●
KMA 135 R	FA02 011 6800	-	-	36	3,4 [Ⓞ]	91	102	5,0/3,7	AP System	15	812	68	96	-	-	●	●

● AS STANDARD
E - ERGOSTART
R - LOOP HANDLE

Ⓞ K FACTOR ACCORDING TO DIR. 2006/42/EC - 2,0 dB(A)
Ⓞ K FACTOR ACCORDING TO DIR. 2006/42/EC = 2 m/s²
Ⓞ MAXIMUM VALUES FOR COMBITOOLS THAT CAN BE USED

Ⓞ WEIGHT EXCLUDING FUEL
Ⓞ WEIGHT EXCLUDING BATTERY
Ⓞ IN BLOWER MODE

Ⓞ WITHOUT BLOWING SYSTEM/NOZZLE
Ⓞ PRICE EXCLUDING BATTERY AND CHARGER



MULTISYSTEM IN DETAIL



COMBINE ONE OF THE SEVEN MULTITOOLS AND YOU'RE READY TO GO.

TECHNOLOGY

- 01 ENGINE TECHNOLOGY WITH PAPER AIR FILTER**
The start-up sequence is made easier because the carburettor is equipped with a manual fuel pump. The accelerator pump ensures dynamic revving, while the paper filter reliably protects the engine against dust and dirt.
- 02 MULTI-FUNCTION HANDLE**
All the engine control functions are at your fingertips. This makes it easy and reliable to use.

COMFORT

- 03 TRANSPORT HANDLE**
Makes it easy to load the STIHL MultiSystem into and out of vehicles.
- 04 FOLDING FRAME**
Enables the STIHL MultiSystem to be quickly and easily folded up with a tool fitted, saving on space during transport and storage.

MULTIENGINE

- For a variety of tasks: for lawn care, soil cultivation and surface cleaning
- Powerful MultiEngine
- Can be combined with various MultiTools
- Folding frame for easy transportation



MM 56

27.2 cm³ • 0.85 kW/1.2 hp • 8.3 kg[Ⓞ]

For a very wide range of tasks in lawn maintenance, soil cultivation and surface cleaning. A wide range of STIHL MultiTools, folding frame for easy transport, simplified start-up sequence for comfortable starting, stop button, and paper air filter.



BF-MM included with MM 56



ORDER NUMBER 4604 011 5406



APPROPRIATE FUELS AND LUBRICANTS

CAN BE FOUND FROM PAGE 290

Order Number

Displacement (cm³)

Power Output (kW/hp)

Weight (kg)[Ⓞ]

Sound Pressure Level[Ⓞ] (dB(A))

Sound Power Level[Ⓞ] (dB(A))

Vibration Level, left/right[Ⓞ] (m/s²)

MULTIENGINES

Model	Order Number	Displacement (cm ³)	Power Output (kW/hp)	Weight (kg) [Ⓞ]	Sound Pressure Level [Ⓞ] (dB(A))	Sound Power Level [Ⓞ] (dB(A))	Vibration Level, left/right [Ⓞ] (m/s ²)
MM 56	4604 011 5406	27.2	0.85/1.2	8.3	94	102	4.1/5.1

[Ⓞ] WEIGHT EXCLUDING FUEL AND TOOL

[Ⓞ] K FACTOR ACCORDING TO DIR. 2006/42/EC = 2.0 dB(A)

[Ⓞ] K VALUE ACCORDING TO DIR. 2006/42/EC = 2 m/s²



MULTITOOLS AND ACCESSORIES

- Practical MultiTools for a huge range of tasks
- Switch between tools in no time



BF-MM PICK TINE

Breaks up heavy, loamy soil. Ideal for recultivating and loosening the soil, working width 22 cm. Weight: 2.0 kg.



ORDER NUMBER 4601740 4605

BK-MM BOLO TINE

Ideal for precision work. Spreads fine, sandy soil and crumbles large sods of earth, working width 22 cm. Weight: 2.0 kg.



ORDER NUMBER 4601740 4606

FC-MM LAWN EDGE TRIMMER[Ⓢ]

Cuts edges perfectly, penetrates deeply as far as the roots. Weight: 0.8 kg.



ORDER NUMBER 4601740 4603

RL-MM AERATOR[Ⓢ]


Improves root growth. Perforates the lawn surface to ensure optimal supply of nutrients and ventilation, working width 20 cm. Weight: 2.0 kg.



ORDER NUMBER 4601740 4600

MF-MM DETHATCHER^{Ⓞ*}

Removes moss and matted growth from the lawn surface, includes guard extension and apron, working width 50 cm. Weight: 8.3 kg.



*LARGER CENTRE DEFLECTOR (4601 710 8100) IS REQUIRED FOR DEFLECTOR EXTENSIONS

ORDER NUMBER **4601 740 4601**

KW-MM POWER SWEEP^{Ⓞ*}

Ideal for sweeping footpaths and roads. Removes dirt, sand, small stones and leaves. Excludes guard extension, working width 60 cm. Weight: 3.7 kg.



*LARGER CENTRE DEFLECTOR (4601 710 8100) IS REQUIRED FOR DEFLECTOR EXTENSIONS

ORDER NUMBER **4601 740 4604**

KB-MM BRISTLE BRUSH^{Ⓞ*}

Removes dirt from paved areas and uneven natural stone surfaces, includes guard extension, working width 60 cm. Weight: 4.2 kg.



*LARGER CENTRE DEFLECTOR (4601 710 8100) IS REQUIRED FOR DEFLECTOR EXTENSIONS

ORDER NUMBER **4601 740 4608**

WHEEL KIT

For MF-MM[Ⓞ], KW-MM[Ⓞ] and KB-MM[Ⓞ]. Allows the tool to be lifted slightly, thus reducing the resistance from friction when dethatching, brushing and sweeping. Better manoeuvrability.



ORDER NUMBER **4601 007 1008**

CULTIVATOR BLADE

Varies the working depth and speed when cultivating soil by slightly lifting and lowering the tool into and out of the soil.



ORDER NUMBER **4601 740 4800**

WEIGHT KIT

For BF-MM and BK-MM. A useful tool for cultivating and crumbling tasks. Increases the pressure on the tool for improved deep penetration into the ground.



ORDER NUMBER **4601 730 4500**

DEFLECTOR

Large deflector with RH and LH extensions for use with Dethatcher, Bristle Brush and Power Sweep attachments.



ORDER NUMBER **4601 710 8100**

WE HAVE THE RIGHT POWER TOOL. IT'S FOR YOU TO CHOOSE.

ROBOTIC MOWERS

➔ FROM PAGE 128

ACCESSORIES FOR ROBOTIC MOWERS

➔ FROM PAGE 137

BATTERY LAWNMOWERS

➔ FROM PAGE 140

ACCESSORIES FOR BATTERY LAWN MOWERS

➔ FROM PAGE 145

BATTERY SCARIFIER / DETHATCHER

➔ FROM PAGE 148



COMING SOON

iMOW® & iMOW® EVO

THE PERFECT LAWN. WITH INTELLIGENT MOWING.

THE NEW iMOW®

We have developed the next generation of STIHL robot mowers just for you - and they are redefining automatic lawn care. The iMOW® and iMOW® EVO models combine cutting-edge technology and modern design with proven STIHL quality - because we want you to be able to experience lawn care in a completely new way. You might be looking for a powerful mowing system, intelligent driving characteristics, efficient charge management or intuitive and comfortable operation via the MY iMOW® app - the many clever product features mean that the iMOW® is set to be your ideal and indispensable lawn care assistant. Enjoy more leisure time on your lawn - enjoy the new iMOW®!



PRODUCT HIGHLIGHTS AT A GLANCE

POWERFUL MOWING SYSTEM

with three free-swinging blades and electric cut-height adjustment

STEEP SLOPES

The iMOW® can operate on inclines of up to 40%.

SITUATIONAL DRIVING BEHAVIOUR

The iMOW® adapts its speed to the situation at hand for a perfect cut.

SMART DRIVE-HOME

The iMOW® chooses the direct route back to its docking station to save time and energy.

RAIN SENSOR

Depending on the selected sensitivity setting of its rain sensor, the iMOW® can pause the mowing process during precipitation to protect wet grass.

EASY & INTUITIVE OPERATION

Via the MY iMOW® app, control panel with voice output and LED strip.

CONNECTIVITY - WIFI & BLUETOOTH®

Allows for convenient, flexible control of your iMOW® robotic mower.

VOICE CONTROL

Your iMOW® can be integrated into your smart home system and conveniently operated by voice control.

SHORT ACTIVE MOWING TIMES

Short charging and mowing times allow you to enjoy more leisure time on your lawn.

PROGRAMMABLE MOWING TIMES

Automatic mowing plan to suit your lawn size.

ZONE MANAGEMENT

If necessary, you can divide your lawn into various zones, which can then be mown at different times.

QUIET AND UNOBTUSIVE

The mowing system of the iMOW® robotic lawn mower is optimised to reduce disruption, ensuring that the mower is quiet and unobtrusive when in use.

ROBUST DESIGN

Our robotic mowers are made with 100% STIHL quality - for 100% reliability.

EASY BLADE REPLACEMENT

Changing the blades is easy and can be done without tools.

OVER-THE-AIR UPDATES

Access the latest functions and adjustments with regular updates.

MODERN DESIGN

Making the mower an attractive sight in your garden.

AMBIENT LIGHT

Individually adjustable LED strips.

iMOW® ALARM

Protects your iMOW® - for example, by deterring would-be thieves from carrying off your robotic mower.

ULTRASOUND SENSORS

To protect your mower as it negotiates obstacles.

WIDE RANGE OF ACCESSORIES

Allowing you to get the most out of your iMOW® robotic mower.

EXCLUSIVELY WITH THE iMOW® EVO

STEEP SLOPES

The iMOW® EVO can operate on inclined gradients up to 45%. And with the optional iMOW® Upgrade Kit 10, it can even master slopes up to 60%.

CONNECTIVITY - WIFI & BLUETOOTH & MOBILE NETWORK

Facilitates flexible control of the iMOW® EVO robotic mower, even when you're not connected to your home wireless network.

LED MATRIX

For communication that's even more user-friendly.





NEW iMOW®



FOR LAWNS MEASURING UP TO 1,500 m²

iMOW® 5

ORDER NUMBER IA01 011 1405

FOR LAWNS MEASURING UP TO 3,000 m²

iMOW® 6

ORDER NUMBER IA01 011 1435

FOR LAWNS MEASURING UP TO 5,000 m²

iMOW® 7

ORDER NUMBER IA01 011 1465

This fully automatic robotic mower in a modern design cuts grass, shreds clippings, and fertilises in one work process. The new mowing system with three free-swinging blades, electric cut-height adjustment, situational speed adjustment and 40% incline capability ensure an outstanding mowing result and a clean cut. The intuitive operating concept facilitates simple control via the MY iMOW® app over wifi or Bluetooth®, the option to integrate your robotic mower into existing smart home systems, voice output on the device and visual communication via the LED strips on the front and rear of the machine. Among other features, the large 28 cm cutting width, of 0.45 m/s high travel speed, smart docking function and efficient charge management help to keep the robotic mower's active mowing times short. Customised plans can be created and the mowing process restricted to specific zones of your lawn via the MY iMOW® app, giving you great flexibility and lots of time to enjoy your garden. Delivery includes: iMOW® robotic mower, docking station, 4 pegs, 9 spare blades, iMOW® ruler.



NEW iMOW® EVO



FOR LAWNS MEASURING UP TO 1,500 m²

iMOW® 5 EVO

ORDER NUMBER IA01 011 1415

FOR LAWNS MEASURING UP TO 3,000 m²

iMOW® 6 EVO

ORDER NUMBER IA01 011 1445

FOR LAWNS MEASURING UP TO 5,000 m²

iMOW® 7 EVO

ORDER NUMBER IA01 011 1475

Fully automatic robotic mower in attractive design with extended range of functions compared to the iMOW® 5, 6 and 7 models. App control via the mobile network regardless of your location, plus the additional LED matrix for visual status communication make this model even more user-friendly and intuitive to operate. Among other features, the higher travel speed of 0.5 m/s enables shorter active mowing times and increased flexibility in using your garden. This feature allows up to three iMOW® EVO models to be installed on a single lawn, ensuring that the grass is cut within an even shorter time. The iMOW® EVO's incline capability of up to 45% can be increased to a maximum of 60% using the iMOW® Upgrade Kit 10, available as an accessory, further improving the mower's all-terrain capability on uneven lawns. Delivery includes: iMOW® EVO robotic mower, docking station, 4 pegs, 9 spare blades, iMOW® ruler.



iMOW® RMI SERIES

PROVEN QUALITY, PROVEN STIHL ROBOTIC MOWERS.

In addition to the new generation of iMOW® models, we also continue to offer our well-established RMI series. These mowers are especially suitable for smaller lawns and deliver impressively strong cutting performance, easy operation and compact design.

06 AN OVERVIEW ON EVERYTHING

07 RESPONDS TO THE WEATHER

05 SMART CONNECTIONS

08 AUTOMATIC MOWING

01 OBSTACLE RECOGNITION



04 OPTIMUM SPEED

02 EXCELLENT MOWING RESULT

03 ALL TERRAINS

TECHNOLOGY

01 MOVING HOOD WITH SENSORS

Sturdy for protection against weather and obstacles. Integrated sensors register contact with an object and initiate a change of direction.

02 MULCH MOWER UNIT

The Mulching Blade is stable and break-resistant. It ensures a precise cutting pattern even in thicker grass. Its direction of rotation changes automatically each time the blade stops, meaning that the blades wear evenly. The blades can be changed with no need for tools.

03 MAXIMUM GRADIENT CAPABILITY

Models in the RMI 6 Series can handle gradients up to 45%.

04 ADAPTIVE SLOPE SPEED

Constant automatic adaptation of the speed on uneven ground, with the aid of a slope sensor.



THE iMOW® APP MAKES LAWN MOWING SOMETHING YOU TAKE CARE OF WITH A FINGER TAP!

It turns the iMOW® robotic mower into an independent Smart Home system. Wherever you are, the app means you can use your tablet or smartphone to access your iMOW® C model. It features an intuitively designed interface via which you can view all the important functions and performance data for the robotic mower and make individual adjustments - all in real time.



COMFORT

05 MOBILE ACCESS VIA APP

Possible for all iMOW® robotic mowers with a C in their model name. You can use the iMOW® app on your smartphone or tablet to access your iMOW® robotic mower, set mowing times, request device data, or create mowing plans based on the weather report - wherever you are.

06 CONTROL CONSOLE

The control console is integrated into the housing of the iMOW® and has a bright LCD display. In models in the RMI 6 series, the control console is also detachable, for even more ease of operation.

07 INTEGRATED RAIN SENSOR

The integrated sensor detects rain and interrupts automatic mowing to protect the lawn. The mowing process is continued at a later point in time. If you would like your iMOW® robotic mower to mow the lawn even when it is raining, the sensitivity of the rain sensor can be adjusted or switched off entirely. In addition to the rain sensor, all iMOW® C models receive online weather forecasts^① and can adjust the mowing plan in response.

08 DYNAMIC MOWING PLAN

Within the specified time window and based on the size of the mowing area, the iMOW® robotic mower independently determines mowing times to achieve an optimum mowing result. The dynamic mowing plan function is optional and can be activated as required.



iMOW® RMI SERIES ROBOTIC MOWERS

- Fully automatic lawn mowing
- Intuitive operation
- Time work flexibly, whatever the weather



RMI 422 P



up to 1,500 m²

Fully automatic Robotic Mower for mid-sized lawn areas of up to 1,500 m². Cuts, shreds the cuttings, and fertilises as a mulch mower in one work process. Includes dock and iMOW®. Battery capacity 80 Wh, cutting width 20 cm.

ORDER NUMBER 6301 012 1408



RMI 522 C



up to 2,100 m² • Access via the iMOW® app

Fully automatic and compact robotic mower for mid-sized lawn areas of up to 2,100 m². Cuts grass, shreds clippings, and fertilises in one work step as a mulch mower, while also ensuring an excellent result and cutting pattern. Easy and convenient control via the iMOW® app. Battery capacity 104 Wh, cutting width 20 cm.

ORDER NUMBER 6305 011 1406



RMI 632 P



up to 4,000 m²

Fully automatic Robotic Mower for large lawn areas of up to 4,000 m². Cuts, shreds the cuttings, and fertilises as a mulch mower in one work process. Includes: docking station and iMOW®. Battery capacity 200 Wh, cutting width 28 cm.

ORDER NUMBER **6309 012 1416**



AN INSTALLATION KIT IS REQUIRED FOR INSTALLATION. COMPATIBLE ACCESSORIES

CAN BE FOUND **FROM PAGE 138**



ROBOTIC MOWERS

	Order Number	Maximum Lawn Area (m ²)	Maximum Gradient / Upgrade Kit (%)	Cutting Width (cm)	Cutting Height (mm)	Weekly Mowing Duration [Ⓞ] (h/per week)	Mowing time per battery charge to 80% / 100% (min)	Battery Type	Weight (kg) [Ⓞ]	Sound Power Level _{L_{WA}} (dB(A)) [Ⓞ]	Sound Pressure Level _{L_{pA}} (dB(A)) [Ⓞ]	Moving Hood with Sensors	Mulch Mower Unit	Removable Control Console	App Access	Adaptive Slope Speed	Dynamic Mowing Plan	Ambient light front and rear / LED mat	Bluetooth [®] + wifi / mobile network	Ultrasound sensors	iMOW [®] Team
RMI 422 P	6301 012 1408	1,500	40	20	20 - 60 (multi-level)	25	60/80	Lithium-ion	10	60	49	●	●	-	-	●	●	-/-	-/-	-	-
RMI 632 P	6309 012 1416	4,000	45	28	20 - 60 (multi-level)	40	40	Lithium-ion	10	60	48	●	●	-	-	●	●	-/-	-/-	-	-
iMOW[®] 5 NEW	IA01 011 1405	1,500	40	28	20 - 60 (multi-level)	75	35/65	Lithium-ion	14,5	61	48	●	●	●	●	●	●	●/●	●/●	●	-
iMOW[®] 5 EVO NEW	IA01 011 1415	1,500	45 / 55	28	20 - 60 (multi-level)	60	35/65	Lithium-ion	15	61	48	●	●	●	●	●	●	●/●	●/●	●	●
iMOW[®] 6 NEW	IA01 011 1435	3,000	40	28	20 - 60 (multi-level)	110	100/150	Lithium-ion	15	61	48	●	●	●	●	●	●	●/●	●/●	●	-
iMOW[®] 6 EVO NEW	IA01 011 1445	3,000	45 / 55	28	20 - 60 (multi-level)	90	100/150	Lithium-ion	15	61	48	●	●	●	●	●	●	●/●	●/●	●	●
iMOW[®] 7 NEW	IA01 011 1465	5,000	40	28	20 - 60 (multi-level)	160	155/230	Lithium-ion	15,4	61	48	●	●	●	●	●	●	●/●	●/●	●	-
iMOW[®] 7 EVO NEW	IA01 011 1475	5,000	45 / 55	28	20 - 60 (multi-level)	125	155/230	Lithium-ion	15,4	61	48	●	●	●	●	●	●	●/●	●/●	●	●

● AS STANDARD P = PERFORMANCE

Ⓞ POTENTIAL INSTALLATION COSTS (PERIMETER WIRE, CABLE ROUTING, ETC.) ARE NOT INCLUDED IN THE PRICE OF THE MOW*

Ⓞ UNDER IDEAL CONDITIONS (NO OBSTACLES, GEOMETRY OR SLOPES IN THE GARDEN), RELATED TO THE STATED MAXIMUM AREA

Ⓞ WEIGHT INCLUDING BATTERY

Ⓞ K-FACTOR IN ACCORDANCE WITH DIRECTIVE 2006/42/EC = 2,0 dB(A)

ACCESSORIES FOR ROBOTIC MOWERS

- Installation Kits
- Docking Stations
- Wheels



ACCESSORIES FOR NEW GEN iMOW® ROBOTIC MOWERS

NEW INSTALLATION KITS

Complete kits for marking the boundary of the active lawn area for your robotic mower.



iMOW® Installation Kit 1

Contains: 150m boundary wire (roll), Ø 3.4mm, 3 wire clips, 250 fixing pins, cable markers

ORDER NUMBER **IA00 007 1004**

iMOW® Installation Kit 2 Plus

Contains: 400m boundary wire (roll), Ø 3.4mm, 7 wire clips, 500 fixing pins, cable markers

ORDER NUMBER **IA00 007 1005**

iMOW® Installation Kit 3 Bio

Contains: 300m boundary wire (roll), Ø 3.4mm, 5 wire clips, 400 Bio fixing pins, cable markers

ORDER NUMBER **IA00 007 1006**

NEW FIXING PINS

Already included in the iMOW® Installation Kits 1 and 2 Plus, to secure the boundary wire in the lawn.



75 units

ORDER NUMBER **IA00 007 1000**

100 units

ORDER NUMBER **IA00 007 1010**

NEW BIO FIXING PINS

Biodegradable fixing pins for securing the boundary wire in the lawn. Bio fixing nails are already included with the iMOW® Installation Kit 3 Bio.



100 units

ORDER NUMBER **IA00 007 1001**

NEW PERIMETER WIRE

For marking off the lawn area on your robotic mower to work on. Included in delivery with all installation kits.



150 m (roll), Ø 3.4 mm

ORDER NUMBER **IA00 400 8600**

500 m (roll), Ø 3.4 mm

ORDER NUMBER **IA00 400 8601**

300 m (roll), Ø 5.5 mm

ORDER NUMBER **IA00 400 8610**



NEW
WIRE CONNECTOR KIT

For stable connections in boundary wire and guide wire. Wire clips are included in delivery for all installation kits.



10 units
ORDER NUMBER **IA00 007 1002**

50 units
ORDER NUMBER **IA00 007 1003**

NEW
iMOW® BASIC BLADES

Spare blades. Blades can be replaced easily and without using tools.



For iMOW® 5 / 5 EVO, 6 / 6 EVO, 7 / 7 EVO
Pack of 9
ORDER NUMBER **IA00 007 4201**

For iMOW® 5 / 5 EVO, 6 / 6 EVO, 7 / 7 EVO
Pack of 18
ORDER NUMBER **IA00 007 4202**

NEW
iMOW® FIXING KIT 1

For the easy repair of minor damage or breaks in boundary wire.



Contains 5m boundary wire, Ø 3.4 mm, 6 wire clips, 10 fixing nails
ORDER NUMBER **IA00 007 1007**

NEW
iMOW® UPGRADE KIT 10

Drive wheels for better all-terrain capability on uneven lawns and for managing inclines up to 60%.



Contains 2 traction wheels, 2 wheel weights
For iMOW® 5 EVO, 6 EVO, 7 EVO
ORDER NUMBER **IA00 007 4700**

NEW
iMOW® CHARGE ADAPTER



ORDER NUMBER **IA00 400 5500**

NEW
WALL HOLDER

For convenient, compact storage of your robotic mower, docking station and charger. Delivery includes mounting materials for securing holder to the wall.



For iMOW® 5 / 5 EVO, 6 / 6 EVO, 7 / 7 EVO
ORDER NUMBER **IA00 500 2300**

NEW
SUN CANOPY

Optional protection for your robotic mower against strong sunlight, other weather effects and dirt.



For iMOW® 5 / 5 EVO, 6 / 6 EVO, 7 / 7 EVO
ORDER NUMBER **IA00 780 4300**

ACCESSORIES FOR RMI SERIES ROBOTIC MOWERS

INSTALLATION KIT S

Contains: Ø 3.4 mm Perimeter Wire, 150 m (roll), 150 Fixing Nails, 3 Wire Clips.



ORDER NUMBER **6909 007 1023**

INSTALLATION KIT L

Contains: Ø 3.4 mm Perimeter Wire, 2 x 200 m (roll), 375 Fixing Nails, 7 Wire Clips.

ORDER NUMBER **6909 007 1029**

AFN 075

Fixing nails for securing the Perimeter Wire, 75-piece pack.



ORDER NUMBER **6301 007 1011**

PERIMETER WIRE

Perimeter Wire for installation.



ARB 151 150 m (roll), Ø 3.4 mm
ORDER NUMBER **0000 400 8633**

ARB 501 500 m (roll), Ø 3.4 mm
ORDER NUMBER **0000 400 8626**

ARB 300 HEAVY DUTY WIRE

Robust perimeter wire for defining the iMOW® mowing area. Consists of 300m of coiled wire, 5.5mm thickness and suitable for distances of up to 500m.



300 m (roll), Ø 5.5 mm

ORDER NUMBER 0000 400 8615

ADV 010

Wire clips for connecting the perimeter wire, 10-piece pack.



ORDER NUMBER 6909 007 1091

RMI 422 & RMI 522 BLADE

ORDER NUMBER 6301 702 0101



RMI 632 BLADE

ORDER NUMBER 6309 702 0102



RMI 422 & RMI 522 DISC

ORDER NUMBER 6301 760 9701



RMI 632 DISC

ORDER NUMBER 6909 760 9700



TRACTION WHEELS

Drive wheel for improved all-terrain suitability, 2 pieces.



ART 220 for the RMI 4 and RMI 5 series

ORDER NUMBER 6909 700 0425

ART 240 for the RMI 6 series

ORDER NUMBER 6909 700 0412

AVS 100

Heavy front wheels for particularly undulating terrain. For RMI 422.0 P and RMI 632.0 P - not for the newer models



ORDER NUMBER 6909 007 1052

AVS 101 FRONT WHEEL WEIGHTS

Additional weights for securing to the front wheels of the robotic mower. Helps to deal with particularly bumpy terrain. Suitable for the RMI 422 P and up, RMI 5 and RMI 632 P.



ORDER NUMBER 6909 710 0800

AKM 100 SMALL-AREA MODULE SET (NOT PICTURED)

For mowing areas <100 m² or with a wire length of <175 m, the AKM 100 Accessories need to be installed together with the perimeter wire.

ORDER NUMBER 6909 007 1089

DOCKING STATION

Additional Docking Station for charging the Batteries, can be positioned within or outside the lawn area.



ADO 401 for the RMI 4 series and RMI 5 series

ORDER NUMBER 6909 430 9623

ADO 601 for the RMI 6 series

ORDER NUMBER 6909 430 9628

AIP 602

Protect sun canopy for the Docking Station, as optional sun protection for the Robotic Mower. With integrated folding mechanism.



ORDER NUMBER 6909 780 5401



LAWN MOWERS IN DETAIL



TECHNOLOGY

- 01 DIRECT DRIVE**
Ensures efficient energy usage and therefore greater area capacity per battery charge.
- 02 FLOW-OPTIMISED BLADE**
Only circulates the required amount of air. The minimised resistance enables longer battery life. An integrated target bending position protects the crankshaft against damage.
- 03 ECO MODE**
When activated, automatically adapts the speed of the engine to the actual power required, for lower energy consumption and more mowing capacity per battery charge.
- 04 CENTRAL CUT-HEIGHT ADJUSTMENT**
Spring mounting means that your preferred cut-height can be easily adjusted in just a few steps. A scale shows the current height.

COMFORT

- 05 COMFORT HANDLEBAR**
The comfort handlebar guarantees easy handling while mowing lawns and removing the grass catcher box. The handlebar can be folded to save space during storage and transport. The handlebar can be adapted to the user's height without the need of tools.
- 06 FOLDING GRASS CATCHER BOX WITH FILL-LEVEL DISPLAY**
The folding mechanism makes opening and emptying very easy. The airflow during mowing directs the cuttings into the grass catcher box and ensures dense filling. The slats in the basket direct the air onto the ground at the sides, meaning that the user and lawn mower are protected against dirt being swirled up. The fill-level display indicates when it is time for emptying.

BATTERY LAWN MOWERS

- For hobby gardeners, home owners and contractors
- Low-noise and zero-emissions work thanks to STIHL Lithium-ion Batteries
- Very agile and easy to manoeuvre
- Cable-free and flexible lawn mowing



RMA 235



36 V · 14.0 kg^①

Lightweight, easy-to-manoeuve Battery Lawnmower with a 33 cm cutting width for small areas of lawn. With automatic speed control, and flow-optimised blade for longer Battery life. Central cut-height adjustment. Folding bar with 2-setting height adjustment. Including folding 30-litre Grass Catcher Box with fill-level indicator.

RMA 235 EXCLUDING BATTERY AND CHARGER
ORDER NUMBER **6311 011 1407**

RMA 235 SET WITH AK 20 AND AL 101
ORDER NUMBER **6311 200 0052**

AKI
SYSTEM

AK 20



SUITABLE BATTERIES AND OTHER ACCESSORIES

CAN BE FOUND **FROM PAGE 10**





NEW
RMA 239



36 V • 15.0 kg^①

Lightweight, manoeuvrable battery lawn mower with a 37 cm cutting width for small to medium-sized areas of lawn. With flow-optimised blade, central cut-height adjustment as well as 2-setting height-adjustable folding comfort handlebar. Includes folding 40-litre grass catcher box with fill-level indicator.

RMA 239 EXCLUDING BATTERY & CHARGER

ORDER NUMBER **6320 011 1432**

RMA 239 SET WITH AK 20 AND AL 101

ORDER NUMBER **6320 011 1465**



WHILE STOCKS LAST
RMA 339



36 V • 16 kg^①

Lightweight, manoeuvrable Battery Lawnmower with a 37 cm cutting width for small to medium-sized areas of lawn. With automatic speed control, and flow-optimised blade for longer Battery life. Central cut-height adjustment as well as height-adjustable and folding comfort handlebar. Including folding 40-litre Grass Catcher Box with fill-level indicator.

RMA 339 EXCLUDING BATTERY AND CHARGER

ORDER NUMBER **6320 011 1416**

RMA 339 SET WITH AK 30 AND AL 101

ORDER NUMBER **6320 011 1445**



NEW
RMA 239 C



36 V • 15.0 kg^①

Lightweight, manoeuvrable battery lawn mower with a 37 cm cutting width for small to medium-sized areas of lawn. With flow-optimised blade, central cut-height adjustment as well as the addition of the unique STIHL Mono-Handle system to add more convenience and comfort. Includes folding 40-litre grass catcher box with fill-level indicator.

RMA 239 C EXCLUDING BATTERY & CHARGER

ORDER NUMBER **6320 011 1435**

RMA 239 C SET WITH AK 30 AND AL 101

ORDER NUMBER **6320 200 0076**



WHILE STOCKS LAST
RMA 339 C



36 V • 18.0 kg^①

The RMA 339 C is an addition to our AK System Battery Lawnmower range. It has all the same features and performance that we know already from the RMA 339 but with the addition of the unique STIHL Mono-Handle system. The Mono-Handle feature adds convenience and comfort to the RMA 339 C. It offers improved access to the grass catcher, increased operator control and ergonomics and three height positions to suit any operator. The RMA 339 C is a premium Battery Lawnmower for the smaller domestic gardens.

RMA 339 C EXCLUDING BATTERY AND CHARGER

ORDER NUMBER **6320 011 1420**

RMA 339 C SET WITH AK 30 AND AL 101

ORDER NUMBER **6320 200 0084**





RMA 460



36 V • 26.0 kg^⓪

Efficient Battery Lawnmower with a 46 cm cutting width for medium-sized areas of lawn. Central cut-height adjustment and 3-setting height-adjustable bar for comfortable work. Including 60-litre Grass Catcher Box with fill-level indicator.

RMA 460 EXCLUDING BATTERY AND CHARGER

ORDER NUMBER **6368 011 1402**

RMA 460 SET WITH AK 30 AND AL 101

ORDER NUMBER **6368 200 0040**



RMA 460 V



36 V • 28.0 kg^⓪

Efficient cordless lawn mower with a 46 cm cutting width for medium-sized areas of lawn. With automatic speed control, central cut-height adjustment, electric Vario wheel drive and 3-setting height-adjustable bar for comfortable work. Including 60-litre grass catcher box with fill-level indicator.

RMA 460 V EXCLUDING BATTERY AND CHARGER

ORDER NUMBER **6368 011 1412**

RMA 460 V SET WITH AK 30 AND AL 101

ORDER NUMBER **6368 200 0042**



RMA 443 C



36 V • 23.0 kg^⓪

Easy-to-manoeuvre Battery Lawnmower with a 41 cm cutting width for medium-sized areas of lawn. With automatic speed control, and flow-optimised blades for longer Battery life. Central cut-height adjustment, connectable front wheel drive, and height-adjustable and folding comfort handlebar to make work easier. Including folding 55-litre Grass Catcher Box with fill-level indicator. Including two active Battery slots for serial discharge.

RMA 443 C EXCLUDING BATTERY AND CHARGER

ORDER NUMBER **6338 011 1412**





RMA 448 VC



36 V • 24.0 kg ^⓪

Powerful Battery Lawnmower with a 46cm cutting width for medium-sized areas of lawn. Central cut-height adjustment as well as height-adjustable unfolding comfort handlebar. With flow-optimised blade for longer battery life. Electric Vario wheel drive for comfortable work. The maximum working speed can be adjusted using a lever on the comfort handlebar, with six levels available. Including folding 55 litre grass catcher box with fill-level indicator.

RMA 448 VC EXCLUDING BATTERY AND CHARGER
ORDER NUMBER **6358 011 1430**



RMA 510 V



36 V • 33.0 kg ^⓪

Efficient Self Propelled Battery Lawnmower with a 51 cm cutting width for medium-sized areas of lawn. Central cut-height adjustment, electric Vario wheel drive and folding bar with 3-setting height adjustment for comfortable work. Including 75-litre grass catcher box with fill-level indicator.

RMA 510 V EXCLUDING BATTERY AND CHARGER
ORDER NUMBER **6372 011 1412**



RMA 510



36 V • 28.0 kg ^⓪

Robust Battery Lawnmower with large cutting width and 4-in-1 function: mowing, mulching, catching, and side ejection. Central cut-height adjustment. Automatic speed control as well as directly driven blade ensure longer Battery life. Robust sheet steel housing, height-adjustable handlebar with soft handle, 75 litre textile grass collection box, cutting width 51 cm.

RMA 510 EXCLUDING BATTERY AND CHARGER
ORDER NUMBER **6372 011 1402**



RMA 765 V



36 V • 44.0 kg ^⓪

Powerful professional Battery Lawnmower with 63 cm cutting width and a 2-blade mower unit for large areas of lawn. With flow-optimised blades for longer Battery life. Wheel-controlled cut-height adjustment, pivoting front wheels, electric Vario wheel drive, and height-adjustable and folding comfort handlebar to make work easier. Including 80-litre Grass Catcher Box with fill-level indicator.

RMA 765 V EXCLUDING BATTERY AND CHARGER
ORDER NUMBER **6392 011 1407**

RMA 765 V SET WITH AR 3000 L, CABLE, AP ADAPTER AND AL 500
ORDER NUMBER **6392 200 0004**

**ACCESSORIES:
ADA 700
DOUBLE
BATTERY SLOT
ADAPTER**



SEE PAGE 145



ACCESSORIES FOR BATTERY LAWN MOWERS

- Extension set for mulching and catching
- Equipment for making work easier
- Protective devices



ADA 700

Double Battery Slot Adapter for use of two AP Batteries, for RMA 765 V. AP Batteries not included in the scope of delivery.

ORDER NUMBER **6909 400 9401**



MULCHING KIT

Mulching Kit with multi-blade and Mulching Attachment

AMK 039 For models with a cutting width of 37 cm

ORDER NUMBER **6909 007 1081**

AMK 043 For models with a cutting width of 41 cm

ORDER NUMBER **6909 007 1083**

AMK 065 For RMA 765 V

ORDER NUMBER **6909 007 1063**

AMK 448 For STIHL series 4 Battery Lawnmowers with a 46 cm cutting width

ORDER NUMBER **6909 007 1039**



BATTERY LAWNMOWERS		Order Number	Lawn Areas up to ... (m ²)	Cutting Width (cm)	Cutting Height (mm)	Mulching Function	Grass Catcher Box (l)	Drive (km/h)	Battery Type	Working Speed (rpm)	Weight (kg)	Guaranteed Sound Power Level L _{WA} (dB(A))	Measured Sound Pressure Level L _{pA} (dB(A))	Sound Pressure Level Uncertainty Factor K _{pA} (dB(A))	Vibration Level a _{hw} (m/s ²)	Uncertainty Factor K [⊙] (m/s ²)	Eco-mode	Comfort handlebar	Folding Grass Catcher Box	Central Cut-height Adjustment	Flow-optimised Blade
RMA 235		6311 011 1407	-	33	25 - 65 (5x, central)	-	30	-	AK Battery	3,400	1,40 [⊙]	89	76	2	1,80	0,90	● ⊙	-	●	●	●
RMA 235 SET WITH AK 20 AND AL 101		6311 200 0052	250 [⊙]	33	25 - 65 (5x, central)	-	30	-	AK Battery	3,400	1,40 [⊙]	89	76	2	1,80	0,90	● ⊙	-	●	●	●
RMA 239 NEW		6320 011 1432	-	37	30 - 70 (5x, central)	○	40	-	AK Battery	3,350	1,40 [⊙]	91	76	2	1,40	0,70	-	-	●	●	●
RMA 239 SET NEW WITH AK 20 AND AL 101		6320 011 1465	250 [⊙]	37	30 - 70 (5x, central)	○	40	-	AK Battery	3,350	1,52 [⊙]	91	76	2	1,40	0,70	-	-	●	●	●
RMA 239 C NEW		6320 011 1435	-	37	30 - 70 (5x, central)	○	40	-	AK Battery	3,350	1,50 [⊙]	91	76	2	1,40	0,70	-	-	●	●	●
RMA 239 C SET NEW WITH AK 20 AND AL 101		6320 200 0076	250 [⊙]	37	30 - 70 (5x, central)	○	40	-	AK Battery	3,350	1,62 [⊙]	91	76	2	1,40	0,70	-	-	●	●	●
RMA 339		6320 011 1416	-	37	30 - 70 (5x, central)	○	40	-	AK Battery	3,350	1,40 [⊙]	90	76	2	1,60	0,80	●	-	●	●	●
RMA 339 SET WITH AK 30 AND AL 101		6320 011 1445	270 [⊙]	37	30 - 70 (5x, central)	○	40	-	AK Battery	3,350	1,72 [⊙]	90	76	2	1,60	0,80	●	-	●	●	●
RMA 339 C		6320 011 1420	-	37	30 - 70 (5x, central)	○	40	-	AK Battery	3,350	1,80 [⊙]	90	76	2	1,60	0,80	●	-	●	●	●
RMA 339 C SET WITH AK 30 AND AL 101		6320 200 0084	270 [⊙]	37	30 - 70 (5x, central)	○	40	-	AK Battery	3,350	1,80 [⊙]	90	76	2	1,60	0,80	●	-	●	●	●
RMA 460		6368 011 1402	-	46	35 - 90 (7x, central)	●	60	-	AK Battery	3,200	2,90 [⊙]	96	85	3	1,40	0,70	●	-	-	●	-
RMA 460 SET WITH AK 30 AND AL 101		6368 200 0040	350 [⊙]	46	35 - 90 (7x, central)	●	60	-	AK Battery	3,200	2,90 [⊙]	96	85	3	1,40	0,70	●	-	-	●	-
RMA 460 V		6368 011 1412	-	46	35 - 90 (8x, central)	●	60	V/1-4,5	AK Battery	3,200	2,80 [⊙]	96	85	3	1,40	0,70	●	-	-	●	-
RMA 460 V SET WITH AK 30 AND AL 101		6368 200 0042	300 [⊙]	46	35 - 90 (8x, central)	●	60	V/1-4,5	AK Battery	3,200	2,80 [⊙]	96	85	3	1,40	0,70	●	-	-	●	-

● AS STANDARD
○ CAN BE RETROFITTED
(ACCESSORIES)

MODEL DESIGNATIONS
C - COMFORT FEATURES
V - VARIO DRIVE

⊙ AREA COVERAGE PER BATTERY CHARGE IN OPTIMUM CONDITIONS. IN ADDITION TO THE TYPE OF BATTERY USED, OTHER FACTORS INFLUENCE THE ACTUALLY ACHIEVABLE AREA COVERAGE, SUCH AS THE LAWN SURFACE PROPERTIES (OBSTACLES, GEOMETRY), GRASS HEIGHT AND MOISTURE LEVEL, THE WORKING SPEED, MULCHING, ETC. THE AREA COVERAGE CAN BE INCREASED BY RECHARGING OR USING MULTIPLE RECHARGEABLE BATTERIES.

⊙ WEIGHT EXCLUDING BATTERY
⊙ WEIGHT INCLUDING BATTERY AND EXCLUDING CHARGER
⊙ K_v/K_u UNCERTAINTY FACTORS IN ACCORDANCE WITH DIR. 2006/42/ECRS

⊙ ECO MODE CANNOT BE SWITCHED OFF IN THE RMA 235
⊙ PRICE EXCLUDES BATTERY AND CHARGER

Order Number

Lawn Areas up to ... (m²)

Cutting Width (cm)

Cutting Height (mm)

Mulching Function

Grass Catcher Box (l)

Drive (km/h)

Battery Type

Working Speed (rpm)

Weight (kg)

Guaranteed Sound Power Level L_{WA} (dB(A))Measured Sound Pressure Level L_{pA} (dB(A))Sound Pressure Level Uncertainty Factor K_{pA} (dB(A))Vibration Level a_{hw} (m/s²)Uncertainty Factor K[⊙] (m/s²)

Eco-mode

Comfort handlebar

Folding Grass Catcher Box

Central Cut-height Adjustment

Flow-optimised Blade

BATTERY LAWNMOWERS

RMA 443 C	6338 0111 1412	-	41	25 - 75 (6x, central)	⊙ 55	-	AP Battery	3,150	21.0 ⊙	92	78	2	1.40	0.70	●	●	●	●	●
RMA 448 VC	6358 0111 1430	-	46	25 - 75 (6x, central)	-	55	V/2-4.5	AP Battery	3,150	24.0 ⊙	95	82	2	1.80	0.90	●	●	●	●
RMA 510	6372 0111 1402	-	51	25 - 100 (7x, central)	● 75	-	AP Battery	3,200	28.0 ⊙	92	81	3	1.60	0.80	●	-	-	●	-
RMA 510 V	6372 0111 1412	-	51	25 - 100 (8x, central)	● 75	V/1-4.5	AP Battery	3,200	31.0 ⊙	92	81	3	1.60	0.80	●	-	-	●	-
RMA 765 V	6392 0111 1407	-	63	25 - 100 (8x, single-wheel)	⊙ 80	V/0-6	AP Battery	3,300	44.0 ⊙	93	84	3	1.40	0.70	●	●	-	-	●
RMA 765 V SET WITH AR 3000 L CABLE, AP ADAPTER AND AL 500	6392 200 0004	3,100 ⊙	63	25 - 100 (8x, single-wheel)	⊙ 80	V/0-6	AP Battery	3,300	44.0 ⊙	93	84	3	1.40	0.70	●	●	-	-	●

● AS STANDARD
⊙ CAN BE RETROFITTED
(ACCESSORIES)

MODEL DESIGNATIONS
C - COMFORT FEATURES
V - VARIO DRIVE

⊙ AREA COVERAGE PER BATTERY CHARGE IN OPTIMUM CONDITIONS. IN ADDITION TO THE TYPE OF BATTERY USED, OTHER FACTORS INFLUENCE THE ACTUALLY ACHIEVABLE AREA COVERAGE, SUCH AS THE LAWN SURFACE PROPERTIES (OBSTACLES, GEOMETRY), GRASS HEIGHT AND MOISTURE LEVEL, THE WORKING SPEED, MULCHING, ETC. THE AREA COVERAGE CAN BE INCREASED BY RECHARGING OR USING MULTIPLE RECHARGEABLE BATTERIES.

⊙ WEIGHT EXCLUDING BATTERY
⊙ WEIGHT INCLUDING BATTERY AND EXCLUDING CHARGER
⊙ K_{PA}/K UNCERTAINTY FACTORS IN ACCORDANCE WITH DIR.
2006/42/ECRS

⊙ ECO MODE CANNOT BE SWITCHED OFF IN THE RMA 235
⊙ PRICE EXCLUDES BATTERY AND CHARGER

BATTERY SCARIFIER / DETHATCHER

- For home users
- For removing lawn thatch and moss
- To improve lawn quality
- Easy to manoeuvre



RLA 240



36 V • 15.0 kg^①

Compact Battery Scarifier / Dethatcher for scarifying and combing smaller areas of lawn. Central adjustment of the working depth using a rotary switch on the housing, handlebar with 4-setting height adjustment, 34cm working width, 16 blades. Including an aerator roller and 50 litre grass catcher box. For more information on features and technical details, see page 149.

RLA 240 EXCLUDING BATTERY AND CHARGER

ORDER NUMBER **6291 011 6600**

RLA 240 SET WITH AK 30 AND AL 101

ORDER NUMBER **6291 200 0008**

AK III
SYSTEM
AK 30





Order Number

Lawn Areas up to ... (m²)

Working Width (cm)

Working depth range (mm)

Catcher box

Battery Type

Rated output (W) / rated speed (rpm)

Weight (kg)

Guaranteed Sound Power Level L_{WA} (dB(A))

Measured Sound Pressure Level L_{pA} (dB(A))

Sound Pressure Level Uncertainty Factor K_{pA} (dB(A))

Vibration Level ahw (m/s²)

Uncertainty Factor K (m/s²)

Working depth adjustment on the handlebar/housing

Aerator roller

BATTERY LAWN SCARIFIER / DETHATCHER															
RLA 240	6291 011 6600	-	34	-7.5 to +7.5 central, infinitely variable	●	AK Battery	900 / 3,650	15.0 [Ⓞ]	92	75	3	4.8	2.4	- / ●	●
RLA 240 SET WITH AK 30 AND AL 101	6291 200 0008	-	34	-7.5 to +7.5 central, infinitely variable	●	AK Battery	900 / 3,650	16.0 [Ⓞ]	92	75	3	4.8	2.4	- / ●	●

Ⓞ WEIGHT EXCLUDING BATTERY

Ⓢ WEIGHT INCLUDING BATTERY, EXCLUDING CHARGER





TAME THE WILDERNESS WITH EASE.

PETROL DRIVEN LINETRIMMERS

➔ FROM PAGE 153

PETROL DRIVEN BRUSHCUTTERS

➔ FROM PAGE 155

PETROL DRIVEN CLEARING SAWS

➔ FROM PAGE 158

BATTERY LINETRIMMERS AND BRUSHCUTTERS

➔ FROM PAGE 159

ELECTRIC LINETRIMMERS

➔ FROM PAGE 165

ACCESSORIES FOR BRUSHCUTTERS AND CLEARING SAWS

➔ FROM PAGE 166

CUTTING TOOLS AND MOWING LINES

➔ FROM PAGE 172

ACCESSORIES FOR CUTTING TOOLS

➔ FROM PAGE 180



BRUSHCUTTERS AND CLEARING SAWS IN DETAIL



TECHNOLOGY

01 STIHL 2-MIX ENGINE

The STIHL 2-MIX engine is both powerful and economical. Separating the exhaust emissions from the unburnt gas minimises flushing losses, thereby increasing power output while reducing consumption.

02 STIHL M-TRONIC (M)



When cold starting with STIHL M-Tronic, you only need one start position on the combi-lever. After starting, you can immediately power up to full speed. The amount of fuel required is precisely calculated by the system and supplied as needed. Otherwise, start in position I as usual.

COMFORT

03 STIHL ERGOSTART (E)

Ensures comfortable and effortless starting, without needing to jerk the cord – the spring between the start-up pulley and the crankshaft does the work during start-up.

04 STIHL ANTI-VIBRATION SYSTEM

Makes the tool comfortable to use. Buffer and spring elements reduce the transfer of engine vibrations. Available as standard as a 1-point version and from the FS 311 also as a 4-point version.

05 MULTI-FUNCTION HANDLE

Easy and reliable operation: all the engine control functions, including the ECOSPEED partial load function, can be controlled with just one hand.

PETROL-DRIVEN LINETRIMMERS FOR TRIMMING GRASS

- Powerful entry-level tools for home users
- For mowing small areas of grass
- For trimming lawn edges
- Easy to start
- With curved or straight shaft



FS 38

27.2 cm³ • 0.65 kW/0.9 hp • 4.1 kg[Ⓞ]

Lightest Linetrimmer in the STIHL range. Ideal for trimming grass edges. Multi-function handle, round handle, retrofittable with STIHL ElastoStart.



ORDER NUMBER 4140 012 2365

FS 45 C-E

27.2 cm³ • 0.75 kW/1.0 hp • 4.3 kg[Ⓞ]

Light weight Linetrimmer ideal for trimming grass edges. Multi-function loop handle, STIHL ErgoStart for exceptionally easy starting.



ORDER NUMBER 4140 012 2370

Ⓞ WEIGHT EXCLUDING FUEL, CUTTING TOOL AND GUARD



FS 55 RC-E

27.2 cm³ • 0.75 kW/1.0 hp • 4.4 kg[Ⓞ]

For comfortable operation where space is limited. Multi-function handle, loop handle, 2-MIX Engine, basic harness.



ORDER NUMBER 4140 200 0594

FS 55 C-E

27.2 cm³ • 0.75 kW/1.0 hp • 4.9 kg[Ⓞ]

Powerful Linetrimmer with comfortable operation, even where space is limited. STIHL ErgoStart, multi-function controls with bike handle, full harness.



ORDER NUMBER 4140 200 0596



APPROPRIATE FUELS AND LUBRICANTS

SEE FROM PAGE 290

PETROL-DRIVEN BRUSHCUTTERS FOR LANDSCAPE MAINTENANCE

- Very robust, powerful and high-torque
- For mowing large areas of long grass
- For clearing weeds
- For tree cultivation
- Also for overgrown thickets and bushes



FS 70 R

27.2 cm³ • 0.9 kW/1.2 hp • 4.7 kg[Ⓞ]

Extremely robust 0.9 kW brushcutter with all-round grip and 2-MIX engine. Grass cutting blade 4-winged for large-scale mowing in tough grass. Also for thinner bushes or reeds. Tool comes with an AutoCut 25-2 head on it as standard.



ORDER NUMBER **4144 200 0229**



APPROPRIATE FUELS AND LUBRICANTS

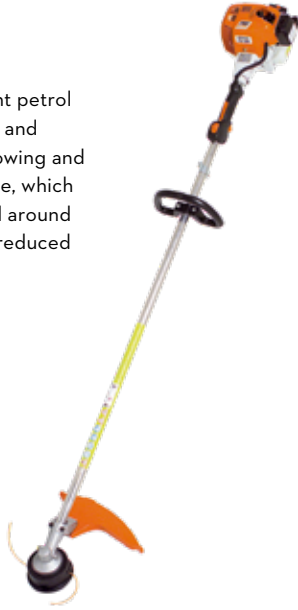
SEE **FROM PAGE 290**



FS 85 R

25.4 cm³ • 0.95 kW/1.3 hp • 5.0 kg^①

Powerful, efficient and lightweight petrol Brushcutter for serious domestic and commercial trimming, edging, mowing and clearing applications. Loop handle, which allows it to be easily manoeuvred around obstacles. ElastoStart allows for reduced starting effort.




ORDER NUMBER 4137 200 0333

FS 94 RC-E

24.1 cm³ • 0.9 kW/1.2 hp • 4.6 kg^①

Lightest Brushcutter in this category. STIHL 1-point Anti-vibration System, ErgoStart, loop handle, control handle with ECOSPEED partial load function, 2-MIX Engine, straight shaft, shoulder strap.



ORDER NUMBER 4149 200 0086

FS 85

25.4 cm³ • 0.95 kW/1.3 hp • 5.3 kg^①

Powerful, efficient and lightweight petrol Brushcutter for serious domestic and commercial trimming, edging, mowing and clearing applications.



ORDER NUMBER 4137 200 0332

FS 94 C-E

24.1 cm³ • 0.9 kW/1.2 hp • 4.9 kg^①

The most lightweight Brushcutter in this segment. STIHL 1-point Anti-vibration System, STIHL ErgoStart, bike handle, engine controls with ECOSPEED partial load function, 2-MIX Engine, straight shaft, double shoulder harness.



ORDER NUMBER 4149 200 0087



C IN THE PRODUCT NAME STANDS FOR COMFORT FEATURE

Many STIHL tools are standard-fitted with special comfort features, which can be identified by the C in the product name, e.g. FS 460 C-EM. The E stands for the STIHL ErgoStart, and the M for M-Tronic.

FS 250 R

40.2 cm³ • 1.6 kW/2.2 hp • 6.0 kg[Ⓞ]

Powerful Brushcutter for forestry, arboriculture, and heavy-duty lawn maintenance.



ORDER NUMBER **4134 200 0427**

FS 250

40.2 cm³ • 1.6 kW/2.2 hp • 6.3 kg[Ⓞ]

For tough, large-scale mowing work. STIHL 1-point Anti-vibration System, STIHL ElastoStart, multi-function handle, bike handle, tool-free handle adjustment.



ORDER NUMBER **4134 200 0381**

R = LOOP HANDLE

Ⓞ WEIGHT EXCLUDING FUEL,
CUTTING TOOL AND GUARD



PETROL-DRIVEN CLEARING SAWS

- Comfortable, durable and powerful professional tools
- For forestry work, landscaping and road maintenance
- For removing scrub and rampant overgrowth
- For mowing large areas
- For shredding and sawing jobs in the forest

FS 361 C-EM



37.7 cm³ • 1.7 kW/2.3 hp • 8.6 kg[Ⓢ]

For mowing tough grass. STIHL 4-point anti-vibration system, STIHL ErgoStart, multi-function handle, bike handle, tool-free handle adjustment, STIHL 2-MIX engine, STIHL M-Tronic, with ADVANCE PLUS universal harness.



ORDER NUMBER 4147 200 0421

FS 461 C-EM



45.6 cm³ • 2.2 kW/3.0 hp • 8.7 kg[Ⓢ]

For work in challenging areas of tough grass. STIHL 4-point anti-vibration system, STIHL ErgoStart, multi-function handle, bike handle, tool-free handle adjustment, STIHL 2-MIX engine, STIHL M-Tronic. With ADVANCE PLUS universal harness.




FS 461 WITH ADVANCE PLUS UNIVERSAL HARNESS
ORDER NUMBER 4147 200 0378

FS 561 C-EM



57.1 cm³ • 2.8 kW/3.8 hp • 10.2 kg[Ⓢ]

The most powerful STIHL clearing saw. STIHL 4-point anti-vibration system, STIHL ErgoStart, multi-function handle, bike handle, tool-free handle adjustment, STIHL 2-MIX engine, STIHL M-Tronic, straightforward start logic, stop button, with ADVANCE PLUS universal harness.



ORDER NUMBER 4148 200 0160



**PERSONAL PROTECTIVE EQUIPMENT
FOR USE WITH CLEARING SAWS**

SEE **FROM PAGE 308**

BATTERY LINETRIMMERS & BRUSHCUTTERS

- For gardeners and landscapers
- Quickly and easily ready for use
- Easy handling thanks to the Lithium-ion Battery
- For use in noise-sensitive residential areas and around hospitals, cemeteries, schools, etc.

NEW

FSA 30



10.8 V · 2.1 kg[ⓐ]



The first battery trimmer in the AS-System to make straightforward work of trimming and clearing in outdoor domestic areas. Compact design, replaceable AS 2 lithium-ion battery (28 Wh) with charge-level indicator, telescopic shaft and tool-free loop handle adjustment. Folding spacer bracket, adjustable working angle for mower unit, additional mower head pivotable up to 90° for vertical edging. Switch easily between the PolyCut 3-2 and the optional line mowing head; up to 6 spare blades can be carried directly on the machine.



FSA 30 EXCLUDING BATTERY & CHARGER
ORDER NUMBER **FA10 011 5700**

FSA 30 SET WITH AS 2 AND AL 1
ORDER NUMBER **FA10 011 5713**

FSA 30 SET WITH 2 x AS 2 AND AL 1
ORDER NUMBER **FA10 011 5724**

FSA 45



18 V · 2.3 kg[ⓐ]



Lightweight Battery Linetrimmer to make straightforward work of trimming and clearing in outdoor domestic areas. Integrated Lithium-ion Battery (36 Wh) with charge-level indicator, shaft and loop handle with tool-free adjustment, mowing unit with adjustable working angle including for vertical edge trimming, easy to change between the PolyCut Blade and mowing line without changing the Mowing Head, Spacer Bracket. Battery charging time 145 min/210 min (80%/100%).



ORDER NUMBER **4512 011 5704**

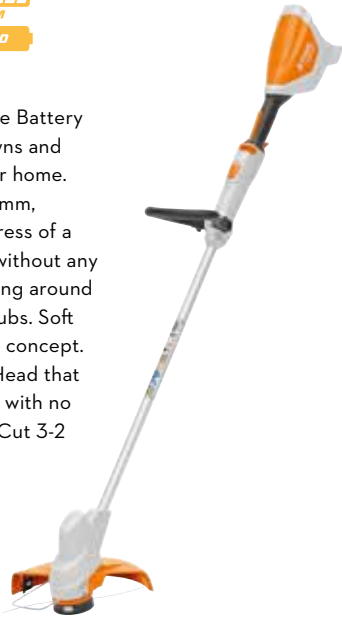


FSA 57



36 V • 2.6 kg^①

Very lightweight and easy-to-use Battery Linetrimmer for maintaining lawns and lawn edges in areas around your home. Cutting circle diameter of 280 mm, adjustable shaft length at the press of a button and handle adjustment without any tools required. Spacer for mowing around obstacles such as trees and shrubs. Soft handle with an optimised usage concept. AutoCut C 3-2 Nylon Mowing Head that can be refilled from the outside with no tools needed. The optional PolyCut 3-2 with blade can also be used.



FSA 57 EXCLUDING BATTERY & CHARGER
ORDER NUMBER **4522 011 5730**

FSA 57 SET WITH AK 10 AND AL 101
ORDER NUMBER **4522 011 5744**


NEW

FSA 80 R



36 V • 4.9 kg^①

The most powerful battery brushcutter in the STIHL AK-System, offering very good cutting performance for mowing grass and trimming lawn edges in your home garden. Brushless EC motor, speed control and two power settings (Eco and Max), loop handle, tool-free handle adjustment, tool detection, and harness for fatigue-free working achieved through good balance. Wide range of cutting tools available as accessories.



FSA 80 R EXCLUDING BATTERY & CHARGER
ORDER NUMBER **FA08 011 5720**

FSA 80 R SET WITH AK 30 AND AL 101
ORDER NUMBER **FA08 011 5734**

FSA 60 R



36 V • 3.3 kg^①

Battery Brushcutter in a contemporary design for lawn and lawn edge maintenance. Cutting circle diameter 350 mm. Ergonomic control handle, loop handle, sturdy aluminium shaft. Spacer bracket for mowing around obstacles such as trees and shrubs. With C 6-2 AutoCut mowing head. Alternatively, the PolyCut 6-2 mowing head with plastic blades is available as an accessory.



FSA 60 R EXCLUDING BATTERY & CHARGER
ORDER NUMBER **FA04 011 5700**

FSA 60 R SET WITH AK 20 AND AL 101
ORDER NUMBER **FA04 011 5744**


NEW

FSA 80



36 V • 4.9 kg^①

The most powerful battery brushcutter in the STIHL AK-System, offering very good cutting performance for mowing grass and trimming lawn edges in your home garden. Brushless EC motor, speed control and two power settings (Eco and Max), bike handle, tool-free handle adjustment, tool detection, and harness for fatigue-free working achieved through good balance. Wide range of cutting tools available as accessories.



FSA 80 EXCLUDING BATTERY & CHARGER
ORDER NUMBER **FA08 011 5700**

FSA 80 SET WITH AK 30 AND AL 101
ORDER NUMBER **FA08 011 5714**


FSA 86 R



36 V • 3.4 kg^①



Powerful Battery Brushcutter in a contemporary design for mowing along the side of obstacles, as well as around trees and bushes. Cutting circle diameter 350 mm. Ergonomic control handle, loop handle, sturdy aluminium shaft, spacer bracket. With C 6-2 AutoCut mowing head. Alternatively, the PolyCut 6-2 mowing head with plastic blades is available as an accessory.



FSA 86 R EXCLUDING BATTERY AND CHARGER
ORDER NUMBER **FA05 011 5700**

FSA 86 R SET WITH AP 200 AND AL 101
ORDER NUMBER **FA05 200 0001**

WHILE STOCKS LAST

FSA 90 R



36 V • 2.8 kg^①



Battery Brushcutter for working on large areas of tough grass. Diameter of cutting circle 380mm with Mowing Head, loop handle, engine controls with ECOSPEED partial load function, no ear protection required. Includes Shoulder Strap.



FSA 90 R EXCLUDING BATTERY & CHARGER
ORDER NUMBER **4863 200 0005**

WHILE STOCKS LAST


FSA 90



36 V • 3.2 kg^①



Battery Brushcutter for working on large areas of tough grass. Cutting arc diameter 260mm, bike handle, engine controls with ECOSPEED partial load function, no ear protection required. Includes Full Harness.



FSA 90 EXCLUDING BATTERY & CHARGER
ORDER NUMBER **4863 200 0002**



OVERVIEW OF BATTERY CHARGING TIMES, WORKING PERIODS PER BATTERY CHARGE, AND BATTERY RANGES

CAN BE FOUND **FROM PAGE 56**

R = LOOP HANDLE

① WEIGHT EXCLUDING BATTERY, INCLUDING CUTTING TOOL AND GUARD
② EXPLANATION OF SYMBOLS ON PAGE 340




NEW
FSA 120 R



36 V • 5.0 kg^①



Ideal for premium domestic users as well as semi-commercial applications. A strong robust system that really performs. Eco mode, Brushless EC Motor, loop handle, straight shaft with gearhead - AutoCut 27-2 as standard. For more information on features and technical details, see page 161.



FSA 120 R EXCLUDING BATTERY & CHARGER
ORDER NUMBER **FA08 200 0005**

WHILE STOCKS LAST
FSA 130 R



36 V • 3.9 kg^①



Powerful and lightweight Battery Brushcutter for working on large areas of tough grass. Adjustable with 3 power settings, Loop Handle. Suspension device for carrying the tool with a backpack AR Battery or AP Carrying System. Includes Shoulder Strap.



FSA 130 R EXCLUDING BATTERY & CHARGER
ORDER NUMBER **4867 200 0002**

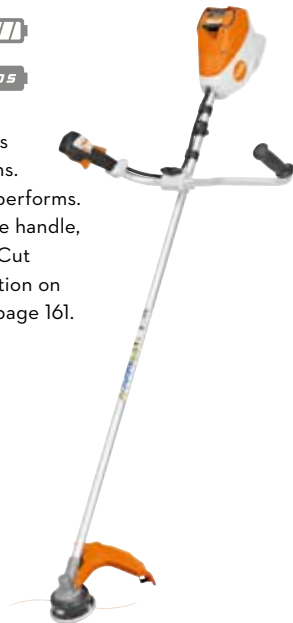
NEW
FSA 120



36 V • 5.2 kg^①



Ideal for premium domestic users as well as semi-commercial applications. A strong robust system that really performs. Eco mode, Brushless EC Motor, bike handle, straight shaft with gearhead - AutoCut 27-2 as standard. For more information on features and technical details, see page 161.



FSA 120 EXCLUDING BATTERY & CHARGER
ORDER NUMBER **FA08 200 0002**

WHILE STOCKS LAST
FSA 130



36 V • 4.4 kg^①



Powerful and lightweight Battery Brushcutter for working on large areas of tough grass. Cutting circle diameter 260 mm with grass-cutting blade, max. cutting circle diameter 420 mm with line tool, three adjustable power levels, bike handle. Battery operation with the aid of the AP Holster with Connecting Cable, Carrying System, and the Support Cushion Set with an AR Battery and the Support Cushion Set.



FSA 130 EXCLUDING BATTERY & CHARGER
ORDER NUMBER **4867 200 0000**

R = LOOP HANDLE

① WEIGHT EXCLUDING BATTERY, CUTTING TOOL AND GUARD
② EXPLANATION OF SYMBOLS ON PAGE 340

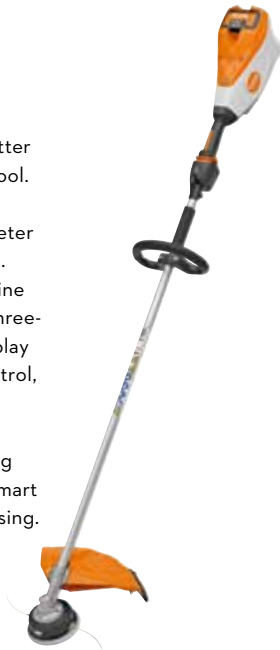
FSA 135 R



36 V • 4.6 kg^①



Robust and powerful Battery Brushcutter with an AP battery slot in the power tool. For mowing grass and scrub in noise-sensitive settings. Cutting circle diameter 260 mm with grass-cutting blade, max. cutting circle diameter 420 mm with line tool. Ergonomic control handle with three-level speed preselection and LED display as well as infinitely variable speed control, loop handle, double shoulder harness, air filter for long service life. Versatile use due to wide range of STIHL cutting tools. Mounting point for the STIHL Smart Connector 2 A on the power tool housing.



FSA 135 R EXCLUDING BATTERY & CHARGER
ORDER NUMBER **FA01 200 0003**

NEW


FSA 200



36 V • 5.7 kg^①



The most powerful battery brushcutter from STIHL for professional applications in noise-sensitive areas. For mowing grass and scrub. Extended mowing diameter up to 450 mm (line mowing tool). Single-handed multi-function handle with speed control, LED display, professional anti-vibration system for low levels of vibration interference, ergonomic bike handle, tool-free adjustment. Double shoulder harness, metal air filter for long service life. Wide range of cutting tools available as accessories. Mounting point for the STIHL Smart Connector 2 A on the power tool housing. For more information on features and technical details, see page 83.



FSA 200 EXCLUDING BATTERY & CHARGER
ORDER NUMBER **FA03 011 5700**

FSA 135



36 V • 4.9 kg^①



Robust and powerful Battery Brushcutter with an AP battery slot in the power tool. For mowing grass and scrub in noise-sensitive settings. Cutting circle diameter 260 mm with grass-cutting blade, max. cutting circle diameter 420 mm with line tool. Ergonomic control handle with three-level speed preselection and LED display as well as infinitely variable speed control, bike handle, double shoulder harness, air filter for long service life. Versatile use due to wide range of STIHL cutting tools. Mounting point for the STIHL Smart Connector 2 A on the power tool housing.



FSA 135 EXCLUDING BATTERY & CHARGER
ORDER NUMBER **FA01 200 0013**

NEW


FSA 200 R



36 V • 5.7 kg^①



The most powerful battery brushcutter from STIHL for professional applications in noise-sensitive areas. For mowing grass and scrub. Extended mowing diameter up to 450 mm (line mowing tool). Single-handed multi-function handle with speed control, LED display, professional anti-vibration system for low levels of vibration interference, loop handle, tool-free adjustment. Double shoulder harness, metal air filter for long service life. Wide range of cutting tools available as accessories. Mounting point for the STIHL Smart Connector 2 A on the power tool housing. For more information on features and technical details, see page 83.



FSA 200 R EXCLUDING BATTERY & CHARGER
ORDER NUMBER **FA03 011 5720**

R = LOOP HANDLE

① WEIGHT EXCLUDING BATTERY,
CUTTING TOOL AND GUARD

② EXPLANATION OF SYMBOLS ON PAGE 340





ELECTRIC LINETRIMMERS

- Light and comfortable handling
- For use in domestic settings and around the garden
- For use in noise-sensitive residential areas and around hospitals, cemeteries, schools, etc.
- Especially well-suited to mowing around stones, plants, flower pots and lawn edges



FSE 71

230 V · 540 W · 4.0 kg [Ⓢ]

For trimming, clearing and small mowing jobs. Soft handle, round handle, overload protection, automatic readjustment of mowing line when the Mowing Head is tapped on the ground.



ORDER NUMBER **4809 011 4107**



ACCESSORIES FOR BRUSHCUTTERS AND CLEARING SAWS

- Accessories for greater working comfort and improved protection
- Harnesses, hand guards, tool attachments, protective covers

DOUBLE SHOULDER HARNESS

With soft padding for improved comfort when working for prolonged periods. For FS 55–FS 560 and FSA 90.

ORDER NUMBER **4119 710 9001**



PADDED HARNESS

Ideal for comfortable work with FSA 65, FSA 85, FSA 90 R, HLA 56 and HLA 65. Includes clip-on fastening attachment.

ORDER NUMBER **4119 710 9012**



CHEST BELT

For all universal harnesses in the ADVANCE range. Ensures the shoulder straps are securely positioned.

ORDER NUMBER **0000 790 7700**



BASIC HARNESS

Included as standard with most STIHL Brushcutters. For less tiring and safer work. For FS 38, FS 45, FS 45 C, FS 55 R

ORDER NUMBER **4130 710 9000**



TOOL BAG

For conveniently transporting tools. With two sections. Can be easily attached to the Universal and Forestry Harnesses.

ORDER NUMBER **4147 881 5700**



HAND GUARD FOR SHREDDING APPLICATIONS

Practical Hand Guard for FS 360, FS 460 and FS 560.

ORDER NUMBER **4147 790 9102**



ADVANCE FORESTRY HARNESS

The freely suspended leg protection allows for very easy movement. Ergonomic Circular Saw Blades for forestry applications, very light, can be combined with the Tool Bag.

STANDARD SIZE for FS 91–FS 560

ORDER NUMBER **4147 710 9003**

XXL VERSION for users > 1.90 m in height, for FS 91–FS 560

ORDER NUMBER **4147 710 9009**



ADVANCE X-TREEM

Offering outstanding ergonomic design, specially developed for long periods of forestry work using circular saws, and for mowing applications. Highly comfortable to wear due to the length-adjustable back section and infinitely variable load distribution between the shoulders and hips. For FS 85 - FS 560 and FSA 90.



ORDER NUMBER **0000 710 9001**

ADVANCE UNIVERSAL HARNESS

For strength-saving mowing and shredding. Ergonomic, comfortable, light, can be combined with the chest belt and tool bag.



STANDARD SIZE for FS 50 - FS 560, FSA 90 and FSA 130

ORDER NUMBER **4147 710 9002**

FLUORESCENT ORANGE ADVANCE PLUS UNIVERSAL HARNESS

Highly visible. Perfectly complements protective clothing when mowing in hazardous areas, with a comfort carry ring for quickly attaching and removing the clearing saw. For FS 55 - FS 560, FSA 90 and FSA 130.



ORDER NUMBER **0000 710 9000**

ARMS

Practical Spacer Bracket for use when mowing around trees and other objects.



FOR FSA 65

ORDER NUMBER **4852 713 3400**

FOR FSA 85

ORDER NUMBER **4852 713 3401**

FOR FSA 90 R, FSA 90

ORDER NUMBER **4863 713 3400**

SUPPORT CUSHION SET

Support Cushion with Belt Adapter for securing the Support Cushion to the Carrying System, Battery Belt, or Hip Belt of the AR Backpack Batteries.



ORDER NUMBER **0000 007 1045**

SUPPORT CUSHION WITH COMFORT HOOK

For retrofitting to all FS Harnesses in the ADVANCE series without comfort carry rings.



ORDER NUMBER **4147 740 2502**



PETROL LINETRIMMERS FOR TRIMMING GRASS		Order Number	Displacement (cm ³)	Power Output (kW/hp)	Weight (kg) ^①	Sound Pressure Level ^② (dB(A))	Sound Power Level ^② (dB(A))	Vibration Level left/right ^③ (m/s ²)	STIHL Engine (2-MIX/4-MIX [®])	Total Length without Cutting Tool (cm)	Standard Cutting Tool	Tank Volume (l)	Drive Shaft in Shaft	STIHL Anti-vibration System	STIHL ErgoStart (E)	STIHL M-Tronic (M)	Automatic Decompression	Multi-function Handle	Round Handle/Bike Handle/ Loop Handle	Tool-free Handle Adjustment	Harness/Carrying System	Mowing/Shredding/Sawing Jobs
FS 38	4140 012 2365	27.2	0.65/0.9	4.2	94	108	80/8.0	-	147	C 6-2 AutoCut Mowing Head	0.33	flexible	-	-	-	-	-	-	-/●/●	-	○	●/●/●
FS 45 C-E	4140 012 2370	27.2	0.8/1.1	4.4	93	108	6.0/5.7	-	145	C 6-2 AutoCut Mowing Head	0.34	flexible	-	●	●	-	-	-	-/●/●	-	○	●/●/●
FS 55 RC-E	4140 200 0594	27.2	0.75/1.0	4.4	95	108	8.5/8.5	-	170	20-2 SuperCut Mowing Head	0.33	flexible	-	●	●	-	-	-	●/●/●	-	●	●/●/●
FS 55 C-E	4140 200 0596	27.2	0.75/1.0	4.9	95	108	6.8/5.6	-	170	25-2 AutoCut Mowing Head	0.33	flexible	-	●	-	-	-	-	-/●/●	-	●	●/●/●
PETROL-DRIVEN BRUSHCUTTERS FOR LANDSCAPE MAINTENANCE																						
FS 70 R	4144 200 0229	27.2	0.9/1.2	4.7	94	108	6.6/6.6	2-MIX	170	250-2 Grass Cutting Blade	0.34	flexible	-	-	-	-	-	-	-/●/●	-	●	●/●/●
FS 85 R	4137 200 0333	25.4	0.95/1.3	5.0	93	105	6.0/5.7	-	145	25-2 AutoCut Mowing Head	0.34	solid	1-point	-	-	-	-	-	●/●/●	-	●	●/●/●
FS 85	4137 200 0332	25.4	0.95/1.3	5.3	93	105	3.5/2.5	-	180	25-2 AutoCut Mowing Head	0.53	solid	1-point	-	-	-	-	-	-/●/●	-	●	●/●/●
FS 94 RC-E	4149 200 0086	24.1	0.9/1.2	4.6	93	107	5.5/5.5	2-MIX	178	20-2 SuperCut Mowing Head	0.54	solid	1-point	●	-	-	-	-	●/●/●	-	●	●/●/●
FS 94 C-E	4149 200 0087	24.1	0.9/1.2	4.9	93	107	4.3/3.5	2-MIX	178	25-2 AutoCut Mowing Head	0.54	solid	1-point	●	-	-	-	-	-/●/●	-	●	●/●/●
FS 250	4134 200 0381	40.2	1.6/2.2	6.3	98	110	5.9/3.0	2-MIX	177	20-2 SuperCut Mowing Head	0.64	solid	1-point	-	-	-	-	-	-/●/●	-	●	●/●/●
FS 250 R	4134 200 0427	40.2	1.6/2.2	6.3	98	110	5.9/3.0	2-MIX	177	20-2 SuperCut Mowing Head	0.64	solid	1-point	-	-	-	-	-	●/●/●	-	●	●/●/●
CLEARING SAWS																						
FS 361 C-EM	4147 200 0421	37.7	1.7/2.3	8.6	100	110	2.6/2.7	2-MIX	179	Brush knife 300-3	0.75	solid	4-point	●	●	-	-	-	-/●/●	-	●	●/●/●
FS 461 C-EM	4147 200 0378	45.6	2.2/3.0	8.7	100	110	2.4/2.3	2-MIX	179	Brush knife 300-3	0.75	solid	4-point	●	●	-	-	-	-/●/●	-	●	●/●/●
FS 561 C-EM	4148 200 0160	57.1	2.8/3.8	10.2	103	115	3.3/3.3	2-MIX	176	Circular sawblade 250-26	0.99	solid	4-point	●	●	-	-	-	-/●/●	-	●	●/●/●

● FITTED AS STANDARD
○ CAN BE RETROFITTED
(ACCESSORIES)

E - ERGOSTART
M - M-TRONIC
R - LOOP HANDLE

① WEIGHT EXCLUDING FUEL, CUTTING TOOL AND GUARD
② K FACTOR ACCORDING TO DIR. 2006/42/EC = 20 dB(A) WITH STANDARD TOOL
③ K FACTOR ACCORDING TO DIR. 2006/42/EC = 2 m/s² WITH STANDARD TOOL
④ WITH FLUORESCENT ORANGE ADVANCE PLUS UNIVERSAL HARNESS



BATTERY LINETRIMMERS AND BRUSHCUTTERS

	Order Number	Rated Voltage (V)	Weight (kg)	Sound Pressure Level ^⓪ (dB(A))	Sound Power Level ^⓪ (dB(A))	Vibration Level left/right ^⓪ (m/s ^⓪)	STIHL Engine (2-MIX/4-MIX [®])/ STIHL Battery System	Total Length without Cutting Tool (cm)	Cutting Circle Diameter (mm)	Standard Cutting Tool	Drive Shaft in Shaft	STIHL Anti-vibration System	STIHL ErgoStart (E)	STIHL ElectroStart (F)	STIHL M-Tronic (M)	Automatic Decompression	Multi-function Handle	Round Handle/Bike Handle/ Loop Handle	Tool-free Handle Adjustment	Harness/Carrying System	Mowing/Shredding/Sawing Jobs
FSA 30^⓪ NEW	FA10011 5700	10.8	2.1 ^⓪	76	89	1.5/1.9	AS System	116	230	3-2 PolyCut Mowing Head	-	-	-	-	-	-	-	-	-	-	●/●/-
FSA 30^⓪ NEW WITH AS 2 AND AL 1	FA10011 5713	10.8	2.3 ^⓪	76	89	1.5/1.9	AS System	116	230	3-2 PolyCut Mowing Head	-	-	-	-	-	-	-	-	-	-	●/●/-
FSA 30^⓪ NEW WITH 2 X AS 2 AND AL 1	FA10011 5724	10.8	2.3 ^⓪	76	89	1.5/1.9	AS System	116	230	3-2 PolyCut Mowing Head	-	-	-	-	-	-	-	-	-	-	●/●/-
FSA 45^⓪	4512011 5704	18	2.3 ^⓪	77	87	1.7/4.9	AlLine	110	≤250	2-2 PolyCut Mowing Head	-	-	-	-	-	-	-	-	-	-	●/●/-
FSA 57^⓪	4522011 5730	36	2.7 ^⓪	74	89	4.0/4.0	AK System	149	280	C 3.2 AutoCutMowing Head	-	-	-	-	-	-	-	-	-	-	●/●/-
FSA 57 SET^⓪ WITH AK 10 AND AL 101	4522011 5744	36	3.5 ^⓪	74	89	4.0/4.0	AK System	149	280	C 3.2 AutoCutMowing Head	-	-	-	-	-	-	-	-	-	-	●/●/-
FSA 60 R^⓪	FA04011 5700	36	3.3 ^⓪	81	94	3.7/2.0	AK System	168	350	C 6.2 AutoCut Mowing Head	-	-	-	-	-	-	-	-	-	-	●/●/-
FSA 60 R SET^⓪ WITH AK 20 AND AL 101	FA04011 5744	36	3.3 ^⓪	81	94	3.7/2.0	AK System	168	350	C 6.2 AutoCut Mowing Head	-	-	-	-	-	-	-	-	-	-	●/●/-
FSA 80 R^⓪ NEW	FA08011 5720	36	4.8 ^⓪	81	94	5.2/2.9	AK System	178	380	AutoCut 27-2 Mowing Head	-	-	-	-	-	-	-	-	-	-	●/●/-
FSA 80 R SET^⓪ NEW WITH AK 30 AND AL 101	FA08011 5734	36	6.1 ^⓪	81	94	5.2/2.9	AK System	178	380	AutoCut 27-2 Mowing Head	-	-	-	-	-	-	-	-	-	-	●/●/-
FSA 80^⓪ NEW	FA08011 5700	36	4.9 ^⓪	81	94	3.2/1.9	AK System	178	230	AutoCut 27-2 Mowing Head	-	-	-	-	-	-	-	-	-	-	●/●/-
FSA 80 SET^⓪ NEW WITH AK 30 AND AL 101	FA08011 5714	36	6.2 ^⓪	81	94	3.2/1.9	AK System	178	230	AutoCut 27-2 Mowing Head	-	-	-	-	-	-	-	-	-	-	●/●/-
FSA 86 R^⓪	FA05011 5700	36	3.4 ^⓪	81	94	3.7/2.0	AP System	173	350	C 6.2 AutoCut Mowing Head	-	-	-	-	-	-	-	-	-	-	●/●/-
FSA 86 R SET^⓪ WITH AP 200 AND AL 101	FA05000 0001	36	3.4 ^⓪	81	94	3.7/2.0	AP System	173	350	C 6.2 AutoCut Mowing Head	-	-	-	-	-	-	-	-	-	-	●/●/-
FSA 90 R^⓪	4863200 0005	36	2.8 ^⓪	83	92	4.8/3.5	AP System	177	380	25-2 AutoCut Mowing Head	-	-	-	-	-	-	-	-	-	-	●/●/-
FSA 90^⓪	4863200 0002	36	3.2 ^⓪	73	84	3.5/3.5	AP System	177	380	C 25-2 AutoCut Mowing Head	-	-	-	-	-	-	-	-	-	-	●/●/-
FSA 120 R^⓪ NEW	FA08200 0005	36	5.0 ^⓪	81	94	2.6/2.3	AP System	179	380	AC 27-2 Mowing Head	-	-	-	-	-	-	-	-	-	-	●/●/-
FSA 120^⓪ NEW	FA08200 0002	36	5.2 ^⓪	81	94	5.8/5.3	AP System	179	380	AC 27-2 Mowing Head	-	-	-	-	-	-	-	-	-	-	●/●/-
FSA 130 R^⓪	4867200 0002	36	3.9 ^⓪	83	94	3.3/3.5	AP System	175	420	C 26.2 AutoCut Mowing Head	-	-	-	-	-	-	-	-	-	-	●/●/-
FSA 130^⓪	4867200 0000	36	4.5 ^⓪	82	94	1.1/1.9	AP System	175	420	C 26.2 AutoCut Mowing Head	-	-	-	-	-	-	-	-	-	-	●/●/-
FSA 135 R^⓪	FA01200 0003	36	4.6 ^⓪	80	92	3.7/1.8	AP System	183	420	C 26.2 AutoCut Mowing Head	-	-	-	-	-	-	-	-	-	-	●/●/-
FSA 135^⓪	FA01200 0013	36	4.9 ^⓪	80	92	2.9/2.0	AP System	183	420	C 26.2 AutoCut Mowing Head	-	-	-	-	-	-	-	-	-	-	●/●/-
FSA 200 R^⓪ NEW	FA03011 5720	36	4.8 ^⓪	80	94	2.8/1.6	AP System	181	450	C 27.2 AutoCut Mowing Head	-	-	-	-	-	-	-	-	-	-	●/●/-
FSA 200^⓪ NEW	FA03011 5700	36	5.7 ^⓪	85	106	2.2/1.8	AP System	181	450	C 27.2 AutoCut Mowing Head	-	-	-	-	-	-	-	-	-	-	●/●/-

● FITTED AS STANDARD
○ CAN BE REFITTED (ACCESSORIES)
R - LOOP HANDLE
T - SPLIT SHAFT

⓪ K FACTOR ACCORDING TO DIR. 2006/42/EC = 2.0 dB(A) WITH STANDARD TOOL
⓪ K FACTOR ACCORDING TO DIR. 2006/42/EC = 2 m/s² WITH STANDARD TOOL
⓪ FIXED ENGINE SPEED
⓪ INFINITELY VARIABLE ENGINE SPEED

⓪ WEIGHT EXCLUDING FUEL, CUTTING TOOL AND GUARD
⓪ WEIGHT INCLUDING BATTERY
⓪ WEIGHT EXCLUDING BATTERY, INCLUDING CUTTING TOOL AND GUARD
⓪ WEIGHT INCLUDING BATTERY AND EXCLUDING CHARGER

⓪ WEIGHT EXCLUDING BATTERY, CUTTING TOOL AND GUARD
⓪ WEIGHT EXCLUDING CABLE, INCLUDING CUTTING TOOL AND GUARD
⓪ PRICE EXCLUDING BATTERY AND CHARGER

- FITTED AS STANDARD
- CAN BE RETROFITTED (ACCESSORIES)
- R - LOOP HANDLE
- T - SPLIT SHAFT

- Ⓚ K FACTOR ACCORDING TO DIR. 2006/42/EC = 2.0 dB(A) WITH STANDARD TOOL
- Ⓚ K FACTOR ACCORDING TO DIR. 2006/42/EC = 2 m/s² WITH STANDARD TOOL
- Ⓜ FIXED ENGINE SPEED
- Ⓜ INFINITELY VARIABLE ENGINE SPEED

- Ⓜ WEIGHT EXCLUDING FUEL, CUTTING TOOL AND GUARD
- Ⓜ WEIGHT INCLUDING BATTERY
- Ⓜ WEIGHT EXCLUDING BATTERY, INCLUDING CUTTING TOOL AND GUARD
- Ⓜ WEIGHT INCLUDING BATTERY AND EXCLUDING CHARGER

- Ⓜ WEIGHT EXCLUDING BATTERY, CUTTING TOOL AND GUARD
- Ⓜ WEIGHT EXCLUDING CABLE, INCLUDING CUTTING TOOL AND GUARD
- Ⓜ PRICE EXCLUDING BATTERY AND CHARGER

ELECTRIC LINETRIMMERS		Order Number	
FSE 71	4809 011 4107	-	Displacement (cm ³)
		-	Power Output (kW/hp)
	230		Rated Voltage (V)
	540		Power Consumption (W)
	4.0 Ⓜ		Weight (kg)
	82		Sound Pressure Level [Ⓚ] (dB(A))
	93		Sound Power Level [Ⓚ] (dB(A))
	3.3/2.9		Vibration Level left/right [Ⓜ] (m/s ²)
	-		STIHL Engine (2-MIX/4-MIX [®])
	153		Total Length without Cutting Tool (cm)
	350		Cutting Circle Diameter (mm)
	C 6-2 AutoCut Mowing Head		Standard Cutting Tool
	-		Tank Volume (l)
	flexible		Drive Shaft in Shaft
	-		STIHL Anti-vibration System
	-		STIHL ErgoStart (E)
	-		STIHL ElectroStart (F)
	-		STIHL M-Tronic (M)
	-		Automatic Decompression
	-		Multi-function Handle
	-/-/●		Round Handle/Bike Handle/ Loop Handle
	-		Tool-free Handle Adjustment
	-		Harness/Carrying System
	●/-/-		Mowing/Shredding/Sawing Jobs



CUTTING TOOLS AND MOWING LINES

- Wide variety of cutting tools and mowing lines for different applications
- For everything from simple mowing jobs, through to maintaining young stands
- Mowing lines made from wear-resistant and long-lasting flexible material
- Mowing lines with different shapes, cross-sections and diameters



GRASS AND LIGHT VEGETATION



TRIMCUT MOWING HEAD

Two lines, for mowing and clearing work. Mowing lines are extended by hand.




AUTOCUT MOWING HEAD

Two lines, for mowing and clearing work. Automatic extension of mowing lines by tapping the Mowing Head on the ground.



SUPERCUT MOWING HEAD

Two lines, for mowing and clearing work. Automatic adjustment of mowing lines for optimal cutting length.



DUROCUT MOWING HEAD

Two or four lines, for mowing and thinning work, even on tough grass. Easy insertion of up to four lines.



POLYCUT MOWING HEAD

Universal cutting tool for trimming and working on large areas. With two or three movable plastic blades.



FIXCUT MOWING HEAD

Heavy duty mowing head that takes fixed (pre-cut) lengths of nylon. Very simple to use and re-fill.



**HEAVY
VEGETATION**

**REEDS
AND BUSHES**

**BUSHES
AND THIN TREES**




SHREDDER BLADE
Steel double blade for thinning and removing tough scrub and thorny hedges.



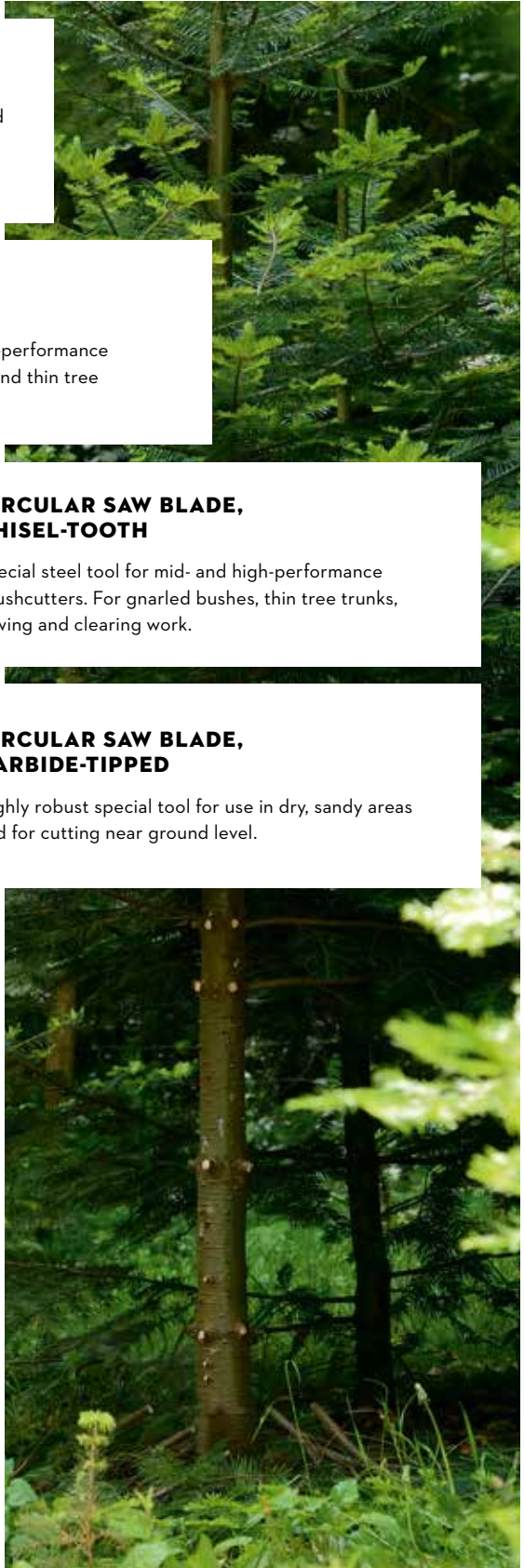
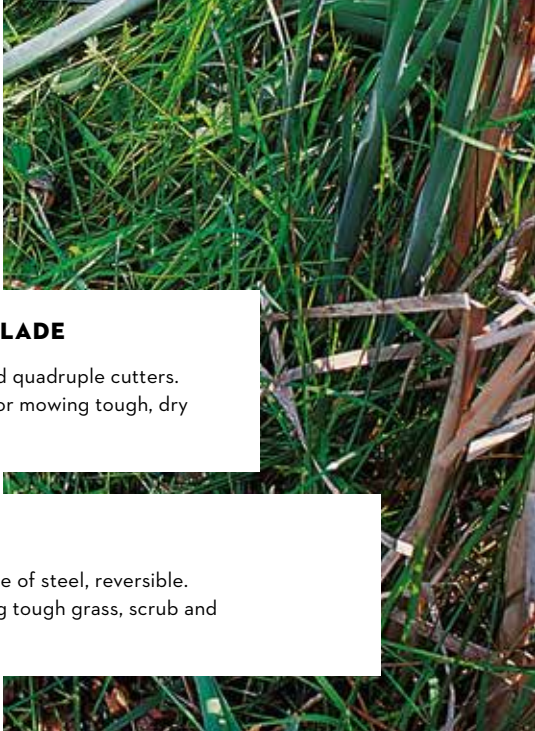
**CIRCULAR SAW BLADE,
SCRATCHER-TOOTH**
Special steel tool for mid- and high-performance Brushcutters. For gnarled bushes and thin tree trunks.



**CIRCULAR SAW BLADE,
CHISEL-TOOTH**
Special steel tool for mid- and high-performance Brushcutters. For gnarled bushes, thin tree trunks, sawing and clearing work.



**CIRCULAR SAW BLADE,
CARBIDE-TIPPED**
Highly robust special tool for use in dry, sandy areas and for cutting near ground level.



GRASS-CUTTING BLADE
Made of steel. Double and quadruple cutters. With 8, 32 or 40 teeth. For mowing tough, dry grass and reeds.

BRUSH KNIFE
Two or three cutters, made of steel, reversible. For thinning and removing tough grass, scrub and thorny hedges.



MOWING HEADS ^①

Order Number

Mowing Line Diameter ^②
(mm)

Shape of the Mowing Lines

- FS 38/FS 45 / FS 45 C-E
- FS 55 R / FS 55
- FS 70 R
- FS 85 / FS 85 R
- FS 94 RC-E/FS 94 C-E
- FS 131 R / FS 131
- FS 250 R / FS 250
- FS 360 C-EM / FS 361 C-EM
- FS 460 C-EM / FS 461 C-EM
- FS 560 C-EM / FS 561 C-EM
- FSA 30
- FSA 45
- FSA 56
- FSA 57/FSE 52
- FSA 60 R
- FSA 65
- FSA 80 R / FSA 80
- FSA 85
- FSA 86 R
- FSA 90 R / FSA 90
- FSA 120 R / FSA 120
- FSA 130 R / FSA 130
- FSA 135 R / FSA 135
- FSA 200 R / FSA 200
- FSE 71
- FR 131 T
- FR 450

TRIMCUT MOWING HEAD											
TRIMCUT 32-2	4002 710 2198	24/27/30	○□◇	-	●	●	●	●	●	●	●
TRIMCUT 42-2	4003 710 2122	24/27/30	○□◇	-	-	-	-	-	●	●	-
TRIMCUT 51-2	4005 710 2117	24/27/30/33	○□◇	-	-	-	-	-	-	●	-
AUTOCUT MOWING HEAD											
LINE SPOOL FOR AUTOCUT 2-2	4008 710 4300	1.6	☉	-	-	-	-	-	-	-	●
LINE SPOOL FOR AUTOCUT 2-2	4008 710 4301	2.0	☉	-	-	-	-	-	-	●	-
LINE SPOOL 3 PACK FOR AUTOCUT 2-2	4008 710 4302	2.0	☉	-	-	-	-	-	-	●	-
LINE SPOOL FOR AUTOCUT C 3-2	4009 710 4304	1.6	☉	-	-	-	-	-	-	●	-
LINE SPOOL FOR AUTOCUT C 3-2	4009 710 4305	2.0	☉	-	-	-	-	-	-	●	-
LINE SPOOL 3 PACK FOR AUTOCUT C 3-2	4009 710 4306	2.0	☉	-	-	-	-	-	-	●	-
AUTOCUT 2-2	4008 710 2100	1.6	☉	-	-	-	-	-	-	●	-
AUTOCUT 2-2	4008 710 2103	2.0	☉	-	-	-	-	-	●	-	-
AUTOCUT C 3-2	4009 710 2100	1.6	☉	-	-	-	-	-	-	●	-
AUTOCUT C 3-2	4009 710 2106	2.0	☉	-	-	-	-	-	-	●	-
AUTOCUT C 4-2	4006 710 2121	2.0	○☉	-	-	-	-	-	-	●	-
AUTOCUT C 6-2	4006 710 2126	2.0/2.4	○□◇	●	-	-	-	-	-	-	-
AUTOCUT 27-2	4002 820 2302	2.4/2.7	○□◇	-	●	●	●	●	●	●	●
AUTOCUT C 26-2	4002 710 2169	2.4/2.7	○□◇	-	●	●	●	●	●	●	●
AUTOCUT 36-2	4002 710 2170	2.7/3.0/3.3	○□◇	-	-	-	-	●	-	-	●
AUTOCUT 46-2	4003 710 2115	2.7/3.0/3.3	○□◇	-	-	-	-	●	●	-	-
AUTOCUT 56-2	4005 710 2107	2.7/3.0/3.3	○□◇	-	-	-	-	-	-	●	-

● RECOMMENDED
○ CAN BE COMBINED
- NOT APPROVED

① ONLY APPROVED WITH GUARD
② NUMBERS IN BOLD TYPE INDICATE THE LINE DIAMETER WITH WHICH THE MOWING HEAD IS EQUIPPED WHEN FIRST SUPPLIED
























③ CAN BE EQUIPPED WITH CUT-TO-LENGTH MOWING LINES AS AN ALTERNATIVE
④ INCLUDING 6 L LINE PIECES
⑤ INCLUDING 12 XXL LINE PIECES

○ ROUND MOWING LINE
☉ CE3 PRO HIGH-TECH CRUCIFORM MOWING LINE

☉ ROUND AND QUIET MOWING LINE
□ SQUARE MOWING LINE
◇ PENTAGONAL MOWING LINE



OVERVIEW OF MOWING LINE COLOURS AND THICKNESSES

			
			
1.4 MM		-	-
1.6 MM		-	-
2.0 MM			-
2.4 MM			
2.7 MM			
3.0 MM			
3.3 MM			
4.0 MM		-	-



PROFESSIONAL TIP

WET NEW MOWING LINES!

You are advised to place your new mowing lines in water for a period of 24 hours before using them. This not only increases their flexibility but also extends the lifespan of the lines.



SET OF PLASTIC BLADES

For PolyCut 2-2 and 3-2,
eight Plastic Blades.

ORDER NUMBER 4008 007 1000



NEW

SET OF PLASTIC BLADES

For PolyCut 6-2 and 18-2.
Twelve Plastic Blades.

ORDER NUMBER 4002 007 1020



SET OF PLASTIC BLADES

Suits PolyCut 6-2 (for the FSA 60
and FSA 86). Twelve Plastic Blades.

ORDER NUMBER 4002 007 1000



SET OF PLASTIC BLADES

For PolyCut 6-3, 7-3, 20-3, 41-3
Twelve Plastic Blades.

ORDER NUMBER 4111 007 1001



LINE PIECES

48 line pieces per packet.

FOR DUROCUT 5-2 AND 20-2, size L, 2 mm, serrated

ORDER NUMBER 0000 930 3503

FOR DUROCUT 20-2 AND 40-4, size XL, 3 mm, serrated

ORDER NUMBER 0000 930 3504

FOR DUROCUT 40-4, size XXL, 4 mm, serrated

ORDER NUMBER 0000 930 3505



MOWING LINE CUTTER

Cross-cuts Mowing Lines.
For all Mowing Lines with a diameter
of 2.0 to 4.0 mm.

ORDER NUMBER 0000 881 8204




Order Number

Diameter (mm)

Roll Length (m)

ROUND MOWING LINES (ROLLS)




	0000 930 2334	1.6	19.0
	0000 930 2335	2.0	14.0
	0000 930 2336	2.0	60.0
	0000 930 2337	2.0	119.0
	0000 930 2338	2.4	14.0
	0000 930 2339	2.4	41.0
	0000 930 2340	2.4	83.0
	0000 930 2246	2.4	253.0
	0000 930 2341	2.7	9.0
	0000 930 2342	2.7	34.0
	0000 930 2343	2.7	65.0
	0000 930 2227	2.7	208.0
	0000 930 2543	3.0	271.0
	0000 930 2345	3.3	6.8
	0000 930 2347	3.3	40.0
	0000 930 2287	3.3	142.0
	0000 930 2290	3.3	236.0
	0000 930 3603	4.0	87.0 [Ⓞ]

SQUARE MOWING LINES (ROLLS)



	0000 930 2640	2.4	41.0
	0000 930 2641	2.4	83.0
	0000 930 2612	2.4	253.0
	0000 930 2613	2.4	420.0
	0000 930 2642	2.7	32.0
	0000 930 2643	2.7	65.0
	0000 930 2616	2.7	208.0
	0000 930 2617	2.7	347.0
	0000 930 2644	3.0	53.0
	0000 930 2619	3.0	162.0
	0000 930 2620	3.0	271.0
	0000 930 2622	3.3	137.0

CF3 PRO HIGH-TECH CRUCIFORM MOWING LINE (ROLLS)



	0000 930 4300	2.4	35.0
	0000 930 4303	2.4	70.0
	0000 930 4313	2.4	212.0
	0000 930 4301	2.7	26.0
	0000 930 4304	2.7	53.0
	0000 930 4314	2.7	172.0
	0000 930 4302	3.0	21.0
	0000 930 4305	3.0	43.0
	0000 930 4315	3.0	134.0
	0000 930 4311	3.3	34.0
	0000 930 4316	3.3	113.0



METAL CUTTING TOOLS

	Order Number	FS 55 R/FS 55	FS 85/FS 131/FS 130/FS 135	FSA 130 R/FS 135 R	FS 94 RC-E/FS 94 C-E/FS 90 R	FSA 90	FS 250	FS 360 C-EM/FS 361 C-EM	FS 460 C-EM/FS 461 C-EM	FS 560 C-EM/FS 561 C-EM	FR 131 T	FR 450
GRASSCUT GRASS CUTTING BLADE ①												
230 mm (2 F)	4001 713 3805	●	●	●	●	●	●	-	-	-	●	●
260 mm (2 F)	4001 713 3812	-	●	●	●	●	●	-	-	-	●	●
230 mm (4 F)	4001 713 3801	●	●	●	●	●	●	-	-	-	●	●
230 mm (4 F)	4000 713 3801	-	-	-	-	-	-	●	●	-	-	-
230 mm (8 Z)	4001 713 3803	●	●	●	●	●	●	-	-	-	●	●
255 mm (8 Z)	4000 713 3802	-	-	-	-	-	-	●	●	●	-	-
250 mm (32 Z)	4000 713 3812	-	-	-	-	-	-	●	●	●	-	-
250 mm (40 Z) ②	4000 713 3806	-	-	-	-	-	-	●	●	●	-	-
250 mm (44 Z) ②	4001 713 8313	-	○	○	●	○	○	-	-	-	●	●
BRUSHCUT BRUSH KNIFE ①												
250 mm (3 F)	4112 713 4100	-	●	●	-	-	●	-	-	-	●	●
300 mm (3 F)	4119 713 4100	-	-	-	-	-	-	●	●	-	-	-
305 mm "SPECIAL" (2 F) ②	4000 713 4103	-	-	-	-	-	-	●	●	●	-	-
350 mm (3 F)	4110 713 4100	-	-	-	-	-	-	-	-	●	-	-
350 mm "SPECIAL" (3 F) ②	4000 713 4100	-	-	-	-	-	-	-	-	●	-	-
SHREDCUT SHREDDER BLADE ②③												
270 mm (2 F)	4000 713 3903	-	-	-	-	-	-	●	●	-	-	-
320 mm (2 F)	4000 713 3902	-	-	-	-	-	-	-	-	●	-	-
WOODCUT CIRCULAR SAW BLADE, SCRATCHER-TOOTH ②③												
200 mm (80 Z)	4112 713 4201	-	-	-	-	-	●	-	-	-	-	-
200 mm (44 Z)	4000 713 4200	-	-	-	-	-	-	●	●	-	-	-
225 mm (48 Z)	4000 713 4205	-	-	-	-	-	-	●	●	●	-	-
WOODCUT CIRCULAR SAW BLADE, CHISEL-TOOTH ②③												
200 mm (22 Z)	4112 713 4203	-	●	-	-	-	●	-	-	-	-	-
200 mm (22 Z)	4119 713 4200	-	-	-	-	-	-	●	●	-	-	-
225 mm (24 Z)	4000 713 4201	-	-	-	-	-	-	●	●	●	-	-
200 mm (22 Z) HP ②	4001 713 4203	-	●	-	-	-	●	-	-	-	-	-
200 mm (22 Z) HP ②	4000 713 4203	-	-	-	-	-	-	●	●	-	-	-
225 mm (22 Z) HP ②	4000 713 4202	-	-	-	-	-	-	●	●	●	-	-
WOODCUT CIRCULAR SAW BLADE, CARBIDE-TIPPED ②③												
225 mm (36 Z)	4000 713 4211	-	-	-	-	-	-	●	●	●	-	-

● RECOMMENDED
○ CAN BE COMBINED
- NOT APPROVED

F = BLADES
Z = TEETH

① ONLY APPROVED WITH GUARD
② VERY DURABLE, LONG SERVICE LIFE

③ LOW-SPIN
④ ONLY APPROVED WITH SHREDDER GUARD

⑤ ONLY APPROVED FOR CLEARING SAWS WITH A BIKE HANDLE
⑥ ONLY APPROVED WITH STOP
⑦ HP = HIGH PERFORMANCE (20% MORE CUTTING PERFORMANCE)

⑧ ONLY WHILE STOCKS LAST



ACCESSORIES FOR CUTTING TOOLS

- Files and guards
- For a variety of applications and jobs

FILE HANDLE

Wooden handle for all round, triangular and flat Files from 4.0 to 5.5 mm.

ORDER NUMBER **0811 490 7860**



FH 3 FILE HANDLE

Soft handle. For flat Files up to 150 mm.

ORDER NUMBER **0000 881 4503**



SHARPENING TEMPLATES

For Brush Knives.

DOUBLE-BLADED BRUSH KNIFE

ORDER NUMBER **4020 890 5501**



TRIPLE-BLADED BRUSH KNIFE

ORDER NUMBER **4020 890 5500**

BRUSHKNIFE FILE

For Brushknife Blades.

ORDER NUMBER **0814 212 3310**



SAW SET

For chisel-tooth Circular Saw Blades.

ORDER NUMBER **4020 893 5000**



FILE HOLDER WITH ROUND FILE

For Chisel-tooth Circular Saw Blades.

ORDER NUMBER **5605 750 4343**



WEAR AND TEAR PROTECTION

For DuroCut 20-2.

ORDER NUMBER **4005 007 1002**



Order Number

Max. Cutting Circle Diameter
(line/metal) (mm)

FS 55

FSA 57

FS 131/FSA 130/FSA 135 /
FR 460/FS-KM

FS 94

FS 360/FS 460

FS 560

FSA 90

UNIVERSAL GUARDS FOR LINE MOWING HEADS AND METAL TOOLS



4180 007 1028

420/260

-

-

●

●

-

-

-

GUARDS FOR METAL TOOLS



4863 710 8100

-/260

-

-

-

-

-

-

●

4144 710 8116

-/230

●

-

-

-

-

-

-

4147 710 8101

-/305

-

-

-

-

●

-

-

GUARDS FOR LINE MOWING HEADS AND POLY-CUT



4144 710 8117

420/-

●

-

-

-

-

-

-

4147 710 8100

480/-

-

-

-

-

●

●

-

4863 710 8120

380/-

-

-

-

-

-

-

●

4180 007 1030

420/-

-

-

●

●

-

-

-

4522 710 8102

280/-

-

●

-

-

-

-

-

GUARDS FOR CIRCULAR SAW BLADES (STOP AND GUARD FOR CIRCULAR SAW BLADES)



4180 710 8202

-/200

-

-

●

-

-

-

-

4148 710 8201

-/225

-

-

-

-

-

●

-



CUT FOR CUT, GETS THE PERFECT SHAPE.

PETROL DRIVEN HEDGETRIMMERS

➔ FROM PAGE 185

BATTERY SHRUB SHEARS AND BATTERY HEDGETRIMMERS

➔ FROM PAGE 186

ELECTRIC HEDGETRIMMERS

➔ FROM PAGE 190

ACCESSORIES FOR HEDGETRIMMERS

➔ FROM PAGE 191

LONG-REACH HEDGETRIMMERS AND ACCESSORIES

➔ FROM PAGE 195

HEDGETRIMMERS IN DETAIL



TECHNOLOGY

- 01 STIHL EC ELECTRONICS**
In the AP System, the electronic control unit recognises the respective load during use and actively influences the EC Engine. This results in a consistent blade stroke, even while pruning very thick hedges, as well as always achieving the optimum power output.
- 02 STIHL ELECTRIC MOTOR (EC)**
Alongside impressive performance, Professional Hedgetrimmers in the AP System have an EC Engine with automatic switching of rotation direction. This makes it possible to release the cutter when necessary.

CONVENIENCE

- 03 ROTATING MULTI-FUNCTION HANDLE**
Can be easily moved into the optimum position for side and overhead cutting.
- 04 SOPHISTICATED BLADE GEOMETRY**
A sophisticated blade shape and specially coordinated trimming and cutting gears ensure the best performance.
- 05 LOOP HANDLE**
Comfortable to hold and energy-sparing, particularly when working for extended periods.

SAFETY

- 06 SCREW-ON CUT PROTECTION**
Reduces risk of injury to the user and guarantees easy replacement when worn.
- 07 SCREW-ON TIP PROTECTOR**
Protects the tip of the Hedgetrimmer blade from wear, and makes it easier to cut close to walls and the ground.

PETROL HEDGETRIMMERS

- Powerful tools with low weight and high cutting performance
- For use on large properties
- For park and landscape maintenance
- Delivers the perfect cut for thick hedges and ornamental trees



HS 45

27.2 cm³ • 0.75 kW/1.0 hp • 4.7 kg[Ⓞ]

Entry-level model for the maintenance of shrubs and bushes in the garden. STIHL Anti-vibration System, STIHL ElastoStart, Long-life Air Filter System, single-sided cutting blades, integrated cut protection.

BAR LENGTH 60 cm
ORDER NUMBER 4228 011 2936



HS 56

21.4 cm³ • 0.65 kW/0.9 hp • 4.5 kg[Ⓞ]

Perfect for landscapers and farmers. STIHL Anti-vibration System, STIHL ErgoStart, Long-life Air Filter System, master control lever, tool-free fuel cap, double-sided cutting blades, screw-on cut and tip protector.

BAR LENGTH 60 cm
ORDER NUMBER 4242 011 2909



HS 82 R

22.7 cm³ • 0.7 kW/1.0 hp • 5.6 kg[Ⓞ]

Professional tool with low blade speed for powerful cutting. A simplified start-up sequence for convenient starting. STIHL Anti-vibration System, Long-life Air Filter System, double-sided cutting blades, rotating multi-function handle, screw-on cut and tip protector, stop button.

BAR LENGTH 75 cm
ORDER NUMBER 4237 011 2963

R = PRUNING

Ⓞ WEIGHT EXCLUDING FUEL,
FULLY ASSEMBLED



BATTERY SHRUB SHEARS AND BATTERY HEDGETRIMMERS

- For domestic users and professionals
- For hedge trimming in noise-sensitive residential areas and in hospital gardens, cemeteries, schools, etc.
- Easy and comfortable to use
- Excellent cutting performance



HSA 26



10.8 V • 0.8 kg [Ⓢ]

Lightweight and Compact Battery Shrub Shears with Shrub Cutter to trim and maintain smaller, evergreen hedges and small-leaved ornamental trees. Shrub Cutter with optimised STIHL cutter geometry for an optimum cutting experience. With Grasstrimmer included for cutting lawn edges. Non-slip control handle for perfect ergonomics, rapid, tool-free blade change, and battery charge-level indicator so you can keep an eye on the remaining battery capacity at all times. The AS 2 Battery works exclusively with the products in the AS System and is not compatible with the HSA 25. The HSA 26 is available in a set or as an individual tool.

Included in the **set**:

1x AS 2 Lithium-ion Battery, 28 Wh, 10.8 V

1x AL 1 Standard Charger

1x Shrub Cutter, cutting length of 20 cm,
including blade scabbard cross-section

1x Grass Trimmer, cutting width of 12 cm
including blade scabbard cross-section

1x Black/Orange carry bag with eyelets for wall-mounting

**HSA 26 INDIVIDUAL TOOL WITH SHRUB CUTTER AND GRASSTRIMMER,
EXCLUDING BATTERY AND CHARGER**


BAR LENGTH **20 cm**
ORDER NUMBER **HA03 011 3504**

HSA 26 SET

BAR LENGTH **20 cm**
ORDER NUMBER **HA03 011 3510**

TELESCOPIC SHAFT FOR HSA 26

Facilitates ergonomic working in an upright position with the HSA 26. Easy and rapid connection with the HSA 26 as well as easy changeover of the AS 2 battery in the handle. Telescopic adjustment on an infinitely variable basis, from 95–110 cm, working angle that can be adjusted through 125°, smooth-running rollers, soft handle. The telescopic shaft only fits the HSA 26 and is not compatible with the GTA 26 or the HSA 25.



ORDER NUMBER **HA03 710 7100**



NEW
HSA 30



10.8 V · 2.0 kg^①

Ultralight, ergonomic battery hedge trimmer with good cutting performance, for trimming shrubs and hedges in your home's outdoor spaces. 45 cm bar length. Laser-cut, diamond-ground blade with 22 mm tooth spacing, integrated cut protection, screw-on tip protector, replaceable AS 2 lithium-ion battery with charge-level indicator.

HSA 30 EXCLUDING BATTERY AND CHARGER
BAR LENGTH **45 cm**
ORDER NUMBER **HA08 011 3500**

HSA 30 SET WITH AS 2 AND AL 1
BAR LENGTH **45 cm**
ORDER NUMBER **HA08 011 3513**



HSA 45



18 V · 2.3 kg^①

A very light Battery Hedgetrimmer with good cutting performance, for trimming shrubs and hedges in your home's outdoor spaces. Single-sided cutting blade with 24 mm tooth spacing, integrated cut protection, screw-on tip protector, integrated Lithium-ion Battery (36 Wh) with charge-level indicator. Battery charging time 145 min/210 min (80%/100%).

BAR LENGTH **50 cm**
ORDER NUMBER **4511 011 3524**



NEW
HSA 40



10.8 V · 2.1 kg^①

A very light, ergonomic battery hedge trimmer with good cutting performance, for trimming shrubs and hedges in your home's outdoor spaces. 50 cm bar length. Laser-cut, diamond-ground blade with 24 mm tooth spacing, integrated cut protection, screw-on tip protector, replaceable AS 2 lithium-ion battery with charge-level indicator.

HSA 40 EXCLUDING BATTERY AND CHARGER
BAR LENGTH **50 cm**
ORDER NUMBER **HA08 011 3520**

HSA 40 SET WITH 2 x AS 2 AND AL 1
BAR LENGTH **50 cm**
ORDER NUMBER **HA08 011 3533**



PAGE **296**
SUPERCLEAN

Loosens resin and dirt from Hedgetrimmer blades and also acts as corrosion protection and lubricant. Available as a 300 ml spray can.



① WEIGHT EXCLUDING BATTERY
② EXPLANATION OF SYMBOLS ON PAGE 340





HSA 50



36 V • 2.9 kg^①

Lightweight and quiet Battery Hedgetrimmer for trimming bushes, shrubs, and medium-sized hedges. Laser-cut, diamond-ground and hardened blades, blade geometry in a patented teardrop shape⁷ for perfect cuts and a healthy hedge. Comfortable and effortless work due to optimum power tool balance, ergonomically shaped control handle, loop handle with inner switch, and low weight. Screw-on blade tip protector to prevent wear when working near the ground or along walls.

HSA 50 EXCLUDING BATTERY AND CHARGER

BAR LENGTH **50 cm**
ORDER NUMBER **4521 011 3530**

HSA 50 SET WITH AK 10 AND AL 101

BAR LENGTH **50 cm**
ORDER NUMBER **4521 011 3544**



HSA 60



36 V • 3.5 kg^①

Battery Hedgetrimmer with very powerful cutting performance for demanding applications, such as trimming bushes and tall hedges. Laser-cut, diamond-ground and hardened blades, blade geometry in a patented teardrop shape⁷ for perfect cuts and a healthy hedge. Effortless and ergonomic working thanks to optimal power tool balance, rotatable multi-function handle, loop handle with inner switch, and STIHL anti-vibration system. Anti-block system for easy change of the cutting blades' rotational direction in the event of blockages. EC engine for constant output and long service life. Screw-on blade tip protector to prevent wear when working near the ground or along walls.

HSA 60 EXCLUDING BATTERY AND CHARGER

BAR LENGTH **60 cm**
ORDER NUMBER **HA06 011 3500**

HSA 60 SET WITH AK 10 AND AL 101

BAR LENGTH **60 cm**
ORDER NUMBER **HA06 011 3514**



ERGONOMIC AND COMFORTABLE WORK - THANKS TO A ROTATABLE MULTI-FUNCTION HANDLE.

The rotatable multi-function handle enables precise and notably comfortable work when cutting to the side and at head height. You can rotate it 90° to the right or left depending on the application. This means an ergonomically favourable working position is always supported for every cut – even when working in several different directions. Joining our HSA 100 professional battery Hedgetrimmers, the new HSA 60 battery Hedgetrimmer from the STIHL AK-System is now equipped with the rotatable multi-function handle for the first time. Together with its low weight, optimum power tool balance, and STIHL anti-vibration system, it enables very strength-saving work. See for yourself!





HSA 94



36 V • from 4.4 kg ^①

Extremely high-performance and robust professional Battery Hedgetrimmer with low blade speed for powerful cutting. Constant stroke rate (even under extreme load when performing heavy pruning), rotating multi-function handle with three-setting stroke rate, double-sided cutting blade in the pruning version, and screw-on cut and tip protector. Battery operation with the aid of the AP Holster with Connecting Cable, a Carrying System or an AR Battery.

HSA 94 EXCLUDING BATTERY AND CHARGER

BAR LENGTH **75 cm**
ORDER NUMBER **4869 011 3503**



**SUITABLE LITHIUM-ION BATTERIES
AND OTHER ACCESSORIES**

SEE **FROM PAGE 10**

HSA 100

A POWERFUL ALL-ROUNDER



Universal Hedgetrimmer for professional use in nurseries, landscape maintenance, and groundskeeping operations. Ideal for maintaining all types of hedges, and for trimming and pruning anything from thin branches to thick shoots that are many years old.



HIGHLY ERGONOMIC

thanks to optimum power tool balance, rotatable multi-functional handle, loop handle with inner switch, STIHL anti-vibration system, and low weight.

CONSTANT AND RELIABLE PERFORMANCE

thanks to a durable
EC engine.



36 V • 3.7 kg ^①

HSA 100 EXCLUDING BATTERY AND CHARGER

BAR LENGTH **60 cm**
ORDER NUMBER **HA07 011 3500**

EXCELLENT CUTTING PERFORMANCE

thanks to double-sided cutting blades with STIHL blade geometry and 34 cm tooth spacing.

EFFICIENT WORK

with easy change of cutting
blades' rotational direction in
the event of blockages.

LOW-WEAR WORK

due to screw-on tip
protector.

^① WEIGHT EXCLUDING BATTERY BUT INCLUDING CUTTING TOOL
^② EXPLANATION OF SYMBOLS ON PAGE 340



ELECTRIC HEDGETRIMMERS

- For trimming hedges and bushes in domestic outdoor areas
- Easy to handle
- Especially light and quiet



HSE 42

230 V • 420 W • 3.0 kg[Ⓞ]

Ideal for trimming and cutting twigs and thin branches. Integrated cut protection, screw-on tip protector, small hand guard, mechanical blade brake, single-sided cutting blades, cable strain relief with lock.

BAR LENGTH **45 cm**
ORDER NUMBER **4818 011 3505**

ACCESSORIES FOR HEDGETRIMMERS

- Handy helpers to lighten your workload
- Tip protectors and catcher plates
- 'Adjustable blade position' conversion kits



TELESCOPIC SHAFT FOR HSA 26

Facilitates ergonomic working in an upright position with the HSA 26. Easy and rapid connection with the HSA 26 well as easy changeover of the AS 2 battery in the handle. Telescopic adjustment on an infinitely variable basis, from 95–110 cm, working angle that can be adjusted through 125°, smooth-running rollers, soft handle. The telescopic shaft only fits the HSA 26 and is not compatible with the GTA 26 or the HSA 25.



ORDER NUMBER **HA03 710 7100**

TIP PROTECTORS

Prevents the end of the cutter bar from getting damaged while working close to walls and the ground.



SUITABLE FOR HS 56 C-E

ORDER NUMBER **4237 792 9006**

SUITABLE FOR HS 81 T, HS 82 R, AND HSA 94 R

ORDER NUMBER **4237 790 9802**

CATCHER PLATES FOR CUTTING BLADES

For catching and removing cuttings.
Can be mounted on both sides.



FITS HSA 56, HSA 66, HSA 86, ALL HSE AND HLA
for a 50 cm bar length, can be fitted without tools

ORDER NUMBER **4859 740 3300**

CARRY BAG

Perfect for transporting and storing the tool together with the FS-KM or HL-KM CombiTools. Can be used for KMA 130 R, HSA 56, HSA 66, HSA 86, HLA 65, HLA 56, BGA 85, BGA 100 and all CombiEngines with loop handle.



ORDER NUMBER **0000 881 0507**



PETROL-DRIVEN HEDGETRIMMERS		Order Number		Bar Length (cm)		Displacement (cm ³)		Power Output (kW/hp)		Rated Voltage (V)		Power Consumption (W)		Weight (kg)		Sound Pressure Level [Ⓞ] (dB(A))		Sound Power Level [Ⓞ] (dB(A))		Vibration Level left/right [Ⓞ] (m/s ²)		STIHL Engine (2-MIX/4-MIX [®])		Total Length (cm)		Stroke Rate (rpm)		Tooth Spacing (mm)		STIHL Anti-vibration System		STIHL ElastoStart		STIHL ErgoStart (E)		Long-life Air Filter System		Rotary Handle	
HS 45	4228 011 2936	60	27.2	0.75/1.0	-	-	5.0 [Ⓞ]	97	107	100/9.0	-	110	3,800	30	●	●	-	●	●	-	-	●	-	-	-	-	-	-	-	-	-	-	-	-	-	-	-	-	
HS 56 C	4242 011 2909	60	21.4	0.65/0.9	-	-	4.5 [Ⓞ]	95	107	4.7/5.5	2-MIX	104	3,600	34	●	●	-	●	●	-	-	●	-	-	-	-	-	-	-	-	-	-	-	-	-	-	-	-	
HS 82 R	4237 011 2963	75	22.7	0.7/1.0	-	-	5.6 [Ⓞ]	94	107	2.4/2.8	2-MIX	135	3,200	38	●	●	-	●	●	-	-	●	-	-	-	-	-	-	-	-	-	-	-	-	-	-	-	-	
ELECTRIC HEDGETRIMMERS																																							
HSE 42	4818 011 3505	45	-	-	230	420	3.0 [Ⓞ]	84	95	3.1/1.5	-	92	3,400	21	-	-	-	-	-	-	-	-	-	-	-	-	-	-	-	-	-	-	-	-	-	-	-	-	

● AS STANDARD

E = ERGOSTART
R = PRUNINGⓄ K FACTOR ACCORDING TO DIR. 2006/42/EC = 2.0 dB(A)
Ⓞ K FACTOR ACCORDING TO DIR. 2006/42/EC = 2 m/s²
Ⓞ WEIGHT EXCLUDING FUEL, FULLY ASSEMBLEDⓄ WEIGHT EXCLUDING BATTERY
BUT INCLUDING GRASS TRIMMER
Ⓞ WEIGHT INCLUDING BATTERY
Ⓞ WEIGHT INCLUDING BATTERYⓄ WEIGHT INCLUDING BATTERY
AND EXCLUDING CHARGER
Ⓞ WEIGHT EXCLUDING CABLE
Ⓞ WITH SHRUB CUTTER/WITH GRASS TRIMMER

Ⓞ LEVEL 1/LEVEL 2/LEVEL 3

HEDGE TRIMMERS AND LONG-REACH HEDGE TRIMMERS

BATTERY HEDGE TRIMMERS

Order Number	Bar Length (cm)	Rated Voltage (V)	Weight (kg)	Sound Pressure Level ^⓪ (dB(A))	Sound Power Level ^⓪ (dB(A))	Vibration Level left/right ^⓪ (m/s ²)	STIHL Engine (2-MIX/4-MIX®)/ STIHL Battery System	Total Length (cm)	Stroke Rate (rpm)	Tooth Spacing (mm)	STIHL Anti-vibration System	STIHL ElastoStart	STIHL ErgoStart (E)	Long-life Air Filter System	Rotary Handle
HSA 26	HA03 011 3504	20	10.8	0.8 ^⓪	85	90	2.5/2.5	AS System	50	2.200	19	-	-	-	-
HSA 26 SET WITH AS 2 + AL 1	HA03 011 3510	20	10.8	0.9 ^⓪	85	90	2.5/2.5	AS System	50	2.200	19	-	-	-	-
HSA 30 NEW	HA08 011 3500	45	10.8	2.0 ^⓪	82	90	1.9/1.4	AS System	89	2.800	22	-	-	-	-
HSA 30 SET NEW WITH AS 2 + AL 1	HA08 011 3513	45	10.8	2.2 ^⓪	82	90	1.9/1.4	AS System	89	2.800	22	-	-	-	-
HSA 40 NEW	HA08 011 3520	50	10.8	2.1 ^⓪	82	90	1.9/1.4	AS System	94	2.800	24	-	-	-	-
HSA 40 SET NEW WITH 2 X AS 2 + AL 1	HA08 011 3533	50	10.8	2.3 ^⓪	82	90	1.9/1.4	AS System	94	2.800	24	-	-	-	-
HSA 45	4511 011 3524	50	18	2.3 ^⓪	54	77	1.4/1.5	AllLine	92	2.500	24	-	-	-	-
HSA 50	4521 011 3530	50	36	2.9 ^⓪	79	91	2.0/1.6	AK System	101	2.800	30	-	-	-	-
HSA 50 SET WITH AK 10 + AL 101	4521 011 3544	50	36	3.7 ^⓪	79	91	2.0/1.6	AK System	101	2.800	30	-	-	-	-
HSA 60	HA06 011 3500	60	36	3.5 ^⓪	77	85	1.5/1.0	AK System	117	3.000	30	●	-	-	-
HSA 60 SET WITH AK 10 + AL 101	HA06 011 3514	60	36	4.3 ^⓪	77	85	1.5/1.0	AK System	117	3.000	30	●	-	-	-
HSA 94	4869 011 3503	75	36	4.4 ^⓪	84	95	4.2/3.3	AP System	132	2.800/3.000/3.200 ^⓪	38	-	-	-	●
HSA 100	HA07 011 3500	60	36	3.7 ^⓪	76	84	1.0/0.8	AP System	117	3.000	34	●	-	-	-

● AS STANDARD
E - ERGOSTART
R - PRUNING

⓪ K FACTOR ACCORDING TO DIR. 2006/42/EC - 2.0 dB(A)
⓪ K FACTOR ACCORDING TO DIR. 2006/42/EC - 2 m/s²
⓪ WEIGHT EXCLUDING FUEL, FULLY ASSEMBLED

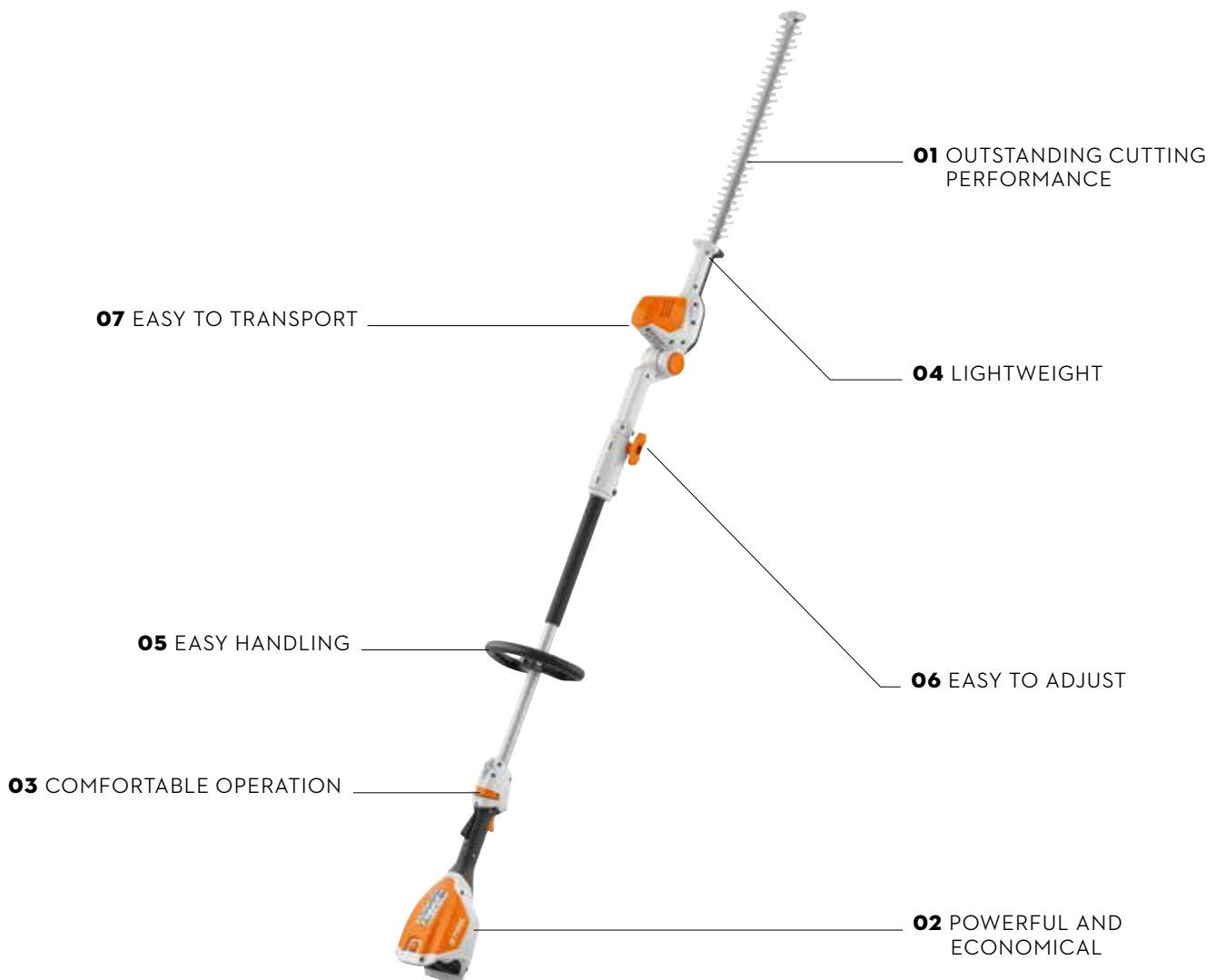
⓪ WEIGHT EXCLUDING BATTERY
⓪ BUT INCLUDING GRASS TRIMMER
⓪ WEIGHT INCLUDING BATTERY
⓪ WEIGHT EXCLUDING BATTERY

⓪ WEIGHT INCLUDING BATTERY
AND EXCLUDING CHARGER
⓪ WEIGHT EXCLUDING CABLE
⓪ WITH SHRUB CUTTER/WITH GRASS TRIMMER

⓪ LEVEL 1/LEVEL 2/LEVEL 3
⓪ PRICE EXCLUDES BATTERY AND CHARGER



LONG-REACH HEDGETRIMMERS IN DETAIL



TECHNOLOGY

- 01** **BLADE SYSTEM**
Double-sided cutting blades ensure a powerful and precise cut even through thicker branches.
- 02** **THE STIHL 2-MIX ENGINE**
is both powerful and economical. Separating the emissions from the fresh mixture minimises flushing losses, resulting in increased power output with reduced consumption.

CONVENIENCE

- 03** **MULTI-FUNCTION HANDLE**
Enables easy operation of all engine functions.
- 04** **LIGHTWEIGHT TRANSMISSION**
Especially light due to its housing being made from magnesium.
- 05** **LOOP HANDLE**
Enables maximum flexibility and easy operation even in confined working conditions.

SAFETY

- 06** **QUICK-ADJUSTMENT SYSTEM**
Enables the cutter bar to be incrementally adjusted up to 145° in two directions.
- 07** **CARRYING POSITION**
To save space during transport, the cutter bar can be folded parallel to the shaft and locked.

LONG-REACH HEDGETRIMMERS AND ACCESSORIES

- For professional landscape gardeners as well as intensive domestic users
- Available in short or long shaft versions
- For particularly wide, high or long hedges right down to ground level, and shrubs around the outside of the home.
- Handy helpers to lighten your workload

HLA 56



36 V - 3.8 kg^①

Lightweight Battery Long-reach Hedgetrimmer for cutting taller hedges and shrubs in your home garden. Single-sided cutter blade in a teardrop shape, variably adjusted blade angle from -45° to +90°, detachable shaft for easy transport. Carrying length 115 cm, total length 210 cm.



ACCESSORIES:
HLA SHAFT
EXTENSION



SEE PAGE 197

HLA 56 EXCLUDING BATTERY & CHARGER

ORDER NUMBER **HA01 011 2910**

HLA 56 SET WITH AK 20 AND AL 101

ORDER NUMBER **HA01 200 0046**



① WEIGHT EXCLUDING BATTERY
② EXPLANATION OF SYMBOLS ON PAGE 340

HLA 66



36 V · 3.8 kg^①

Lightweight Battery Long-reach Hedgetrimmer for pruning hedges and shrubs as well as plants close to the ground. The cutter bar can be adjusted through 115° without the use of tools for head-height, side, and ground-level cutting. Double-sided cutting blade for a clean cutting pattern. Constant blade stroke and work progress under load. Loop handle, infinitely variable speed control, and intuitive control handle. Transport length with cutter bar folded up 125 cm; total length 205 cm.



**ACCESSORIES:
PROTECTIVE
FOOT**



SEE PAGE 54


HLA 66 EXCLUDING BATTERY & CHARGER
ORDER NUMBER **4859 011 2910**

HLA 135



36 V · 5.6 kg^①

The most powerful cordless long-reach hedge trimmer in the STIHL range for professional use in noise-sensitive areas. For cutting shrubs and bushes as well as plants near the ground, and the whole spectrum from trimming to pruning. The cutter bar can be adjusted through 145° without the use of tools for head-height, side, and ground-level cutting. Double-sided cutting blade for a clean cutting pattern. Intuitive control handle with an LED display. Mounting point for the STIHL Smart Connector 2 A on the power tool housing. Total length 249 cm.



**ACCESSORIES:
PROTECTIVE
FOOT**



SEE PAGE 54

HLA 135 EXCLUDING BATTERY AND CHARGER
ORDER NUMBER **HA04 200 0001**

HLA 86



36 V · 4.8 kg^①

Battery Long-reach Hedgetrimmer with significant range for professional use. Particularly well-suited for pruning tall hedges and shrubs as well as cutting back plants close to the ground. Ergonomic work due to a stable square-cut telescopic shaft. Both the shaft length and cutter bar can be adjusted tool-free. The cutter bar can be pivoted through 115° for head-height, side, and ground-level cutting. Double-sided cutting plate for a clean cutting pattern, infinitely variable speed control, intuitive control handle. Transport length with cutter bar folded up 180 cm; total length 260-330 cm.



**ACCESSORIES:
PROTECTIVE
FOOT**



SEE PAGE 54

HLA 86 EXCLUDING BATTERY & CHARGER
ORDER NUMBER **4859 011 2930**

① WEIGHT EXCLUDING BATTERY
② WEIGHT EXCLUDING CABLE
③ EXPLANATION OF SYMBOLS ON PAGE 340

CATCHER PLATES FOR CUTTING BLADES

For catching and removing cuttings. 50 cm bar length, tool-free, can be mounted on both sides, for HSA 56, HSA 66, HSA 86, all HLA and HSE models.



ORDER NUMBER **4859 740 3300**

HLA SHAFT EXTENSION

Made of aluminium. Simple shaft extension by 50 cm for the HLA 56 Battery Long-reach Hedgetrimmer. Weight: 500 g.



ORDER NUMBER **HA01 820 5000**

RTS HARNESS

For prolonged use. Can be adjusted to the user's size, makes particularly effortless and ergonomic work possible. Can be used with the HT 75, HT 133, HTA 65, HTA 85, HTE 60, CombiEngines with HT-KM or HL-KM 145°, HLA 65, HLA 85 and HLE 71.



ORDER NUMBER **0000 790 4400**

CARRY BAG



Perfect for transporting and storing the tool together with the FS-KM or HL-KM CombiTools. Suitable for KM 56 RC-E, KM 94 RC-E, KM 111 R, KM 131 R, HSA 56, HSA 66, HSA 86, HLA 56, HLA 65, BGA 85, BGA 100 and all CombiEngines with loop handle.

ORDER NUMBER **0000 881 0507**

BRACKET FOR TELESCOPIC SHAFT

For outstanding ergonomic design in combination with a basic shoulder strap or the RTS Harness. The tool is easy to attach and quick to release. Included in the scope of delivery with the HT 133. Suitable for the HTA 85 and HLA 85.



ORDER NUMBER **0000 790 8600**

TIP PROTECTORS

Prevents the end of the cutter bar from getting damaged while working close to walls and the ground (not suitable for HLA).



SUITABLE FOR HLE 71

ORDER NUMBER **4230 007 1005**

SUITABLE FOR HL 91, HL 94

ORDER NUMBER **4237 792 9006**



Order Number

Bar Length (cm)

Rated Voltage (V)

Power Consumption (W)

Weight (kg)

Sound Pressure Level[Ⓞ] (dB(A))Sound Power Level[Ⓞ] (dB(A))Vibration Level left/right[Ⓞ] (m/s²)STIHL Engine (2-MIX/4-MIX[®])/
STIHL Battery SystemTotal Length[Ⓞ] (cm)

Stroke Rate (rpm)

Tooth Spacing (mm)

STIHL ErgoStart (E)

BATTERY LONG-REACH HEDGETRIMMERS

HLA 56 (135°)	HA01 011 2910	45	36	-	3.8 [Ⓞ]	78	87	1.5/1.5	AK System	210	2,800	30	-
HLA 56 SET (135°) WITH AK 20 AND AL 101	HA01 200 0046	45	36	-	5.0 [Ⓞ]	78	87	1.5/1.5	AK System	210	2,800	30	-
HLA 66 (115°)	4859 011 2910	50	36	-	3.8 [Ⓞ]	80	91	3.2/1.8	AP System	205	3,000	33	-
HLA 86 (115°)	4859 011 2930	50	36	-	4.8 [Ⓞ]	80	91	3.2/1.6	AP System	260-330	3,000	33	-
HLA 135 (145°)	HA04 200 0001	60	36	-	5.6 [Ⓞ]	85	96	3.9/2.8	AP System	249	4,000	34	-

● AS STANDARD

Ⓞ K FACTOR ACCORDING TO DIR. 2006/42/EC = 2.0 dB(A)
Ⓞ K FACTOR ACCORDING TO DIR. 2006/42/EC = 2 m/s²Ⓞ WITH BLADE CUTTING ATTACHMENT
Ⓞ WEIGHT EXCLUDING BATTERY
Ⓞ WEIGHT INCLUDING BATTERYⓄ WEIGHT EXCLUDING CABLE
Ⓞ PRICE EXCLUDING BATTERY
AND CHARGER





LOOSEN THE GROUND WITHOUT DRAINING YOUR ENERGY.

POWER TILLERS

➔ FROM PAGE 203



POWER TILLERS IN DETAIL



TECHNOLOGY

01 SHREDDER BLADES

Feature a specially developed shape and dig over the ground in an optimised engagement sequence for optimal efficiency.

02 CENTRAL HANDLEBAR ADJUSTMENT

Enables height adjustment, lateral adjustment and folding of the bar using the quick-tensioning lever, to enable transportation or storage of the tiller.

03 180° PIVOTING BRAKE SPUR

Enables control of tilling depth and rate of advance, as well as making it easier to work in narrow passages and around curves. The captive brake spur is also easy to access and conveniently height-adjustable.

COMFORT

04 ANTI-VIBRATION SYSTEM

Integrated into the bar fixing, this reduces vibration on the bar, which also means that less effort is required when guiding the tool for longer periods.

05 SIMPLE THROTTLE CONTROL

Ensures effective work using the tool. All tillers can be steered using the two handlebars; the throttle control is within easy reach, meaning that the speed regulator on the bar can be operated using your thumb, while steering at the same time. This means that the power output can be precisely metered during tilling.

06 CLEANING POSITION

Enables particularly easy cleaning, assembly and disassembly of the shredder blades.

POWER TILLERS

- For use in agriculture, landscaping and garden centres
- For digging over soils and beds with little physical effort
- Very comfortable to operate
- Powerful and low-vibration



MH 610

212 cm³ • 4.4kW / 6.0 hp • 62 kg[Ⓓ]

Very powerful and robust tiller for tough jobs in demanding conditions. High user comfort with excellent user control.

ORDER NUMBER 6250 011 3900



MH 710

252 cm³ • 5.2kW / 7.1 hp • 101 kg[Ⓓ]

The most powerful STIHL tiller for demanding applications at larger scale. Extremely solid and robust. Comfortable to operate with excellent user control.

ORDER NUMBER 6251 011 3900



Order Number

Working width (cm)

Tilling set (Ø in cm)

Drive

Tank volume (l)

Engine type

Displacement (cm³)

Rated output (kW/hp)

Working speed (rpm)

Weight[Ⓞ] (kg)

Guaranteed sound power level L_{WA} (dB(A))

Measured sound pressure level L_{pA} (dB(A))

Sound pressure level uncertainty factor K_{pA}[Ⓞ] (dB(A))

Vibration level a_{hw} (m/s²)

Uncertainty factor K[Ⓞ] (m/s²)

Anti-vibration system

Central handlebar adjustment

Cleaning position

Worm gear

POWER TILLERS																			
MH 610	6250 011 3900	78	31	2V + 1R	3.6	STIHL EHC 600	212	4.4 / 6.0	3,600	62	96	83	3	6.9	2.76	-	●	-	-
MH 710	6251 011 3900	100	36	2V + 1R	3.6	STIHL EHC 600	252	5.2 / 7.1	3,600	101	96	83	3	10.8	4.32	-	●	-	-

● FITTED AS STANDARD

Ⓞ WEIGHT EXCLUDING FUELS AND LUBRICANTS

Ⓞ K_{pA}/K UNCERTAINTY FACTORS IN ACCORDANCE WITH DIRECTIVE 2006/42/ECRS

POWERFUL PERFORMANCE MADE EASY.

**FINDING THE RIGHT GARDEN
SHREDDER FOR YOU**

➔ FROM PAGE 209

GARDEN SHREDDERS AND ACCESSORIES

➔ FROM PAGE 210



GARDEN SHREDDERS IN DETAIL

01 COMBINED SHREDDING



02 OPTIMUM SHREDDING

03 LOW-NOISE WORK

04 SAFE OPERATION

TECHNOLOGY

01 2-CHAMBER SYSTEM

Two individual filler openings facilitate the loading of harder woody branches as well as mixed, softer shreddable material. Each chamber is equipped with special blades for the inserted material.

BRS TURNING TECHNOLOGY

The direction of the shredder blades can be changed with a dial. For hard shreddable material such as branches, use the clockwise direction, while the powerful blades that work in the anti-clockwise direction convert soft green waste into compostable mass. This distinction by shreddable material type ensures effective protection of the blades.

02 BLADE WITH SANDWICH DESIGN

Shreds the shreddable material successfully, with a low level of vibration. This process utilises additional wing blades and ripping blades for improved shredding.

CONVENIENCE

03 NOISE-OPTIMISED FEED CHUTE

Minimises operating noise during shredding.

04 ONE CLICK/ONE TURN SAFETY SWITCH

Both the switch-on button and the safety switch are integrated into the locking screw. The engine is stopped immediately with a single turn.

PERFECTLY TAILORED - FIND THE PERFECT GARDEN SHREDDER FOR YOU.

Create space and order in your garden with STIHL Garden Shredders. Simply cut back the plants, shred the trees and shrub cuttings, compost it - and relax. Your garden is neat and tidy in no time at all. Along with the matter of a power connection, your specific requirements are also important factors. These could include, for example, the volume of work, nature of material to be shredded (soft/hard) or the maximum branch thickness that needs to be broken down. There are also special low-noise models available for noise-sensitive areas of use.

Let us help you find the power tool that is right for you.



ELECTRIC SHREDDER

The wide range of high-performance Electric Shredders makes them perfect for a diverse selection of tasks. From occasional shredding of small quantities of green waste, to regularly reducing thicker branches to small pieces, we have the right model for any purpose.

- For gardens and premises with a power connection.
- Powerful electric motors
- Low-noise variants such as the GHE 135 L

MODEL RECOMMENDATION BASED ON SHREDDABLE MATERIAL

This overview provides a guide for the processing volume and type of shredding material for each model.

- **MIXED SHREDDABLE MATERIAL**
Flower prunings, leaves, thin twigs, etc.
- **HARD SHREDDABLE MATERIAL**
Branches, twigs, woody hedge trimmings, etc.

GARDEN SHREDDER	TYPE OF SHREDDING MATERIAL		PROCESSING VOLUME	
	MIXED	HARD	MIXED	HARD
ELECTRIC SHREDDER				
GHE 135 L	-	●		■ ■ ■
GHE 105	●	●	■	■ ■ ■
GHE 150	●	●	■ ■	■ ■ ■ ■ ■
GHE 355	●	●	■ ■ ■ ■	■ ■ ■



GARDEN SHREDDERS AND ACCESSORIES

- For amateur gardeners and landscapers
- For shredding hard and soft shreddable material
- With powerful engines
- Efficient blades and shredding systems
- A very diverse selection of models – which includes low-noise power tools



GHE 135 L[Ⓛ]

230V • 2.3kW

Low-noise, Compact Electric Shredder with a powerful electric motor for occasional shredding of mid-size branches. With cloverleaf opening, integrated shredder container, and slowly-rotating quiet roller.

ORDER NUMBER 6013 011 1124



GHE 150[Ⓛ]

230V • 2.2kW

Compact Electric Shredder with a powerful electric motor for occasional shredding of mid-size branches. With a sandwich blade unit and cloverleaf opening.

ORDER NUMBER 6008 011 1134



L = QUIET

Ⓛ PARTICULARLY WELL-SUITED FOR BRANCHES
 Ⓛ ONLY SUITABLE FOR HARD SHREDDABLE MATERIAL



GHE 355

230V • 2.2kW

The powerful GHE 355 combination Shredder is easy to fill thanks to the large easy feed chute. Whether you have thick branches or large quantities of soft shredding material, the patented BRS (Blade Rotation Reverse System) reversal mechanism, and the powerful Multi-Cut 355 Cutting System make short work of both.

ORDER NUMBER **6011 011 1024**



AHB 050

50-litre shredder container, self-supporting, for all shredders apart from the GHE 135 L.

ORDER NUMBER **6903 760 2546**



Order Number

Max. Branch Thickness (Ø in mm)

Rated Output (W)

Rated Voltage

Cutting Tool (rated speed)

Weight (kg)

Guaranteed Sound Power Level L_{WA} (dB(A))

Measured sound Pressure Level L_{pA} (dB(A))

Sound Pressure Level Uncertainty Factor K_{pA} (dB(A))

2-Chamber System

Sandwich Blade Unit

Turning Technology

Cloverleaf Opening

One Click/One Turn Safety Switch

ELECTRIC SHREDDER														
GHE 135 L ①	6013 011 1124	35	2,300	230 V-	Cutting roller (40 rpm)	23.0	94	87	3	-	-	-	●	-
GHE 150 ①	6008 011 1134	35	2,500	230 V-	Multi-Cut 150 (2,800 rpm)	26.0	99	89	2	-	●	-	●	-
GHE 355	6011 011 1024	35	2,500	230 V-	Multi-Cut 355 (2,750 rpm)	30.0	100	94	3	-	●	●	-	-

L = QUIET

● AS STANDARD

① PARTICULARLY WELL-SUITED FOR BRANCHES

② ONLY SUITABLE FOR HARD SHREDDABLE MATERIAL





MOVE LARGE VOLUMES OF WATER WITH EASE.

WATER PUMPS

➔ FROM PAGE 215



WATER PUMPS IN DETAIL



06 EASY TO MAINTAIN

02 LOW-OIL PROTECTION

01 POWERFUL
AND RELIABLE

05 EASY TO TRANSPORT

04 HARD-WEARING
AND STURDY

03 EXCELLENT
VIBRATION
DAMPENING

TECHNOLOGY

01 STIHL EHC ENGINE

All STIHL water pumps are equipped with powerful and reliable 4-stroke petrol engines.

02 OIL SENSOR

As soon as the oil level falls below what is required for safe operation, the engine switches off automatically.

03 ANTI-VIBRATION SYSTEM

Vibration dampers attached in a straight line on the engine and on the flange of the pump housing reduce mechanical tension on the entire power tool and ensure smooth running characteristics, even at high engine speeds.

COMFORT

04 STURDY FRAME

The robust frame ensures good stability on various surfaces and simultaneously protects the engine against damage.

05 COMPACT DESIGN

The compact design enables easy transport and space-saving storage.

06 EASY OPERATION, EASY MAINTENANCE

All service-relevant components are easy to access. The air filter can be replaced without the need for tools.

WATER PUMPS

- For use in agriculture
- For removing water from seas, rivers, ponds, and other reservoirs, simple transport of water volumes, and pumping out accumulated water
- Self-priming pumps with 2", 3", or 4" connections for medium to large delivery volumes



WP 300 2"

212 cm³ · 616 Lpm · 26.0kg^①

Versatile water pump with powerful 4-stroke petrol engine and 2" hose connections for moderate delivery volumes up to 37 m³/h. The integrated suction basket protects the pump against damage caused by dirt particles contained in the water. The robust frame of the water pump ensures good stability on various surfaces, and protects the engine against accidental impact and damage. Suction and pressure hose not included in scope of delivery.

ORDER NUMBER **VB03 011 2000**



LOCAL SPECIFICATIONS MUST BE OBSERVED WHEN REMOVING WATER FROM ABOVE-GROUND BODIES OF WATER!





WP 600 3"

212 cm³ • 1,050 Lpm • 29.0kg[Ⓛ]

Robust and reliable water pump with powerful 4-stroke petrol engine and 3" hose connections for large delivery volumes up to 63 m³/h. With integrated suction basket to protect the pump against dust particles contained in the water. The sturdy frame ensures good stability on various surfaces and simultaneously protects engine against damage. Suction and pressure hose not included in scope of delivery.

ORDER NUMBER **VB04 011 2000**



WP 900 4"

252 cm³ • 1,567 Lpm • 38.0kg[Ⓛ]

Very powerful water pump with 4-stroke petrol engine and 4" hose connections for very large delivery volumes up to 94 m³/h. The sturdy frame ensures good water pump stability on various surfaces and simultaneously protects engine against damage. The integrated suction basket protects the pump against contamination by dirt particles contained in the water. Suction and pressure hose not included in scope of delivery.

ORDER NUMBER **VB05 011 2000**

Order Number

Engine type

Displacement (cm³)

Rated output (kW/hp)

Max. working speed (rpm)

Tank volume (l)

Weight[Ⓛ] (kg)

Hose connection (inches)

Max. flow capacity (m³/h)

Max. volume flow (l/min)

Max. pressure head (m)

Max. suction head (m)

Max. delivery pressure (bar)

Guaranteed sound power level (dB(A))

Measured sound pressure level (dB(A))

Sound pressure level uncertainty[Ⓛ] (dB(A))

WATER PUMPS																
Model	Order Number	Engine type	Displacement (cm ³)	Rated output (kW/hp)	Max. working speed (rpm)	Tank volume (l)	Weight [Ⓛ] (kg)	Hose connection (inches)	Max. flow capacity (m ³ /h)	Max. volume flow (l/min)	Max. pressure head (m)	Max. suction head (m)	Max. delivery pressure (bar)	Guaranteed sound power level (dB(A))	Measured sound pressure level (dB(A))	Sound pressure level uncertainty [Ⓛ] (dB(A))
WP 300	VB03 011 2000	STIHL EHC 605	212	4.4 / 6.0	3,600	3.6	26.0	2	37	616	33	7	3	101	86	2
WP 600	VB04 011 2000	STIHL EHC 605	212	4.4 / 6.0	3,600	3.6	29.0	3	63	1,050	31	7	3	103	87	3
WP 900	VB05 011 2000	STIHL EHC 705	252	5.2 / 7.1	3,400	4.0	38.0	4	94	1,565	34	6.5	3	105	89	3

Ⓛ NET WEIGHT EXCLUDING FUELS AND LUBRICANTS
 Ⓛ UNCERTAINTY IN ACCORDANCE WITH DIRECTIVE 2006/42/EC



FOR MORE FLEXIBILITY

To keep the water pumps' area of application as flexible as possible, no hoses are included in the scope of delivery. Please take note of the suitability of dimensionally stable or pressure-stable material when choosing the suction and pressure hose. The interior diameter of the hoses must be appropriate for the water pump connection size (2", 3" or 4"). A suction filter must also be used for the suction hose.



APPROPRIATE FUELS AND LUBRICANTS

SEE FROM PAGE 290



DIRT COMES IN MANY FORMS. SO DOES OUR WIDE RANGE OF CLEANING SOLUTIONS.

PETROL BLOWERS

➔ FROM PAGE 221

BATTERY BLOWERS

➔ FROM PAGE 223

ELECTRIC BLOWERS

➔ FROM PAGE 226

ACCESSORIES FOR BLOWERS

➔ FROM PAGE 227

VACUUM SHREDDERS AND ACCESSORIES

➔ FROM PAGE 232

SWEEPING MACHINES

➔ FROM PAGE 237

COMPACT ELECTRIC WATERBLASTERS

➔ FROM PAGE 240

MID-RANGE ELECTRIC WATERBLASTERS

➔ FROM PAGE 243

ACCESSORIES FOR ELECTRIC WATERBLASTERS

➔ FROM PAGE 244

CLEANING AGENTS FOR ELECTRIC WATERBLASTERS

➔ FROM PAGE 246

PETROL WATERBLASTERS

➔ FROM PAGE 248

ACCESSORIES FOR PETROL WATERBLASTERS

➔ FROM PAGE 250

WET AND DRY VACUUM CLEANERS

➔ FROM PAGE 253

ACCESSORIES FOR WET AND DRY VACUUM CLEANERS

➔ FROM PAGE 255

BLOWERS IN DETAIL



TECHNOLOGY

- 01 STIHL ERGOSTART (E)**
Ensures comfortable and effortless starting. A spring between the starter cord reel and crankshaft relieves the strain when starting, meaning that excessive pulling on the cord is no longer needed.
- 02 HD2 FILTER**
Keeps even the finest dust away from the engine, ensuring a particularly long service life. Special material means it can easily be washed clean, using STIHL Varioclean and warm water for example.

CONVENIENCE

- 03 STIHL ANTI-VIBRATION SYSTEM**
Enables more comfortable work, as buffer and spring elements reduce the transmission of engine vibrations to the operator's arms and hands.
- 04 LOCKING THROTTLE LEVER WITH STOP BUTTON**
The throttle lever can be locked in full throttle position. A flick of the thumb shuts off the engine. The tool is then immediately ready to start again.

PETROL BLOWERS

- For homeowners, caretakers, landscapers and municipal workers
- Hand-held and backpack version
- Powerful and efficient
- Very comfortable to use



BG 50

27.2 cm³ · 3.6 kg[Ⓢ]

Blower for jobs around the home and garden. Extremely light and manoeuvrable.

ORDER NUMBER 4229 011 1724



BG 56

27.2 cm³ · 4.1 kg[Ⓢ]

Quickly clears leaves and grass cuttings. Round nozzle, stop button.

ORDER NUMBER 4241 011 1761



BG 86

27.2 cm³ · 4.4 kg[Ⓢ]

Suitable for clearing large areas of leaves and grass in very dusty areas, thanks to the new HD2 Filter. Round nozzle, flat nozzle, STIHL Anti-vibration System, locking throttle lever with stop button.

ORDER NUMBER 4241 011 1762





BR 700

64.8 cm³ • 10.8 kg [Ⓢ]

Extremely high-performance Blower with exceptional blowing power. Tool-free adjustment of the handle position and infinitely variable adjustment of the Blower tube. Soft handle. STIHL Anti-vibration System, 4-MIX® Engine. Ergonomically shaped, wide shoulder straps, hip belt, locking throttle lever with stop button, carry handle. The optional bike handle is recommended when working with curved nozzles for long periods.

ORDER NUMBER **4282 011 1642**



BR 800 C-E

79.9 cm³ • 11.7 kg [Ⓢ]

STIHL's most powerful Blower: practical side start for convenient restart while wearing on the back. Tool-free adjustment of the handle position and infinitely variable adjustment of the Blower tube. Soft handle, STIHL Anti-vibration System, ergonomically shaped, wide Shoulder Straps, Hip Belt, Chest Belt, 4-MIX Engine, simple start logic, infinitely variable locking throttle lever with stop button, carry handle.

ORDER NUMBER **4283 011 1602**



APPROPRIATE FUELS AND LUBRICANTS

CAN BE FOUND **FROM PAGE 290**

BATTERY BLOWERS

- Ideal for cleaning in noise-sensitive residential areas and hospital gardens, kindergartens, etc.
- Quietest Blower in the range
- Battery and emissions-free



BGA 45



18 V • 2.2 kg[Ⓢ]

Easy-to-manoeuve Battery Blower for cleaning small outdoor areas at home. Round nozzle, integrated Lithium-ion Battery (45 Wh) with charge-level indicator. Battery charging time: 210 min/300 min (80%/100%).

ORDER NUMBER 4513 011 5904



BGA 57



AK 20



36 V • 2.3 kg[Ⓢ]

Ergonomically balanced Battery Blower in a streamlined design for comfortable and effortless work. Round nozzle, soft handle, three-level adjustable Blower tube for optimum implementation of blowing force in use.

BGA 57 EXCLUDING BATTERY AND CHARGER

ORDER NUMBER 4523 011 5960

BGA 57 SET WITH AK 20 AND AL 101

ORDER NUMBER 4523 011 5974





BGA 60

60 % MORE BLOWING POWER THAN THE BGA 57



36 V • 2.3kg^①

The most powerful Battery Blower in the STIHL AK-System. Ideal for gathering leaves, paper and other waste into piles. Variable blowing power adjustment with additional Boost mode for up to 60% more blowing power than the BGA 57. Powerful, durable EC engine, round nozzle, length-adjustable blower tube with metal ring to protect against wear.

BGA 60 EXCLUDING BATTERY AND CHARGER
ORDER NUMBER **BA04 011 5900**

BGA 60 SET WITH AK 30 AND AL 101
ORDER NUMBER **BA04 011 5940**



WHILE STOCKS LAST

BGA 100



36 V • 2.5 kg^①

Pleasantly quiet, lightweight and very powerful Battery Blower for professional use, especially in urban, noise-sensitive areas. Round nozzle, soft handle, three power levels with additional boost function, three-setting length-adjustable Blower tube, lifting eyelet for support cushion. Flat nozzle for increased air speed available as an accessory. Battery operation with the aid of the AP Holster with Connecting Cable, a Carrying System, or an AR Battery.

BGA 100 EXCLUDING BATTERY AND CHARGER
ORDER NUMBER **4866 011 5900**



BGA 86



36 V • 2.8 kg^①

Comfortable to operate, very powerful Battery Blower for professional use, particularly in urban areas such as play grounds and car parks. For removing leaves, plant waste, and dirt. 40% more blowing power than the BGA 85, and with reduced weight. Round nozzle, soft handle, three-setting length-adjustable Blower tube. Flat nozzle for increased air speed available as an accessory.

BGA 86 EXCLUDING BATTERY AND CHARGER
ORDER NUMBER **BA02 011 5900**

BGA 86 SET WITH AP 300 S AND AL 300
ORDER NUMBER **BA02 200 0009**



BGA 200



36 V • 3.2 kg^①

High performance, Professional Blower suited to handheld or backpack configuration with the support of an optional Comfort Carry System. Round nozzle, soft handle, three power levels with additional boost function, three-setting length-adjustable Blower tube, lifting eyelet for support cushion. Battery operation with the aid of the AP Holster with Connecting Cable, a Carrying System, or an AR Battery.

BGA 200 EXCLUDING BATTERY AND CHARGER
ORDER NUMBER **BA01 011 5900**

BGA 200 SET WITH AR 3000 L BATTERY, CABLE, AP ADAPTER, CARRY SYSTEM FOR AR, CARRY SYSTEM FOR BGA 200 AND AL 500 CHARGER
ORDER NUMBER **BA01 200 0001**



BGA 300

The first powerful backpack cordless blower from STIHL for professional applications in noise-sensitive areas. Ideal for efficient cleaning of large areas, even with wet and heavy leaves, thanks to high blowing power and air speed. Especially quiet when in use thanks to unique STIHL Noise Reduction System. Optimal energy management thanks to variable adjustment of the blowing power via four pre-defined power levels (Level 1-3/Boost) on the control handle. Total flexibility thanks to rapid adjustment of blower tube length and handle position. Ergonomic weight distribution thanks to carrying system with hip belt and the centre of gravity of the AR L backpack battery, located close to the body. AR L backpack battery not included in scope of delivery. Mounting point for the STIHL Smart Connector 2 A on the power tool housing.



26 N
Blowing power^①

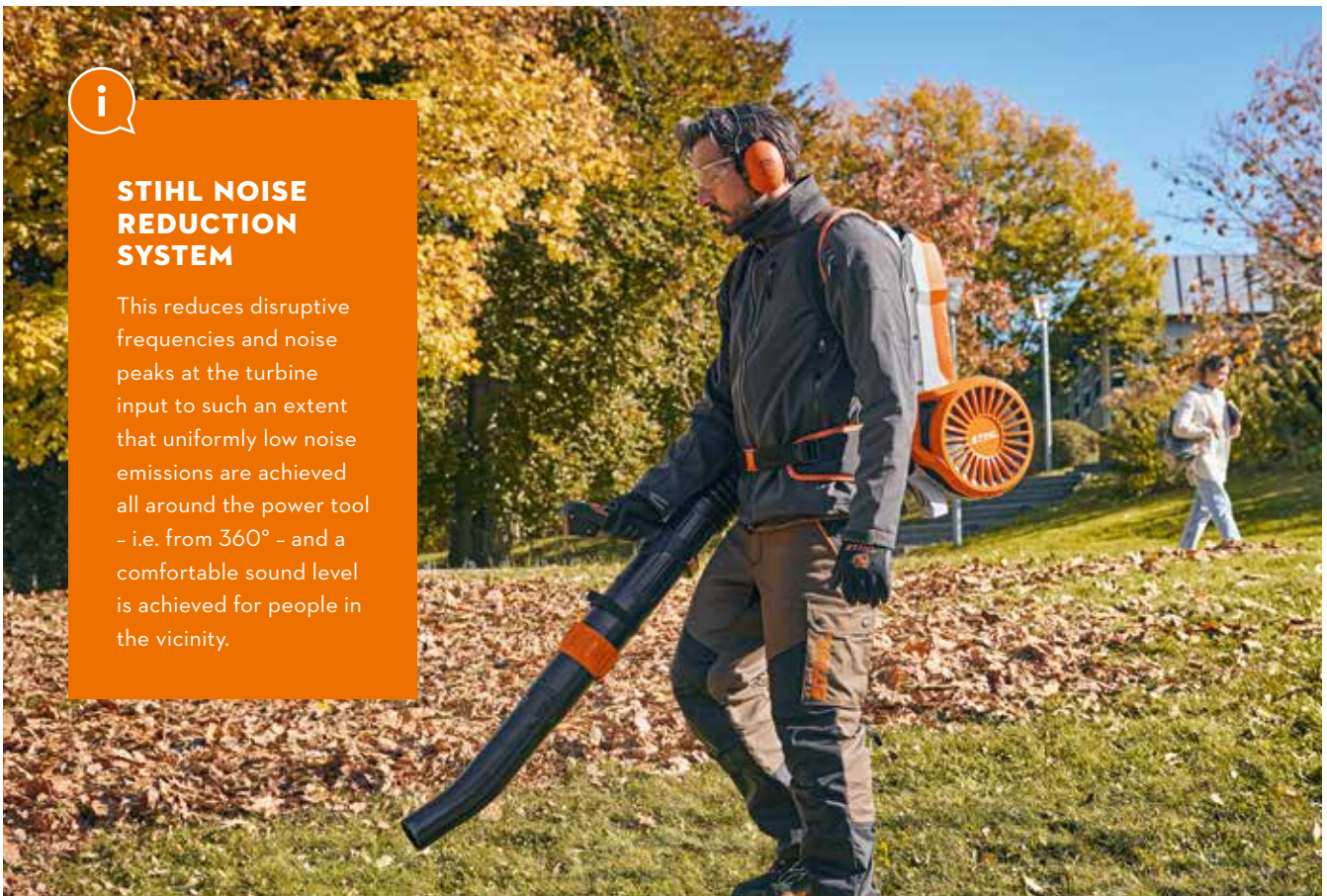
86 m/s
Air speed

MAX. 94 dB(A)
Volume^②



36 V • 7.4 kg^①

BGA 300 EXCLUDING BATTERY AND CHARGER
ORDER NUMBER **BA03 011 5900**



STIHL NOISE REDUCTION SYSTEM

This reduces disruptive frequencies and noise peaks at the turbine input to such an extent that uniformly low noise emissions are achieved all around the power tool – i.e. from 360° – and a comfortable sound level is achieved for people in the vicinity.

① WEIGHT EXCLUDING BATTERY
 ② EXPLANATION OF SYMBOLS ON PAGE 340
 ③ COMBINATION OF AIR SPEED AND AIR THROUGHPUT
 ④ K-FACTOR IN ACCORDANCE WITH DIRECTIVE 2006/42/EC = 2.0 DB(A)



ELECTRIC BLOWERS

- For homeowners
- Ideal for frequent use on private grounds
- Comfortably quiet operation
- High blowing power



BGE 61

230 V · 1.1 kW · 3.0 kg[Ⓞ]

For cleaning small to medium spaces around the home.
Flat nozzle, cable strain relief.

ORDER NUMBER 4811 011 1514



ACCESSORIES FOR BLOWERS

- For extending the range of possible applications
- Various nozzles
- Gutter-cleaning set
- Harness for improved user comfort



VACUUM ATTACHMENT

For converting the Blower into a Vacuum Shredder. For BG 56 and BG 86.



ORDER NUMBER 4241 700 2200

GUTTER CLEANING SET

For clearing dirt and leaves. Approx. 3 m long Blower tube, for BG 56, BG 66, BG 86, BGE 71 and BGE 81.



ORDER NUMBER 4241 007 1003

HIP BELTS

Equally distributes the weight across the hips. Soft padding.



FOR BR 350, BR 430, BR 450

ORDER NUMBER 4203 710 9102

FOR BR 500

ORDER NUMBER 4282 710 9101

BIKE HANDLE

Distributes recoil from the Blower onto both arms. Especially useful with curved nozzles, for BR 450, BR 700 and BR 800.



ORDER NUMBER 4282 790 1700

CHEST BELT

Ensures the shoulder straps are securely positioned. For BR 200, BR 450, BR 700.



ORDER NUMBER 0000 790 7700



HARNESS WITH CARRYING STRAP

Harness for BGA 85 for effortless work. The right balance is achieved through different rope-attachment loops, regardless of whether AP or AR Battery operated. When using AR Batteries an additional Support Cushion is needed.



ORDER NUMBER **4853 710 9000**

SUPPORT CUSHION SET

Support Cushion with Belt Adapter for securing the Support Cushion to the Carrying System, Battery Belt, or Hip Belt of the AR Backpack Batteries.



ORDER NUMBER **0000 007 1045**

CARRY BAG



Perfect for transporting and storing the tool together with the FS-KM or HL-KM CombiTools. Can be used for KMA 130 R, HSA 56, HSA 66, HSA 86, HLA 56, HLA 65, HLA 66, BGA 85, BGA 100 and all CombiEngines with loop handle.







ORDER NUMBER **0000 881 0507**

COMFORT CARRY SYSTEM

For BGA 200.



ORDER NUMBER **BA01 490 0400**

	Order Number	Shape	Suitable for Blower	Use
FLAT NOZZLES				
	4866 701 8301	straight	BGA 56, BGA 86, BGA 100	Makes heavy or wet blowable materials easier to remove thanks to the high air speed.
	4241 708 6302	curved	BG 56, BG 86, BGE 81	
	4606 701 8301	curved	BGA 85	
	4282 708 6340	curved	BR 500, BR 600	Enables work on large surfaces, spreads the air stream parallel to the ground.
	4282 708 6304	curved	BR 700	
ROUND NOZZLES				
	4244 708 6301	straight	BR 450	For effortless operation due to straight nozzle shape.

PETROL BLOWERS

	Order Number	Displacement (cm ³)	Rated Voltage (V)	Power Consumption (kW)	Weight (kg)	Blowing Force [Ⓢ] (N)	Max. Air Speed (m/s) with Round Nozzle/Flat Nozzle	Air Throughput (m ³ /h) with Round Nozzle/Flat Nozzle	Sound Pressure Level [Ⓢ] (dB(A))	Sound Power Level [Ⓢ] (dB(A))	Vibration Level, right [Ⓢ] (m/s ²)	STIHL Engine (2-MIX/4-MIX [®])	Round Nozzle/Flat Nozzle	STIHL Anti-vibration System	STIHL ElastoStart/ErgoStart (E)	STIHL Side Start	STIHL ElectroStart (F)	Chest Strap/Hip Strap	Vacuum Attachment	Catalytic Converter (D)
BG 50	4229 011 1724	27.2	-	-	3.6 [Ⓢ]	13	70	700/-	90	104	10.5	-	●/○	-	-	-	-	-	-	-
BG 56	4241 011 1761	27.2	-	-	4.1 [Ⓢ]	13	71/-	750/-	90	104	7.5	2-MIX	●/○	-	○/-	-	-	-/-	○	-
BG 86	4241 011 1762	27.2	-	-	4.4 [Ⓢ]	15	76/89	810/620	90	104	2.5	2-MIX	●/●	●	-/-	-	-	-/-	○	-
BR 700	4282 011 1642	64.8	-	-	10.8 [Ⓢ]	35	88/-	1,550/-	101	109	2.5	4-MIX [®]	●/○	●	-	-	-	○/●	-	-
BR 800 C-E	4283 011 1602	79.9	-	-	11.7 [Ⓢ]	41	97/-	1,700/-	104	112	3.5	4-MIX [®]	●/-	●	-/●	-	-	-/-	-	-

● AS STANDARD
○ CAN BE RETROFITTED

E - ERGOSTART
F - ELECTROSTART

Ⓢ K FACTOR ACCORDING TO DIR 2006/42/EC - 20 dB(A)
Ⓢ K FACTOR ACCORDING TO DIR 2006/42/EC - 2 m/s²
Ⓢ COMBINATION OF AIR SPEED AND AIR THROUGHPUT

Ⓢ WEIGHT EXCLUDING FUEL, FULLY ASSEMBLED
Ⓢ WEIGHT INCLUDING BATTERY
Ⓢ WEIGHT EXCLUDING BATTERY

Ⓢ WEIGHT INCLUDING BATTERY AND EXCLUDING CHARGER
Ⓢ IN BOOST

Order Number

Displacement (cm³)

Rated Voltage (V)

Power Consumption (kW)

Weight (kg)

Blowing Force[Ⓢ] (N)

Max. Air Speed (m/s) with Round Nozzle/Flat Nozzle

Air Throughput (m³/h) with Round Nozzle/Flat NozzleSound Pressure Level[Ⓢ] (dB(A))Sound Power Level[Ⓢ] (dB(A))Vibration Level, right[Ⓢ] (m/s²)STIHL Engine (2-MIX/4-MIX[®])/
STIHL Battery System

Round Nozzle/Flat Nozzle

STIHL Anti-vibration System

STIHL ElastoStart/ErgoStart (E)

STIHL Side Start

STIHL ElectroStart (F)

Chest Strap/Hip Strap

Vacuum Attachment

Catalytic Converter (D)

BATTERY BLOWERS

BGA 45	4513 011 5904	-	18	-	2.2 [Ⓢ]	5	44/-	420/-	76	87	3.2	Al Line	●/-	-	-	-	-	-	-	-
BGA 57	4523 011 5960	-	36	-	2.3 [Ⓢ]	9	59/-	620/-	79	91	0.5	AK System	●/O	-	-	-	-	-	-	-
BGA 57 SET WITH AK 20 + AL 101	4523 011 5974	-	36	-	3.4 [Ⓢ]	9	59/-	620/-	79	91	0.5	AK System	●/O	-	-	-	-	-	-	-
BGA 60	BA04 011 5900	-	36	-	2.3 [Ⓢ]	15	69/-	780/-	76	89	1.2	AK System	●/-	-	-	-	-	-	-	-
BGA 60 SET WITH AK 30 + AL 101	BA04 011 5940	-	36	-	3.5 [Ⓢ]	15	69/-	780/-	76	89	1.2	AK System	●/-	-	-	-	-	-	-	-
BGA 86	BA02 011 5900	-	36	-	2.8 [Ⓢ]	15	58/76	780/710	77	91	0.5	AP System	●/O	-	-	-	-	-	-	-
BGA 86 SET WITH AP 300 S + AL 300	BA02 200 0009	-	36	-	4.1 [Ⓢ]	15	58/76	780/710	77	91	0.5	AP System	●/O	-	-	-	-	-	-	-
BGA 100	4866 011 5900	-	36	-	2.5 [Ⓢ]	17 [Ⓢ]	63 [Ⓢ] /81	840 [Ⓢ] /760	80	90	2.5	AP System	●/O	-	-	-	-	-	-	-
BGA 200	BA01 011 5900	-	36	-	3.2 [Ⓢ]	21	84/-	940/-	80	90	0.7	AP System	●/-	-	-	-	-	-	-	-
BGA 200 SET WITH AR 3000 L, CABLE, AP ADAPTER, CARRY SYSTEM + AL 500	BA01 200 0001	-	36	-	3.2 [Ⓢ]	21	84/-	940/-	80	90	0.7	AR System	●/-	-	-	-	-	-	-	-
BGA 300	BA01 011 5900	-	36	-	7.4 [Ⓢ]	26 [Ⓢ]	86 [Ⓢ] /-	970 [Ⓢ] /-	84	94	0.2	AP System	●/O	-	-	-	-	-	-	-
ELECTRIC BLOWERS																				
BGE 61	4811 011 1514	-	230	1.1	3.0 [Ⓢ]	9	-/70	-/485	85	100	1.0	-	-	-	-	-	-	-	-	-

● AS STANDARD
○ CAN BE RETROFITTEDE - ERGOSTART
F - ELECTROSTARTⓈ K FACTOR ACCORDING TO DIR. 2006/42/EC = 2.0 dB(A)
Ⓢ K FACTOR ACCORDING TO DIR. 2006/42/EC = 2 m/s²
Ⓢ COMBINATION OF AIR SPEED AND AIR THROUGHPUTⓈ WEIGHT EXCLUDING FUEL, FULLY ASSEMBLED
Ⓢ WEIGHT INCLUDING BATTERY
Ⓢ WEIGHT EXCLUDING BATTERY
Ⓢ WEIGHT INCLUDING BATTERY AND EXCLUDING CHARGERⓈ IN BOOST
Ⓢ PRICE EXCLUDES BATTERY AND CHARGER
Ⓢ WEIGHT INCLUDING BATTERY AND EXCLUDING CHARGER

VACUUM SHREDDERS AND ACCESSORIES

- For home and professional users
- For removing and shredding leaves and cuttings
- Can also be used as a Blower



SH 56 C-E

27.2 cm³ • 5.2 kg[Ⓞ]

Ideal for cleaning medium-sized areas. Infinitely variable speed control, round nozzle.

ORDER NUMBER 4241 011 0937



SH 86 C-E

27.2 cm³ • 5.6 kg[Ⓞ]

Ideal for cleaning large areas. Infinitely variable speed control, round nozzle, flat nozzle, STIHL ElastoStart, STIHL Anti-vibration System, HD2 Filter.

ORDER NUMBER 4241 011 0941



SHE 81

230 V • 1.4 kW • 4.5 kg[Ⓞ]

For large areas and outdoor domestic spaces. Infinitely variable speed control, flat nozzle, Blower function.

ORDER NUMBER 4811 011 0838



**ACCESSORIES:
COLLECTION BAG
ATTACHMENT**



SEE PAGE 230

INCLUDES BLOWER TUBE



SHA 56



36 V • 4.2 kg^①

The first cordless vacuum shredder in the STIHL range. Can be used as a practical 2-in-1 power tool for vacuuming up foliage and hedge cuttings as well as gathering leaves or paper into piles. Converts easily from vacuum shredder to blower - no tools required. Rotatable handle with variable speed regulator for excellent ergonomics in both operating modes.

Additional front handle, metal shredder and padded harness for use as a vacuum shredder. The collection bag hooks onto the suction tube and has an asymmetrical design for maximum legroom. Single shoulder strap collection bag available as an accessory.

Round nozzle and two-setting length-adjustable blower tube when used as a blower. Flat nozzle for increased air speed available as an accessory.

SHA 56 EXCLUDING BATTERY AND CHARGER
ORDER NUMBER **SA02 011 7100**

SHA 56 SET WITH AK 20 AND AL 101
ORDER NUMBER **SA02 200 0018**



SUCTION MODE



BLOWING MODE



**SHA 56 - ONE POWER TOOL,
TWO APPLICATIONS**

The SHA 56 is a practical 2-in-1 tool, both a vacuum shredder and a blower in one. Converting the vacuum shredder to a blower - or vice versa - is straightforward and does not require the use of tools. The handle can be turned through 180°. This ensures excellent ergonomics in both operating modes. The collection bag is quickly and easily hung onto the suction pipe, making the SHA 56 ready for use in an instant.

● AS STANDARD
○ CAN BE RETROFITTED

E = ERGOSTART

① WEIGHT EXCLUDING FUEL, FULLY ASSEMBLED
② WEIGHT EXCLUDING CABLE

③ K FACTOR ACCORDING TO DIR. 2006/42/EC = 2.0 dB(A)
④ K FACTOR ACCORDING TO DIR. 2006/42/EC = 2 m/s²
⑤ VACUUM SHREDDER CAN ALSO BE USED AS A BLOWER



DUST REDUCING COLLECTION BAG

45 l. For particularly dusty jobs. For SH 56 and SH 86.



ORDER NUMBER 4229 708 9701

CURVED FLAT NOZZLE

For SH 56, SH 86, SHE 71 and SHE 81.



ORDER NUMBER 4241 708 6302

GUTTER CLEANING SET

For clearing dirt and leaves. Approx. 3 m long Blower tube, for SH 56, SH 86 and SHE 81.



ORDER NUMBER 4241 007 1003

COLLECTION BAG ATTACHMENT SET

45L shoulder-worn collection bag for the SHA 56. Reduces weight on the power tool, for effortless working. Attachment set consisting of a collection bag, elbow, and adapter. Can be fitted to the SHA 56 tool-free.



ORDER NUMBER SA02 007 1000



APPROPRIATE FUELS AND LUBRICANTS

CAN BE FOUND FROM PAGE 290

	Order Number	Displacement (cm ³)	Rated Voltage (V)	Power Consumption (kW)	Weight (kg), Including Accessories	Sound Pressure Level [Ⓞ] (dB(A))	Sound Power Level [Ⓞ] (dB(A))	Vibration level left/right [Ⓞ] (m/s ²)	STIHL Engine (2-MIX/ 4-MIX [Ⓞ])/ Battery System	Air throughput (m ³ /h) in Vacuum Mode	Collection Bag Volume (l)	STIHL Anti-vibration System	STIHL ElastoStart	STIHL ErgoStart (E)	Round Nozzle/Flat Nozzle	Infinitely Variable Speed Control	Blower Function [Ⓞ]	Manual Fuel Pump	
PETROL VACUUM SHREDDERS																			
SH 56 C-E	4241 011 0937	27.2	-	-	5.4 [Ⓞ]	94	105	9.1/8.0	2-MIX	710	45	-	-	●	●/○	●	●	●	
SH 86 C-E	4241 011 0941	27.2	-	-	5.6 [Ⓞ]	93	106	2.5/1.9	2-MIX	770	45	●	●	-	●/●	●	●	●	
ELECTRIC VACUUM SHREDDERS																			
SHE 81	4811 011 0838	-	230	1.4	4.5 [Ⓞ]	88	103	5.6/2.6	-	650	45	-	-	-	-/●	●	●	-	
BATTERY VACUUM SHREDDERS																			
SHA 56																			
	in vacuum mode	SA02 011 7100	-	36	-	4.2 [Ⓞ]	83	96	0.8/0.8	AK	510	40	-	-	-	-	●	●	
	in blower mode					3.2 [Ⓞ]	81	96	1.1 [Ⓞ] /-	System	-	-	-	-	-	-	●/○	●	
SHA 56 SET																			
WITH AK 20 + AL 101	in vacuum mode	SA02 011 0018	-	36	-	5.4 [Ⓞ]	83	96	0.8/0.8	AK	510	40	-	-	-	-	●	●	
	in blower mode					4.4 [Ⓞ]	81	96	1.1 [Ⓞ] /-	System	-	-	-	-	-	-	●/○	●	

● AS STANDARD
○ CAN BE RETROFITTED

E = ERGOSTART

Ⓞ WEIGHT EXCLUDING FUEL, FULLY ASSEMBLED
Ⓞ WEIGHT EXCLUDING CABLE
Ⓞ K FACTOR ACCORDING TO DIR. 2006/42/EC = 2.0 dB(A)

Ⓞ K FACTOR ACCORDING TO DIR. 2006/42/EC = 2 m/s²
Ⓞ VACUUM SHREDDER CAN ALSO BE USED AS A BLOWER
Ⓞ WEIGHT EXCLUDING BATTERY
Ⓞ PRICE EXCLUDES BATTERY AND CHARGER
Ⓞ IN BOOST

SWEEPING MACHINES IN DETAIL



TECHNOLOGY

- 01 SEALING STRIPS AND AIR FILTER**
ensure that even fine particles are held back during sweeping.
- 02 STIHL MULTICLEAN SWEEPING SYSTEM**
Enables a huge range of dirt to be picked up - even heavy and wet dirt as well as drinks cans and PET bottles. The STIHL MultiClean PLUS with additional power sweep takes care of very fine dust. Debris is brushed up in front of the machine before it can get caught under the tool.
- 03 LONG-LASTING MATERIALS**
The bristles made of low-wear nylon come with a four-year STIHL durability warranty.

CONVENIENCE

- 04 PRACTICAL WASTE CONTAINER**
With a very large volume, this container accommodates a lot of swept-up debris but takes up little space. The tool can be placed and stored upright on the container to save space, without any of the contents falling out.
- 05 CENTRAL HEIGHT ADJUSTMENT AND BRISTLE HOLD-DOWN CLAMP**
Enables the Sweeping Machines to be adapted to a huge range of surfaces. The laterally projecting brushes and bristle hold-down clamp even make it possible to clean areas directly next to walls and curbs.
- 06 LONG-LIFE GEAR MECHANISM AND ERGONOMIC, HEIGHT-ADJUSTABLE PUSH BAR**
Its low weight, long-life gear mechanism with optimum power transmission and ergonomically designed push bar make this tool easy and comfortable to push.

SWEEPING MACHINES

- For home and professional users
- For cleaning paths, car parks and driveways
- Sweeps coarse, fine, heavy and wet debris
- With the efficient STIHL MultiClean and MultiClean Plus Sweeping Systems



KG 770

Container capacity 50 l • Sweeping width 77 cm • 13.0 kg

For low-dust sweeping of large areas both indoors and outdoors. STIHL MultiClean PLUS Sweeping System, 8-level central height adjustment, low-dust sweeping process, bristle hold-down clamp, ergonomically shaped 2-fold height adjustment push bar, lateral wheels, transport handle, can be stored upright to save space, four-year durability warranty on the low-wear nylon bristles.

ORDER NUMBER 4860 019 4706



KGA 770



36 V • 16.0 kg^① • Container capacity 50 l • Sweeping width 77 cm

Battery Sweeping Machine for large areas both indoors and outdoors. STIHL MultiClean PLUS Sweeping System, 8-fold central height adjustment, lateral guide roller, transport handle, stores upright to save space, ergonomically shaped 2-fold height-adjustable push bar. Easy and effortless to push due to the Battery operation of the circular brushes and power sweep. This enables thorough cleaning of edges and corners, even when the machine is stationary. The low-wear nylon bristles come with a four-year durability warranty.

KGA 770 EXCLUDING BATTERY AND CHARGER

ORDER NUMBER 4860 011 4703

The machine is designed for use on smooth concrete floors or interlocking paving blocks only, it is not suitable for use on asphalt or rough or broken surfaces.

① WEIGHT EXCLUDING BATTERY
② EXPLANATION OF SYMBOLS ON PAGE 340





SUITABLE BATTERIES AND OTHER ACCESSORIES

CAN BE FOUND **FROM PAGE 10**

Order Number

- Container Capacity (l)
- Sweep Width (cm)
- Rated Voltage (V)
- Weight (kg)
- Sound Pressure Level[⊙] (dB(A))
- Sound Power Level[⊙] (dB(A))
- For areas up to ... (m²)
- Sweeping Concept
- Central Height Adjustment
- Protective Cover for the Long-life Transmission
- All-around Sealing + Air Filter
- Bristle Hold-down Clamp
- Ergonomically Designed Push Bar
- Battery Drive (for Circular Brushes/Power Sweeps)
- Indoor areas:** Interlocking Paving Stones/Sealed Floors
- Outside areas:** Asphalt/Exposed Aggregate Concrete/Interlocking Paving Stones/Cobblestones

SWEEPING MACHINES

KG 770	4860 019 4706	50	77	-	13.0	-	-	1,500	MultiClean PLUS	●	●	●	●	●	-/-	●/●	●/●/●/●
---------------	---------------	----	----	---	------	---	---	-------	-----------------	---	---	---	---	---	-----	-----	---------

BATTERY SWEEPING MACHINE

KGA 770	4860 011 4703	50	77	36	16.0 [⊙]	64	80	2,000	MultiClean PLUS	●	●	●	●	●	●/●	●/●	●/●/●/●
----------------	---------------	----	----	----	-------------------	----	----	-------	-----------------	---	---	---	---	---	-----	-----	---------

● AS STANDARD

⊙ WEIGHT EXCLUDING BATTERY
 ⊙ K FACTOR ACCORDING TO DIR. 2006/42/EC = 2.0 dB(A)
 ⊙ PRICE EXCLUDING BATTERY AND CHARGER

WATERBLASTERS IN DETAIL



TECHNOLOGY

- 01 PRESSURE/FLOW CONTROL ON THE TOOL**
Enables direct control of the water flow and the working pressure on the pump. Compared to trigger control (only recommended for short-term pressure regulation), consumes significantly less power and protects the overall system.
- 02 LOW-SPEED ENGINE AND ROBUST BRASS PUMP HEAD WITH CERAMIC PISTONS**
Due to greater pump displacement, runs at a lower revolution speed. This increases the service life of the engine and pump and makes the tool run more quietly. The ceramic pistons minimise wear and tear, thereby increasing the life of the pump.
- 03 AUTOMATIC SWITCH-OFF FUNCTION AND DELAYED ENGINE SHUTDOWN**
When the trigger is released the engine switches off automatically in all power tools, and then goes into standby mode. In power tools that also feature delayed engine shutdown, the engine will continue running for 20 seconds before going into standby mode. This increases the entire system's service life.

CONVENIENCE

- 04 TWO DETERGENT TANKS**
There are two detergent tanks so two different detergents can be used. A rotary knob allows you to switch easily and quickly between them.
- 05 PROFESSIONAL SPRAYER**
Comfortable Professional Sprayer. Reduced trigger force alleviates fatigue over prolonged use. The ergonomic design helps to absorb recoil from the water jet more effectively. The quick-release coupling makes it easy to switch the spray lance and Accessories.
- 06 FOLDING PUSH BAR**
The folding Push Bar can be conveniently shifted into the compact carrying position using two quick-release fasteners. The quick-release coupling makes it easy to switch the Spray Lance and Accessories.



COMPACT ELECTRIC WATERBLASTERS

- For cleaning jobs around the home and garden and for private car cleaning ①
- For cleaning garden furniture, stairways, walkways and terraces.
- Versatile and handy
- Easy to transport and store



RE 90.0

10 - 100 bar • 350 l/h • 8 kg

Lightweight and compact 100 bar Waterblaster with basic features. Aluminium pump head, integrated wheel kit, cleaning agent spray set with spray bottle, rotary nozzle, adjustable fan jet nozzle with pressure regulation, anti-drill, quick-release coupling on the lance, park position for switching off the sprayer during breaks in work, 6 m high-pressure hose, transport handle.

ORDER NUMBER **RE02 011 4520**



RE 90 PLUS

10 - 100 bar • 350 l/h • 8 kg

Lightweight, convenient high-pressure cleaner with hard-wearing aluminium high-pressure pump, rotary nozzle, adjustable fan jet nozzle, cleaning agent spray set. Park position for resting the lance during breaks and space-saving, secure storage of accessories directly on the unit. Quick-release coupling for easy connection of high-pressure hose to high-pressure cleaner and lance. With hose reel (PLUS) for particularly easy handling and storage of the high-pressure hose.

ORDER NUMBER **RE02 011 4526**



RE 110

10 - 110 bar • 380 l/h • 17.6 kg

User-friendly high-pressure cleaner for home and garden. Convenient high-pressure cleaner with extra features. Aluminium pump head, brushless induction motor, integrated wheel kit, cleaning agent spray set, rotary nozzle, adjustable fan jet nozzle with pressure regulation, anti-drill quick-release coupling on the trigger and tool, 7 m high-pressure hose, particularly long sprayer with soft handle for convenient operation, aluminium telescopic handle, storage compartment on the side with integrated nozzle and power cable storage.

ORDER NUMBER 4950 011 4524



RE 120

10 - 125 bar • 400 l/h • 20 kg

Strong high-pressure cleaner for home & garden. Powerful high-pressure cleaner with extra features. Aluminium pump head, brushless induction motor, integrated wheel kit, dosable cleaning agent spray set, rotary nozzle, adjustable fan jet nozzle with pressure regulation, anti-drill quick-release coupling on the trigger and tool, park position for switching off the sprayer when taking breaks, sturdy and durable 8 m textile braided high-pressure hose, reinforced transport handle, particularly long sprayer with soft handle for convenient operation, aluminium telescopic handle, storage compartment on the side with integrated nozzle and power cable storage.

ORDER NUMBER 4950 011 4543



RE 110 PLUS

10 - 150 bar • 430 l/h • 20.3 kg

Sturdy high-pressure cleaner with brushless induction motor, high quality aluminium pump PLUS outstanding comfort. Compact design with extendable aluminium telescopic handle. Folding side storage compartment with integrated nozzle and power cable compartment. With rotary nozzle, adjustable fan jet nozzle and cleaning agent spray set, 8 m high-pressure hose with quick-release coupling. With hose reel (PLUS) for particularly easy handling and storage of the high-pressure hose.

ORDER NUMBER 4950 011 4536



RE 120 PLUS

10 - 160 bar • 480 l/h • 21.2 kg

Powerful high-pressure cleaner with brushless induction motor, high-quality aluminium pump PLUS outstanding comfort. compact design with extendable aluminium telescopic handle. folding side storage compartment with integrated nozzle and power cable compartment. Comfortable, easy-to-use with softgrip handle and particularly long spray lance. With rotary nozzle, adjustable fan jet nozzle and cleaning agent spray set, 9 m high-pressure hose with quick-release coupling. With hose reel (PLUS) for particularly easy handling and storage of the high-pressure hose.

ORDER NUMBER 4950 011 4553





NEW
RE 125 X

10 - 170 bar · 500 l/h · 16.4 kg

Powerful and sturdy high-pressure cleaner with brushless induction motor and high-quality aluminium pump. Compact, portable power tool for flexible use, easy transport and space-saving storage. Rotary nozzle, adjustable fan-jet nozzle, 8 m high-pressure hose. Quick-release coupling for easy connection of high-pressure hose to high-pressure cleaner and lance.

ORDER NUMBER **4950 011 4590**



RE 130 PLUS

10 - 135 bar · 420 l/h · 21.2 kg

The Waterblaster for comfortable operation. Aluminium Telescopic Handle, fold-out front cover with integrated nozzle storage, rotatable Power Cable Holder, quick-release coupling on the high-pressure outlet, 9 m textile mesh high-pressure hose.

ORDER NUMBER **4950 011 4564**

COMING SOON
RE 80 X



COMPATIBLE ACCESSORIES

CAN BE FOUND **ON PAGE 244**

MID-RANGE ELECTRIC WATERBLASTERS

- For commercial use and tough domestic cleaning
- For use in various locations such as in garages and workshops
- Operating pressure of up to 150 bar for removing even the toughest dirt and grime



RE 170 PLUS

10 - 120 bar · 470 l/h · 31.0 kg

Very robust, powerful 150-bar Waterblaster for exceptional comfort. Hose reel featuring a hose guide, folding crank and 12 m Steel-reinforced High-pressure Hose, High-pressure Pump made from Brass with wear-resistant, Ceramic-coated Piston, Pressure/flow Control using a Pressure Gauge, Integrated Tank with Dosing Control for Cleaning Agent, Adjustable Fan Jet Nozzle, Rotary Nozzle made from wear-resistant ceramic, anti-drill quick-release coupling on the lance, storage compartment for the nozzle.

ORDER NUMBER **RE01 011 4544**



ACCESSORIES FOR ELECTRIC WATERBLASTERS

- For extending the range of possible applications
- Versatile solutions to make your work easier
- Accessories for special cleaning applications



FLAT WASH BRUSH

Approx. 285 mm wide. For cleaning delicate surfaces. With integrated rubber lip for removing water residue, for RE 90-RE 129 PLUS.



ORDER NUMBER **4910 500 6000**

VEHICLE CLEANING SET

Consisting of a wash brush, a vehicle nozzle, and a 90° angled nozzle.



For RE 90 to RE 130 PLUS with click coupling (for pre-2022 models)

ORDER NUMBER **4910 500 6100**

For RE 90 to RE 170 PLUS with bayonet coupling (for models produced from 2022)

ORDER NUMBER **4910 500 6101**

ROTATING WASH BRUSH

Ø 155 mm. For effective cleaning of sensitive surfaces, with rotating inner brush and adjustable working angle, for RE 90-RE 170 PLUS. ⊙



ORDER NUMBER **4910 500 5900**

SURFACE CLEANERS

RA 90

Ø 255mm. For quick and splash-free cleaning of medium-sized areas. With pressure adjustment, click and bayonet coupling.

For RE 90-RE 170 PLUS.



ORDER NUMBER **4910 500 3902**

NEW RA 110

Ø 310mm. For quick and splash-free cleaning of larger surfaces. With pressure adjustment.

For RE 90-RE 170 PLUS.



ORDER NUMBER **4910 500 3901**

FOAM NOZZLE

Powerful cleaning effect due to foam that adheres to the surface for a long time. The alignment of the spray jet and spray angle can be adjusted. With measuring system and large filler opening, for RE 90 - RE 170 PLUS.



ORDER NUMBER 4910 500 9600

WET SANDBLASTING DEVICE

For wet sandblasting of brickwork and metal parts. Best results with the STIHL blasting granulate SB 90, for RE 90 - RE 170 PLUS.



ORDER NUMBER 4910 500 1800

SPRAY LANCE LONG, ANGLED

1,080 mm long. Sturdy, angled spray lance for cleaning difficult-to-access spots, for RE 90 - RE 170 PLUS.



ORDER NUMBER 4910 500 1900

PIPE CLEANING SET

15 m long. Also suitable for smaller diameter pipes. With nozzle, for RE 90 - RE 170 PLUS.



ORDER NUMBER 4910 500 8000

SPRAY LANCE EXTENSION

430 mm long. For RE 90 - RE 170 PLUS.



ORDER NUMBER 4910 500 0900

SUCTION SET

3 m long. For low-pressure water supply from rain water tanks and cisterns. It is recommended that a water filter is fitted, for RE 90 - RE 170 PLUS.



ORDER NUMBER 4910 500 0500

FLAT TEXTILE HOSE WITH HOLDER

12 m long. Low-pressure hose including holder, can be easily rolled and unrolled, enabling space-saving storage. Can be stored directly on the tool.



FOR RE 90 - RE 170

ORDER NUMBER 4910 500 8600

WATER FILTER

Protects the pump against dirt from the water supply. 3/4" connection. For RE 90 - RE 170 PLUS.



ORDER NUMBER 4910 500 5400

HIGH-PRESSURE HOSE EXTENSIONS[Ⓞ]

For more range.
With quick-release coupling.



FOR RE 90 - RE 170 PLUS Length 9 m, steel-reinforced

ORDER NUMBER 4910 500 0802

FOR RE 163 - RE 170 PLUS Length 20 m, steel-reinforced

ORDER NUMBER 4910 500 0803

Ⓞ HIGH-PRESSURE HOSE EXTENSION CANNOT BE ROLLED UP ON A HOSE REEL



CLEANING AGENTS FOR ELECTRIC WATERBLASTERS

- Designed specifically for use with STIHL Electric Waterblasters
- The right cleaning agent for every job
- Blasting granulate for the toughest dirt and grime



SG 11 PLUS

Hand sprayer with adjustable nozzle for distributing cleaning agents and solvents, for example CB 50 Superclean or Varioclean. Filling volume 1.5 l, maximum pressure 3 bar, EPDM seals for cleaning agents and solvents in the 7 - 14 pH range. The pump is fitted with a special protective element that ensures a long service life.



ORDER NUMBER **4255 019 4912**

CC 100 VEHICLE SHAMPOO & WAX

For removing typical road dirt such as salt, dust and insects from all kinds of vehicles. Foaming, high quality wax ingredients, long-lasting shiny finish.



1L

ORDER NUMBER **0782 516 9300**

CU 100 UNIVERSAL CLEANER

For safe removal of the widest variety of dirt on hard surfaces around the house and garden. Suitable for painted surfaces, metal, stone, synthetic and glass surfaces.



5L

ORDER NUMBER **0782 516 9101**

HAND WASH 500S

Waterless hand cleaner containing soaps, detergents and citrus oil to remove grease, oil, paint and most industrial type stains.



ORDER NUMBER **7004 871 0445**

AUTO WASH AND WAX

Cleans dirt and grime from cars, bikes, boats, trucks, engines and machinery.



1L

ORDER NUMBER **0782 516 9300**

4L

ORDER NUMBER **0782 516 9301**

AUTO AND OUTDOOR

Cleans engine parts and wheels, carpets and upholstery, BBQs and furniture.



750ML

ORDER NUMBER **7004 871 0446**



Order Number

COMPACT-CLASS ELECTRIC WATERBLASTERS ①		Operating Pressure (bar)	Max. Pressure ② (bar)	Min. Water Throughput (l/h)	Max. Water Throughput (l/h)	Max. Water Supply Temperature (°C)	Weight, Ready for Operation (kg)	Power Consumption (kW)	Sound Pressure Level ③ (dB(A))	Sound Power Level ③ (dB(A))	Vibration Level ③ (m/s²)	Power Cable Length (m)	Mains Voltage (V/phases/Hz)	Speed (rpm)	Cleaning Agent Spray Set/Cleaning Agent Tank/External Cleaning Agent Injector	Transparent Detergent Tank (L)	Detergent Measuring System	High-pressure Hose (length in m)	Aluminium Pump Head/Brass Pump Head/Ceramic Pistons	Pressure/Flow Control on the Tool/Trigger	Pressure Gauge	Aluminium Telescopic Handle	Aluminium Transport Handle	Folding Hood for Nozzle Storage	Bracket For Flat Textile Hose/Textile Hose With Holder	Quick-Release Coupling for High Pressure Hose	Integrated High-Pressure Hose Reel	Anti-Twist Coupling On The Lance	Rotary Nozzle/2nd Spray Lance With Rotary Nozzle	
RE 90.0	RE02011 4520	10 - 100	120	350	520	40	8	2.1	76.0	90.0	2.5	5	230/1-/50	21,000	●/-/	0.5	-	6	●/-/	-/-	-	-	-	-	-	-	-	-	-	●/-
	RE02011 4526	10 - 100	120	350	520	40	8	2.1	76.0	90.0	2.5	5	230/1-/50	21,000	●/-/	0.5	-	6	●/-/	-/-	-	-	-	-	-	-	-	-	-	●/-
RE 90 PLUS	RE02011 4524	10 - 110	120	380	440	40	17.6	1.7	67.0	81	< 2.5	5	230/1-/50	2,800	●/-/	0.5	-	7	●/-/	-/-	-	-	-	-	-	-	-	-	-	●/-
	RE02011 4536	10 - 110	150	380	440	40	20.3	1.7	73.0	85	< 2.5	5	230/1-/50	2,850	●/-/	0.5	-	8	●/-/	-/-	-	-	-	-	-	-	-	-	-	●/-
RE 110	4950 011 4543	10 - 125	140	400	500	40	19.9	2.1	67.0	79.8	< 2.5	5	230/1-/50	2,800	●/-/	0.5	-	8	●/-/	-/-	-	-	-	-	-	-	-	-	-	●/-
	4950 011 4553	10 - 125	160	400	480	40	21.2	2.1	74.0	86	< 2.2	5	230/1-/50	2,850	●/-/	0.5	-	9	●/-/	-/-	-	-	-	-	-	-	-	-	●/-	
RE 120 PLUS	4950 011 4590	10 - 130	170	425	500	40	16.4	2.3	68.0	80.0	< 2.5	5	230/1-/50	2,850	●/-/	0.5	-	8	●/-/	-/-	-	-	-	-	-	-	-	-	●/-	
	4950 011 4564	10 - 135	150	420	500	40	21.2	2.3	70.7	83.5	< 2.5	5	230/1-/50	2,800	●/-/	0.5	●	9	●/-/	-/-	-	-	-	-	-	-	-	-	●/-	
MID-RANGE ELECTRIC WATERBLASTERS ②																														
RE 170 PLUS	RE01011 4544	10 - 120	180	470	520	60	31.0	2.2	71.0	85.0	< 2.5	5	230/1-/50	2,850	-/●/	2	●	12	-/●/	-/●/	●	●	●	●	●	●	●	●	●	●/-

● AS STANDARD CAN BE RETROFITTED
 ① MAX. PERMISSIBLE SYSTEM PRESSURE
 ② K FACTOR ACCORDING TO DIR. 2006/42/EC + 2.0 dB(A)
 ③ K FACTOR ACCORDING TO DIR. 2006/42/EC - 1.5 m/s² (RE 90), 2.0 m/s² (FROM RE 100), WITH FAN JET NOZZLE
 ④ PLEASE COMPLY WITH LOCAL WASTEWATER REGULATIONS WHEN USING STIHL ELECTRIC WATERBLASTERS
 ⑤ WITH FLAT TEXTILE HOSE ATTACHED, MAX. WATER INTAKE TEMPERATURE + 20°C
 ⑥ THE ELECTRICAL INSTALLATION ON-SITE MUST HAVE THE NECESSARY POWER CAPACITY

PETROL WATERBLASTERS

- Power you need to make light work of creating spotless walls, paths, vehicles, tools and more
- Easy to use with features including the ergonomic professional wand, enabling you to adopt a more comfortable working position that makes cleaning less strenuous.



RB 200

Ideal for the residential and lifestyle block owner. The STIHL RB 200 offers an outstanding flow rate and power, it will make your cleaning tasks easy. The engine can be started without releasing the pressure from the pump, hose and gun.

ORDER NUMBER **4789 012 4608**



RB 400

Ideal for the light trade, lifestyle, farmer or residential owner, the STIHL RB 400 offers an outstanding flow rate and power making your cleaning easy and effective.

ORDER NUMBER **4790 012 4604**



RB 600

The STIHL RB 600 is ideal for professional and commercial use. Features quik release high pressure couplings for the pistol, hose and pump outlet and pressure adjustment at the pump for perfect use in any application, avoiding damages on sensitive surfaces.

ORDER NUMBER **4791 012 4604**



COMPATIBLE ACCESSORIES

SEE **FROM PAGE 250**



RB 800

The STIHL RB 800 is ideal for commercial and professional use. Its pressure adjustment at the pump makes it perfect for any application, avoiding damage to sensitive surfaces. It also features a comfortable and ergonomic second handle on the high pressure lance.

ORDER NUMBER **4792 012 4604**

Order Number	Max. Pressure (bar)	Max. Water Flow Rate	Engine Capacity (cc)	Engine Power (kW)	Total Weight (kg)	
PETROL WATERBLASTERS						
RB 200	4789 012 4608	2,500/170	8.6lt/min	173	3.7	28
RB 400	4709 012 4604	2,700/185	10.3lt/min	196	4.8	41
RB 600	4791 012 4604	3,200/220	11.3lt/min	208	5.2	53.5
RB 800	4792 012 4604	4,200/290	15.1lt/min	429	10.5	76



ACCESSORIES FOR PETROL WATERBLASTERS

- For extending the range of possible applications
- Versatile solutions to make your work easier
- Accessories for special cleaning applications

NOZZLE SETS



FOR RB 200

3 pack. 15 Deg, 25 Deg and 65 Deg.

ORDER NUMBER 4789 007 1000



FOR RB 400

5 pack. 0 Deg, 15 Deg, 25 Deg, 40 Deg and 65 Deg.

ORDER NUMBER 4790 007 1000



FOR RB 600

5 pack. 0 Deg, 15 Deg, 25 Deg, 40 Deg and 65 Deg.

ORDER NUMBER 4791 007 1000



FOR RB 800

5 pack. 0 Deg, 15 Deg, 25 Deg, 40 Deg and 65 Deg.

ORDER NUMBER 4792 007 1000

ROTARY NOZZLE 3000 MAX PSI ALUMINIUM - QC

Suitable for RB 200 and RB 400.



ORDER NUMBER 4900 500 1646

ROTARY NOZZLE 1500 MAX PSI ALUMINIUM - QC

Suitable for RB 600 and RB 800.



ORDER NUMBER 4900 500 1642

LONG RANGE CHEM NOZZLE

Suitable for RB 200, RB 400, RB 600 and RB 800.



ORDER NUMBER 4900 502 1023

MULTI FUNCTION NOZZLE 4000 MAX PSI - QC

0 Deg, 15 Deg, 25 Deg, 40 Deg Soap and Rinse.



ORDER NUMBER 4900 502 1022

PIVOT COUPLER - QC

Suitable for RB 200, RB 400, RB 600 and RB 800.



ORDER NUMBER 4789 500 6700

GUTTER CLEANING KIT

Suitable for RB 200, RB 400, RB 600 and RB 800.



ORDER NUMBER 4789 007 1008

ROTATING SURFACE CLEANER

Suitable for RB 200, RB 400,
RB 600 and RB 800.



ORDER NUMBER **4900 500 3904**

POWER BROOM

Suitable for RB 200, RB 400,
RB 600 and RB 800.



ORDER NUMBER **4789 500 3900**

WAND TIP - QC

Suitable for RB 200, RB 400,
RB 600 and RB 800.



ORDER NUMBER **4900 500 6704**

WAND

Suitable for RB 200, RB 400
and RB 600.



ORDER NUMBER **4915 500 0938**

EXTENSION WAND 48"

Suitable for RB 200, RB 400,
RB 600 and RB 800.



ORDER NUMBER **4915 500 0300**

WAND

Suitable for RB 800.



ORDER NUMBER **4915 500 0943**

HP HOSE EXTENSION 7.5M

Includes Joiner M22. Male 2 x M22.
Suitable for RB 200 and RB 400



ORDER NUMBER **4925 500 0817**

HP HOSE EXTENSION 12M

Suitable for RB 600.



ORDER NUMBER **4925 500 0809**

HP HOSE EXTENSION 15M

Suitable for RB 800.



ORDER NUMBER **4925 500 0811**

HP GUN M22

Suitable for RB 200 and RB 400.



ORDER NUMBER **4789 500 1300**



WET AND DRY VACUUM CLEANERS IN DETAIL



03 WELL THOUGHT-OUT STORAGE

05 EASY-TO-CLEAN FILTER

06 ADJUSTABLE SUCTION

04 COMFORTABLE WORK

02 EFFICIENT FILTER SYSTEM

01 SELF-CLEANING MECHANISM

TECHNOLOGY

01 DELAYED SHUTDOWN

With the automatic switch-on function, the vacuum continues to run for a short time after shutdown, so that residual dirt is vacuumed up and the hose is completely emptied.

02 MULTIPLE FILTER SYSTEM

Thanks to the multiple Filter System, both coarse and fine dust is effectively filtered. The filter element is washable, hygienic, economical and eco-friendly.

CONVENIENCE

03 INTEGRATED ACCESSORIES BOX

With Vacuum Hose and Power Cable Holder. For easy storage of accessories on the machine.

04 AUTOMATIC SWITCH-ON FUNCTION/SOCKET (E)

Electric power tools can be plugged into a socket on the Vacuum Cleaner. The Vacuum Cleaner is then automatically switched on and off in line with the operation of the power tool.

05 FILTER CLEANING

Optimum performance at all times through simple and quick cleaning of the filter element.

06 SPEED CONTROL

For progressive adjustment of suction capacity on the machine.

WET AND DRY VACUUM CLEANERS

- For cleaning companies, industrial use and professional applications in workshops.
- All-purpose, for wet and dry dirt
- Comprehensive range of high-quality Accessories



SEA 20



10.8 V · 1.1 kg[Ⓞ]

Practical cordless hand vacuum for vacuuming and cleaning smaller dry areas in the garage, workshop or car. With removable collection container for easy emptying and cleaning. Crevice nozzle and universal nozzle with removable bristle attachment for a range of applications. The locking solution enables continuous operation without needing to keep the control lever pressed down. Excellent filtering effect due to a two-level filter system. The charge level of the AS 2 battery can be viewed on an LED display at the press of a button. The SEA 20 is available in a set or as a standalone tool.

Included in the **set**:

- 1 × AS 2 lithium ion battery, 28 Wh, 10,8 V
- 1 × AL 1 standard charger
- 1 × crevice nozzle
- 1 × universal nozzle with removable bristle attachment
- 1 × extension tube, 49 cm
- 1 × suction hose
- 1 × transport bag

SEA 20 INDIVIDUAL TOOL INCLUDING NOZZLES, CARRY BAG, EXCLUDING BATTERY AND CHARGER

ORDER NUMBER **SA03 011 7300**

SEA 20 SET

ORDER NUMBER **SA03 011 7314**



PAGE **255**

ACCESSORIES: PAPER FILTER FOR SEA 20



The paper filter of the SEA 20 is particularly easy to clean by simply tapping it out – which also means it can be used for longer. However, it is recommended that you fully replace the filter from time to time to ensure that the cordless hand vacuum remains both effective and reliable.





SE 33

1.4 kW · 210 mbar · 3,600 l/min

For cleaning dry and wet areas near the home and for car cleaning. Versatile use due to an extensive range of accessories: Switchable floor nozzle for flexible changeover between wet and dry vacuuming, blow function by moving the suction tube onto the exhaust port, ergonomic two-part suction tube. Ideal storage of accessories directly on the power tool, crevice nozzle, floor nozzle, 2 m vacuum hose.

ORDER NUMBER **SE01 012 4404**



SE 62

1.4 kW · 210 mbar · 3,600 l/min

For clearing up dust, dirt and liquids, indoors and outdoors. Wet and dry vacuuming options, Blower function activated by moving the suction tube to the exhaust port, Multiple Filter System, Filter Cleaning, Switchable Floor Nozzle, Universal Nozzle, Crevice Nozzle.

ORDER NUMBER **4784 012 4405**



SE 122

1.5 kW · 250 mbar · 3,700 l/min

With Multiple Filter System, integrated Accessories Box and Suction Tube Holder. Wet and dry vacuuming options, filter cleaning, Filter Element/bag, Castors with locking brakes, Stainless Steel Handle with quick-release coupling.

ORDER NUMBER **4774 012 4401**



SE 133 ME



1.4 kW · 250 mbar · 4,500 l/min

Full Wet and Dry Vacuum Cleaner with automatic switch-on function in Dust class M. Automatic filter cleaning without loss of suction power, automatic volume flow monitoring, infinitely variable speed control, with adapter plates for carrying tool boxes, anti-static accessories also for extraction on Battery-powered electric power tools.


ORDER NUMBER **4786 012 4434**

ACCESSORIES FOR WET AND DRY VACUUM CLEANERS

- Extensions for a whole range of different applications
- Nozzles for different applications
- Extension Tubes and Adapters
- Vacuum Hoses

FILTER BAGS

5-piece pack. Made from paper.



FOR SE 33

ORDER NUMBER **SE01 500 9000**

5-piece pack. Strong, tear-resistant material.



FOR SE 62

ORDER NUMBER **4901 500 9004**

FOR SE 122 E with Dust Seal

ORDER NUMBER **4901 500 9007**

FOR SE 133 ME with Dust Seal

ORDER NUMBER **4901 500 9009**

FILTER ELEMENT

For upgrade or replacement.

For SEA 20

ORDER NUMBER **SA03 080 1900**



FILTER ELEMENTS

For upgrade or replacement.

Strong paper for SE 62 - SE 122 E

ORDER NUMBER **4709 703 5900**



Durable, washable PET liner, ideal for wet vacuum operation for SE 62 - SE 122 E

ORDER NUMBER **4742 703 5900**

FILTER ELEMENT

For regular or extended periods of wet vacuum operation. Stainless steel, for SE 62 - SE 122 E.

ORDER NUMBER **4901 501 0900**



FILTER ELEMENT

PTFE flat-fold filter, Dust class M, washable, for SE 133 ME.


ORDER NUMBER **4786 703 5902**



WASTE BAG

For easy, dust-free disposal. 5 units per pack, plastic, for SE 133 ME.

ORDER NUMBER **4901 903 4900**



CAR SET

For cleaning different surfaces inside cars. Crevice nozzle (300 mm), dusting brush, brush nozzle and rubber nozzle, for SE 62 - SE 133 ME.

ORDER NUMBER **4901 500 9500**



COARSE DIRT SET

For cleaning up coarse dirt and debris. Coarse dirt nozzle, extension tubes (2 x 500 mm), connectors (2x), Vacuum Hose 1.75 m long, Ø 50 mm, for SE 122 - SE 133 ME.

ORDER NUMBER **4901 500 9300**





SET OF MINI NOZZLES

Accessory set for the SEA 20 cordless hand vacuum consisting of three extension hoses and nozzles that can be combined with one another. For cleaning particularly tight or difficult-to-access spots such as gaps between radiator bars.

- Set includes:
- 3 × extension hoses
 - 3 × nozzles
 - 1 × storage bag

ORDER NUMBER **SA03 007 1000**

COMBINATION FLOOR NOZZLE

(CONNECTION Ø 36 mm)

With foot-operated switch for smooth surfaces and carpets. Width 280 mm. For SE 62 - SE 122 E



ORDER NUMBER **4901 500 2503**

ALUMINIUM FLOOR NOZZLE

(CONNECTION Ø 36 mm)

330 mm wide. For dry vacuuming. Removable brush insert, for SE 62 - SE 133 ME.



ORDER NUMBER **4901 500 2700**

LARGE-AREA FLOOR NOZZLE

450 mm wide. For large areas. Aluminium, adjustable height, with replaceable insert.



With brush insert for SE 62 - SE 133 ME
ORDER NUMBER **4901 500 2710**

With rubber lip element for wet vacuuming. For SE 62 - SE 133 ME
ORDER NUMBER **4901 500 2711**

WET VACUUMING NOZZLE

(CONNECTION Ø 36 mm)

300 mm wide. For wet vacuuming, for SE 62 - SE 133 ME.



ORDER NUMBER **4901 500 7200**

UNIVERSAL SUCTION NOZZLE

(CONNECTION Ø 36 mm)

115 mm wide. Plastic, with lint brush e.g. for car seats, for SE 62 - SE 133 ME.



ORDER NUMBER **4901 502 2300**

ANGLED RUBBER NOZZLE

(CONNECTION Ø 36 mm)

185 mm long. For vacuuming delicate surfaces, SE 62 - SE 133 ME.



ORDER NUMBER **4901 502 2400**

BRUSH NOZZLE

(CONNECTION Ø 36 mm)

230 mm long. For cleaning delicate objects, e.g. upholstered furniture, for SE 62 - SE 133 ME.



ORDER NUMBER **4901 502 2600**

CREVICE NOZZLE

(CONNECTION Ø 36 mm)

300 mm long. For cleaning hard-to-reach areas. Plastic, for SE 62 - SE 133 ME.



ORDER NUMBER **4901 502 2200**

CREVICE NOZZLE

(CONNECTION Ø 36 mm)

920 mm long. For cleaning boilers or ovens. Metal, for SE 62 - SE 133 ME.



ORDER NUMBER **4901 502 2201**

DUSTING BRUSH

(CONNECTION Ø 36 mm)

70 mm wide. E.g. for computer keyboards. Can be rotated, with nylon bristles, for SE 62 - SE 133 ME.



ORDER NUMBER 4901 502 2900

ADAPTER FOR POWER TOOLS

For directly connecting electric power tools with vacuum capability to the Vacuum Hose. Ø 36 mm. Quick-release coupling, for SE 122 - SE 133 ME



ORDER NUMBER 4901 500 7301

VACUUM HOSES WITH ADAPTER

With adapter for power tools.



Ø 27 mm x 3.5 m for SE 62 and SE 62 E

ORDER NUMBER 4901 500 0520

VACUUM HOSES

Ø 32 mm x 3.5 m for SE 62, SE 62 E

ORDER NUMBER 4901 500 0518



Ø 36 mm x 3.0 m for SE 122 - SE 133 ME

ORDER NUMBER 4901 500 0504

EXTENSION TUBE

Chrome-plated, telescopic, for SE 62 - SE 133 ME.



ORDER NUMBER 4901 503 1602

EXTENSION TUBE

(CONNECTION Ø 36 mm)



1 unit, stainless steel, 500 mm in length, for SE 62 - SE 133 ME

ORDER NUMBER 4786 503 1600

2 units, aluminium, 500 mm in length, for SE 62 - SE 133 ME

ORDER NUMBER 4901 503 1610

Order Number

Max. Power Consumption P_{max} (kW)

Max. Vacuum (mbar)

Volume Flow (l/min)

Weight (kg)

Sound Pressure Level[Ⓞ] (dB(A))

Mains Voltage (V/phases/Hz)

Container Volume (l)

Suction Hose Length (m)

Hose Diameter (mm)

Wet/Dry Vacuuming Options

Automatic Switch-on Function/Socket (E)

Multiple Filter System

Filter Cleaning, Automatic/Manual

Paper/Liner Filter Element

Liner Filter Bag

Handle with Quick-release Coupling

Plastic/Stainless Steel Vacuum Attachment

Switchable Floor Nozzle

Universal Nozzle, Crevice Nozzle

Adapter for Power Tool Use

Speed Control

Soft Start-up

Delayed Shutdown

BATTERY HAND VACUUM

SEA 20	SA03 011 7300	-	80	1,026	1.1	-	-	0.8	0.5-1.5	29	-	-	●	-	●/-	-	●/-	-	●/●	-	-	-	-
SEA 20 SET WITH AS 2 + AL 1	SA03 011 7314	-	80	1,026	1.3	-	-	0.8	0.5-1.5	29	-	-	●	-	●/-	-	●/-	-	●/●	-	-	-	-

WET AND DRY VACUUM CLEANERS

SE 33	SE01 012 4404	1.4	210	3,600	5.4	73.0	220-240/1-50/60	12	2.0	37	●	-	-	-/-	-/●	●	-	●/-	●	-/●	-	-	-	-
SE 62	4784 012 4405	1.4	210	3,600	7.5	70.9	220-240/1-50/60	20	2.5	32	●	-	●	-/●	●/-	●	●	●/-	●	●/●	-	-	-	-
SE 122	4774 012 4401	1.5	250	3,700	12.1	65.1	220-240/1-50/60	30	3.0	36	●	-	●	-/●	-/●	●	●	-/●	●	●/●	-	-	-	-

CERTIFIED WET AND DRY VACUUM CLEANERS

SE 133 ME	4786 012 4434	1.4	250	4,500	16.0	68.0	220-240/1-50/60	42	5.0	32	●	●	●	●	-/●	-/●	●	●	-/●	●	-/●	●	●	●	●
------------------	----------------------	-----	-----	-------	------	------	-----------------	----	-----	----	---	---	---	---	-----	-----	---	---	-----	---	-----	---	---	---	---

E = AUTOMATIC SWITCH-ON FUNCTION/SOCKET
M = DUST CLASS

Ⓞ K FACTOR ACCORDING TO DIR. 2006/42/EC = 2.0 dB(A)





STIHL
5GA 85



EFFECTIVE CARE OF GREEN SPACES, IN ALL SORTS OF LOCATIONS.

MISTBLOWERS AND ACCESSORIES

➔ FROM PAGE 261

SPRAYERS AND ACCESSORIES

➔ FROM PAGE 263



MISTBLOWERS IN DETAIL



TECHNOLOGY

01 2-IN-1 CONVERSION MECHANISM

The universal SR 450 can be easily switched from spraying to dusting at the turn of a handle - there's no need for a separate conversion kit or specialist technical skills.

CONVENIENCE

02 TANK WITH LARGE FILLER OPENING

The large filler opening ensures the container can be filled quickly and cleanly. The inside of the container is easily accessible, making it simple to clean.

03 METERING SYSTEM WITH CONVENIENT METERING LEVER

On the SR 450 the large metering lever for dusting or spraying granules is just below the control handle. In just a few seconds the flow of powder can be switched on and off, and the exact amount can be set in precise increments.

04 ONE-HAND MULTI-FUNCTION HANDLE

The engine controls and the valve for the sprayer element are on the control handle. In addition to the engine controls, the sprayer element can be switched on and off quickly and effortlessly with one hand.

MISTBLOWERS AND ACCESSORIES

- For use on farms, orchards and vineyards
- For spreading liquids, granules and seeds
- Ergonomic and less tiring
- Perfect for use on tall-growing plants



SR 450

63.3 cm³ · 14.0 l · 12.8 kg[Ⓢ]

Fitted with a quick 2-in-1 conversion mechanism for dusting and spraying granules. Easy and precise dust metering.

ORDER NUMBER 4244 011 2602



PROFESSIONAL TIP

The sprayer is ideal for treating field crops such as young plants and seedlings, vegetables and ornamental plants, low shrubs and small trees. It enables precise distribution of the liquid and ensures that neighbouring plants are not affected. Vertical crops such as high vegetables, grape vines, shrubs and trees are treated using a mistblower. The petrol engine turns the blower wheel and generates a flow of air that blows the leaves around. The liquid is dispensed in the air flow. In this way, the agent also affixes itself to the undersides of the leaves.



HIP BELT

Distributes the weight across the hips and shoulders and therefore ensures heightened user-comfort. For SR 200, SR 420 and SR 450.



ORDER NUMBER **4203 710 9102**

HIP BELT WITH HOLSTER

Makes it easier to carry the SGA 85 battery sprayer when full. The SGA 85 lance can be fastened into the hip belt holster during breaks.



ORDER NUMBER **4854 710 9100**

ULV NOZZLE SET

For spreading small amounts of liquid.



FOR SR 430, SR 450

ORDER NUMBER **4244 007 1022**

PRESSURE PUMP ATTACHMENT SET

Increases the application rate while spraying upwards. Ideal for efficiently spraying medium to tall trees. Mixes the liquid in the tank.



FOR SR 450

ORDER NUMBER **4244 007 1004**

FOR SR 200 (not pictured)

ORDER NUMBER **4241 007 1006**

Order Number

Displacement (cm³)

Container Capacity (l)

Weight (kg)Ⓞ

Sound Pressure LevelⓄ (dB(A))

Sound Power LevelⓄ (dB(A))

Vibration LevelⓄ (m/s²)

STIHL Engine (2-MIX/4-MIX®)

Max. Air YthroughputⓄ (m³/h)

Max. Horizontal Range (m)

STIHL Anti-vibration System

STIHL ElastoStart

Long-life Air Filter System

Dusting Function

One-handed Multi-function Handle

MISTBLOWERS

SR 450

4244 011 2602

63.3

14.0

12.8

101

110

1.9

2-MIX

1,300

14.5

●

●

●

●

●

● AS STANDARD
○ CAN BE RETROFITTED

Ⓞ WEIGHT EXCLUDING FUEL,
FULLY ASSEMBLED

Ⓞ K FACTOR ACCORDING TO DIR. 2006/42/EC + 2.0 dB(A)
Ⓞ WITHOUT BLOWING SYSTEM
Ⓞ ALL LOCAL REGULATIONS MUST BE FOLLOWED
WHEN USING MISTBLOWERS

SPRAYERS AND ACCESSORIES

- For use around the house and garden and for mid-sized crops
- For treating individual plants and precise distribution of liquid pesticides and fertilisers
- Perfect for use on arable crops



SG 11

1.5 l • 0.46 kg [Ⓞ]

Ergonomic Hand Sprayer for distributing liquid pesticides. Smooth-running pump for comfortable work. With hollow cone nozzle as standard.

ORDER NUMBER 4255 019 4910



SG 11 PLUS

1.5 l • 0.48 kg [Ⓞ]

Hand Sprayer with adjustable nozzle for distributing cleaning agents and solvents, for example CB 50 Superclean or Varioclean.

ORDER NUMBER 4255 019 4912



SG 21

3.0 l • 1.2 kg [Ⓞ]

Hand-held Sprayer, particularly easy to manoeuvre, for use on balconies and in gardens. Comfortable transport thanks to harness. With hollow cone nozzle as standard.

ORDER NUMBER 4255 019 4921





SG 31

5.0 l • 1.8 kg ^⓪

Manual Sprayer for occasional users. Easy handling due to large filler opening, ergonomic shut-off valve and telescopic tube. With hollow cone and fan jet nozzle as standard.

ORDER NUMBER 4255 019 4930



SG 71

18.0 l • 4.8 kg ^⓪

Backpack Sprayer for professional users. Increased user comfort with option to mount pump lever on either side, as well as width and length adjustment. High-quality straps and moulded back panel make it very comfortable to wear. Ergonomic shut-off valve with pressure gauge.

ORDER NUMBER 4255 019 4970



SG 51

12.0 l • 4.5 kg ^⓪

Backpack Sprayer for occasional and professional users. Increased user comfort with option to mount pump lever on either side, as well as width and length adjustment. Robust design for long service life, even when used professionally.

ORDER NUMBER 4255 019 4950



SGA 85

36V • 18 l • 5.9 kg ^⓪

Comfortable Battery sprayer for the application of liquid pesticides and fertilisers in gardening and landscaping as well as fruit, vegetable and wine cultivation. High-performance thanks to a powerful diaphragm pump with 6 bar of operating pressure. Adjustable hollow cone nozzle, infinitely variable pressure adjustment during operation by means of rotary controller, large filler opening for easy topping up of the tank, retainer for safe storage of the lance during breaks in work. Ergonomic carrying system with adjustable chest strap for very comfortable working. Additional hip belt and various nozzles available as accessories for a range of uses and applications.

SGA 85 EXCLUDING BATTERY AND CHARGER
ORDER NUMBER 4854 011 7000

AP 200


























Order number	Rated voltage (V)	Container capacity (l)	Weight (kg)	Sound pressure level [Ⓞ] (dB(A))	Sound power level [Ⓞ] (dB(A))	Vibration level, right [Ⓞ] (m/s ²)	STIHL Battery Power System	Pressure gauge
MANUAL SPRAYERS								
SG 11	4255 019 4910	-	1.5	0.46	-	-	-	-
SG 11 PLUS	4255 019 4912	-	1.5	0.48	-	-	-	-
SG 21	4255 019 4921	-	3.0	1.2	-	-	-	-
SG 31	4255 019 4930	-	5.0	1.8	-	-	-	-
SG 51	4255 019 4950	-	12.0	4.5	-	-	-	●
SG 71	4255 019 4970	-	18.0	4.8	-	-	-	●
BATTERY SPRAYER								
SGA 85	4854 011 7000	36	17.0	5.9 [Ⓞ]	66.0	77.0	0.9	AP System ●

● FITTED AS STANDARD

Ⓞ K-FACTOR ACCORDING TO DIRECTIVE 2006/42/EC = 2.0 dB(A)

Ⓞ K-FACTOR ACCORDING TO DIRECTIVE 2006/42/EC = 2.0 m/s²

	Order Number	Suitable for Sprayers	Spraying Angle/Spray Pattern [⊙]	Material	Optimal Spraying Pressure (bars)	Use
ACCESSORIES FOR SPRAYERS						
EXTENSION TUBE 	4255 500 0301	SG 11, SGA 85 (Length 20 cm)	 110°	Plastic	-	Extension tube for SG 11, equipped with fan jet nozzle. For treating plants that are difficult to access like thorn bushes and roses.
EXTENSION TUBE 	4255 500 0303	SG 21, SG 31, SG 51, SG 71, SGA 85 (Length 50 cm)	-	Brass	-	For exact treatment at greater distances, for example of trees and shrubs.
TELESCOPIC TUBES 	4255 500 0900	SG 51, SG 71, SGA 85 (Length 52 - 90 cm)	-	Plastic	-	Can be continuously extended to increase the spray range to up to 90 cm.
SPRAY GUARD 	4255 500 5800	SG 21, SG 31, SG 51, SG 71, SGA 85	80° 	Plastic	-	Minimises the wind contact area and therefore reduces spray drift. Prevents the spray from coming into contact with nearby plants.
FORK NOZZLE 	4255 500 8500	SG 21, SG 31, SG 51, SG 71, SGA 85	 85°	Plastic	2.0	Ideal for treating large surfaces or two flower beds at the same time, nozzle direction can be individually adjusted.
NOZZLE SET 	4255 007 1000	SG 11, SG 21, SG 31, SG 51, SG 71, SGA 85	 80°  85°	Plastic	-	Includes two fan jet nozzles for treating large areas and two hollow cone nozzles for spraying individual plants. (For mounting on SG 51 and SG 71, a nozzle holder is needed.)
WIDE BRASS SPRAY BARS 	4255 500 9702	SG 51, SG 71, SGA 85 (Length 100 cm)	 80°	Brass	2.0	Wide spray bars with three fan jet nozzles for spreading pesticides over large areas. Get your work done more quickly with a larger working width.
FAN JET NOZZLE 80-04 	4255 502 1700	SG 21, SG 31, SG 51, SG 71, SGA 85	 80°	Brass	2.0	Fan jet nozzle with large calibre for application across a large area. Highly suitable for coarse-droplet weed killing. (For mounting on SG 51 and SG 71, a nozzle holder is needed.)
FINE FILTER 100 M FOR SHUT-OFF VALVE 	4255 502 0701	SG 31, SG 51, SG 71, SGA 85	-	Plastic	-	Fine filter for the shut-off valve. Low throughput prevents blocking of nozzles.

	Order Number	Suitable for Sprayers	Spraying Angle/Spray Pattern [⊙]	Material	Optimal Spraying Pressure (bars)	Use
ACCESSORIES FOR SPRAYERS						
ADJUSTABLE NOZZLE						
	4255 700 6302	SG 21, SG 31, SG 51, SG 71, SGA 85	 0-90°	Brass	2.0	With the adjustable brass nozzle, the spray pattern can be adjusted from hollow cone to full jet. For an optimal spray result even under varying conditions or in different applications.
FAN JET NOZZLE 65-0025						
	4255 502 1701	SG 21, SG 31, SG 51, SG 71, SGA 85	 75°	Brass	2.0	Fan jet nozzle with small calibre and low throughput for very fine and targeted spray distribution. (For mounting on SG 51 and SG 71, a nozzle holder is needed.)
HOLLOW CONE NOZZLE 2.5 MM						
	4255 700 6303	SG 21, SG 31, SG 51, SG 71, SGA 85	 65°	Brass	2.0	Special nozzle with large calibre for high throughput amounts. Especially ideal for liming.
NOZZLE HOLDER						
	4255 500 2800	SG 21, SG 51, SG 71, SGA 85	–	Plastic	–	Necessary for mounting the fan jet nozzle onto the equipment.





REAL POWER HOUSES. FOR THE TOUGHEST WORK.

CONCRETE CUTTERS AND ACCESSORIES

➔ FROM PAGE 272

CUT-OFF MACHINES

➔ FROM PAGE 275

ACCESSORIES CUT-OFF MACHINES

➔ FROM PAGE 278

ABRASIVE CUTTING WHEELS

➔ FROM PAGE 281

EARTH AUGERS AND ACCESSORIES

➔ FROM PAGE 285

HAND-HELD DRILLS AND ACCESSORIES

➔ FROM PAGE 288



CONCRETE CUTTERS IN DETAIL



TECHNOLOGY

- 01 LONG-LIFE AIR FILTER SYSTEM**
With an HD2 Filter and additional filter, this device keeps even fine dust away from the engine – for a particularly long service life. Thanks to its special material, the filter can easily be washed out and cleaned, using STIHL Varioclean and warm water for example.
- 02 THE STIHL 2-MIX ENGINE**
is both powerful and economical. Separating the emissions from the fresh mixture minimises flushing losses, resulting in increased Power Output with reduced consumption.
- 03 DIAMOND CUTTER CHAINS**
Equipped with LowStretch technology for wet cutting of stone. The pre-sharpened diamond segments offer extremely high performance from the very first cut. A Chain structure with humped drive links ensures quiet, low-vibration work.
- 04 GUIDE BARS WITH WATER SUPPLY**
The water channels on the Guide Bars wash and cool the Chain, the groove in the Guide Bar and the Sprocket Nose. This ensures a long service life for the Bar and Chain, while also reducing the amount of dust the user is exposed to.

CONVENIENCE

- 05 SIDE-MOUNTED CHAIN TENSIONING**
Makes it easy to tension the Chain safely.
- 06 WATER CONNECTION WITH DOSING TAP**
The quick-release coupling enables easy connection to the water supply. Using the dosing tap, it is easy to set the water quantity for suppressing dust as well as for cooling and cleaning the Chain.



WET CUTTING

This symbol stands for wet cutting and refers to the use of water while cutting. The water suppresses the creation of dust and helps to cool and lubricate the tool.



LOWSTRETCH TECHNOLOGY

This symbol stands for LowStretch technology. A special hard coating protects the rivets and drive links from wear. This reduces chain elongation.



PROFESSIONAL TIP

The GS 461 concrete cutter perfectly complements the classic cut-off machine. It's ideal for precisely cutting corners, for example. First the corners are pre-cut (pierced) using the concrete cutter and then the long, straight cuts are carried out using the cut-off machine. When using both tools in combination, it is even possible to cut larger openings efficiently and precisely. Depending on the selected cutting attachment, the GS 461 is suitable for a range of applications and materials. The 36 GGM diamond cutter chain, for example, consists of steel segments coated with diamonds, and is ideal for the wet cutting of ductile cast iron pipes in channel and pipeline engineering. The 36 GGM diamond cutter chain offers excellent cutting performance for plunge cuts and cross cuts, and enables the use of the concrete cutter even in hard-to-access and restricted spaces.

Note: The materials excavated when working with concrete cutters and cut-off machines can be heavy. It is advisable to determine this first and, if required, divide the material to be removed into several pieces.



CONCRETE CUTTERS AND ACCESSORIES

- For professional construction workers
- For wet cutting of concrete, stone and masonry
- For cutting pipes
- Ideal for cutting out corners and wall openings
- Perfectly complements the Cut-off Machine



GS 461



76.5 cm³ • 4.3 kW/5.8 hp • 7.6 kg[ⓐ]

Handles like a Chainsaw, with the power of a Cut-off Machine. Side-mounted chain tensioning, STIHL Anti-vibration System, water connection, decompression valve, STIHL ElastoStart, wear-resistant starter cord, HD2 Filter, fuel tank, which can be filled when upright, with tool-free fuel cap.

BAR LENGTH 40 cm / 16" [ⓐ] GBE Kit for economy concrete cutting
ORDER NUMBER 4252 200 0064

BAR LENGTH 40 cm / 16" [ⓐ] GBM Kit for full performance concrete cutting
ORDER NUMBER 4252 200 0060

BAR LENGTH 45 cm / 18" [ⓐ] GGM Kit for ductile iron pipe cutting
ORDER NUMBER 4252 200 0036



APPROPRIATE FUELS AND LUBRICANTS

CAN BE FOUND FROM PAGE 290

Order Number																				
Bar Length [ⓐ] (cm)																				
Displacement (cm ³)																				
Power Output (kW/hp)																				
Weight (kg) [ⓐ]																				
Sound Pressure Level [ⓐ] (dB(A))																				
Sound Power Level [ⓐ] (dB(A))																				
Vibration Level left/right [ⓐ] (m/s ²)																				
STIHL Engine (2-MIX/4-MIX [®])																				
Saw Chain Pitch																				
STIHL Diamond Cutter Chain																				
Side-mounted Chain Tensioning																				
Decompression Valve																				
STIHL Anti-vibration System																				
STIHL ElastoStart																				
HD2 Filter																				
Tool-free Fuel Cap																				
Water Connection																				
Wear-resistant Starter Cord																				

CONCRETE CUTTERS

GS 461	4252 200 0064	40																		
	4252 200 0060	40	76.5																	
	4252 200 0036	45		7.6	105	115			2-MIX	3/8"	GBE	•	•	•	•	•	•	•	•	•
											GBM									
											GGM									

● FITTED AS STANDARD

ⓐ WEIGHT EXCLUDING FUEL, GUIDE BAR AND DIAMOND CUTTER CHAIN
 ⓐ THE ACTUAL BAR LENGTH IS SHORTER THAN THE BAR LENGTH STATED
 ⓐ K FACTOR ACCORDING TO DIR. 2006/42/EC = 2.0 dB(A)
 ⓐ K FACTOR ACCORDING TO DIR. 2006/42/EC = 2 m/s²

DIAMOND CUTTER CHAINS

36 GBE^①



Entry-level chain for quick, steady and low-vibration wet cutting. Especially suitable for abrasive building material such as brick and lime sand brick, pre-sharpened diamond segments, with LowStretch technology.

BAR LENGTH **40 cm^②**
ORDER NUMBER **3214 000 0064**

36 GBM^①



For quick, smooth and low-vibration wet cutting through concrete and hard stone. Limited suitability for cutting brick. Pre-sharpened diamond segments, with LowStretch technology.

BAR LENGTH **40 cm^②**
ORDER NUMBER **3213 000 0064**

36 GGM^①



Ideal for quiet, precise and minimum-vibration wet cutting of ductile cast iron pipes in channel and pipeline engineering. Enables cuts to be made in difficult cutting positions as well as difficult-to-access locations. Steel segments coated with diamonds ensure excellent cutting performance during plunge cuts and cross cuts.

BAR LENGTH **45 cm^②**
ORDER NUMBER **3212 000 0070**

GUIDE BAR

ROLLOMATIC G



With water channels in Guide Bar and Sprocket Nose. Specially developed for the GS 461, the bar has two holes for extending the tensioning range, hardened Chain track.

BAR LENGTH **40 cm^②**
ORDER NUMBER **3006 000 1513**

BAR LENGTH **45 cm^②**
ORDER NUMBER **3006 000 1417**



GUIDE CLAW

Guide and support when cutting through concrete and brickwork. Made of hardened, galvanized steel, for GS 461.

ORDER NUMBER **4252 660 0900**

① DIAMOND CUTTER CHAINS INCLUDE A RIM SPROCKET
② THE ACTUAL BAR LENGTH IS SHORTER THAN THE BAR LENGTH STATED



CUT-OFF MACHINES IN DETAIL



TECHNOLOGY

- 01 STIHL INJECTION (i) *STIHL* INJECTION[®]**
Electronically controlled fuel-injection ensures smooth-running at all times and reduces fuel consumption.
- 02 ELECTRONIC WATER CONTROL**
The water supply switches on and off automatically. Easy use of water supply metering via simple buttons.
- 03 LONG-LIFE AIR FILTER SYSTEM WITH CYCLONE ROUTING**
The filter has a service life of up to one year (depending on the operating conditions) and requires no regular cleaning.

CONVENIENCE

- 04 STIHL ANTI-VIBRATION SYSTEM**
Buffer and spring elements reduce the transmission of engine vibrations to the operator's arms and hands, making the tool comfortable to use.
- 05 WATER CONNECTION**
The quick-release coupling is easy to attach. The water is routed to the abrasive cutting wheel for cleaning and dust suppression during wet cutting.
- 06 TOOL-FREE FUEL CAP**
Special caps allow you to open and close the tank cap quickly, easily and without tools.
- 07 MAGNESIUM GUARD**
The Cutting Wheel Guard made of die-cast magnesium is particularly light. The guard and water supply feature an ergonomic design.

CUT-OFF MACHINES

- Hand-held Tools
- For building, civil engineering and road construction, equipment rental companies, and professionals in horticulture and landscaping
- Petrol-driven tools for cutting concrete, stone, asphalt, structural steel and pipes
- Battery Power Tools for cutting flooring panels, tiles, bricks and reinforcement mats



TS 420

66.7 cm³ • 3.2 kW / 4.4 hp • 9.6 kg[Ⓞ]

An all-purpose Cut-off Machine for above and below ground. With 350 mm Abrasive Cutting Wheels to cut up to 125 mm deep. The STIHL Anti-vibration System guarantees the Cut-off Machine cuts well. Long-life Air Filter System, low-fatigue start-up process thanks to the decompression valve.

ORDER NUMBER 4238 011 2822



TS 440

66.7 cm³ • 3.2 kW / 4.4 hp • 11.1 kg[Ⓞ]

Cut-off Machine with extended guard protection and the innovative STIHL QuickStop cutting wheel brake. For 350 mm Abrasive Cutting Wheels. This guard is adjustable to the rear, making it an efficient tool for cutting pipes, and for use in areas that are difficult to access. Equipped with electronic water control, Long-life Filter System.

ORDER NUMBER 4238 011 2809



APPROPRIATE ABRASIVE CUTTING WHEELS

CAN BE FOUND FROM PAGE 281






TS 500i

72.2 cm³ • 3.9 kW/5.3 hp • 10.2 kg [Ⓢ]

An all-purpose Cut-off Machine with STIHL Injection. For 350 mm Abrasive Cutting Wheels. The Electronically Controlled Fuel Injection guarantees perfect running performance and high torque. With just one start position, the device is particularly easy to start. Electronic water control for easy water supply metering. Together with the STIHL Anti-vibration System, which ensures especially low vibration levels, the tool helps you to achieve a very precise cut. STIHL ElastoStart and the decompression valve make starting the machine notably easier.

ORDER NUMBER 4250 011 2808



TS 800

98.5 cm³ • 5.0 kW/6.8 hp • 12.7 kg [Ⓢ]

STIHL Cut-off Machine for 400 mm Abrasive Cutting Wheels. Attains the maximum cutting depth of 145 mm, reduced weight due to magnesium guard. Also perfectly suited for carrying out separating cuts on the FW 20 Cart. Equipped with decompression valve and STIHL ElastoStart for effortless starting and the Long-life Air Filter System.

ORDER NUMBER 4224 011 2808



TS 700

98.5 cm³ • 5.0 kW/6.8 hp • 11.7 kg [Ⓢ]

The most powerful STIHL Cut-off Machine for 350 mm Abrasive Cutting Wheels. The Cut-off Machine is perfectly suited to use at full cutting depth and also on the FW 20 Cart. Equipped with decompression valve and STIHL ElastoStart for effortless starting and the Long-life Air Filter System.

ORDER NUMBER 4224 011 2807



PROFESSIONAL TIP

The guard in the TS 440 can be adjusted in such a way that the cutting wheel is accessible from the top. This makes cut guidance significantly easier when cutting through pipes, particularly in the lower sections and in corners, as well as cutting into walls. The STIHL QuickStop cutting wheel brake supports you in the process. When the wheel guard is open and if there is sufficient resistance, the cutting wheel is stopped in a fraction of a second, triggered by a sensor.



APPROPRIATE FUELS AND LUBRICANTS

CAN BE FOUND FROM PAGE 290



TSA 230



36 V • 3.9 kg[ⓐ]

Easy-to-manoevre Battery Cut-off Machine for 230 mm Abrasive Cutting Wheels. Suitable for indoor and outdoor use, up to 70 mm cutting depth, water connection with ball valve and hose coupling for wet cutting, spindle lock, maintenance-free belt drive.

TSA 230 EXCLUDING BATTERY AND CHARGER
ORDER NUMBER **4864 011 6600**



SUITABLE BATTERIES AND OTHER ACCESSORIES

SEE FROM PAGE 10



PAGE 254

TSA 230 WITH SE 133 ME FOR LOW-DUST WORK

An indispensable addition for dust-heavy use in indoor areas.



ACCESSORIES FOR CUT-OFF MACHINES

- For carrying out a broad range of tasks and making the Cut-off Machine even easier to use
- Cart for precise cutting and longer cut lengths
- Simple, tool-free assembly and disassembly of the Cut-off Machine on the Cart



QUICK MOUNTING SYSTEM CONVERSION KIT



For the FW 20 Cart.

FOR TS 410, TS 420, TS 500i

ORDER NUMBER 4250 790 0702

FOR TS 700, TS 800

ORDER NUMBER 4224 790 0705

CUTTING DIRECTION INDICATOR

For the FW 20 Cart.



ORDER NUMBER 4205 007 1009

ATTACHMENT SET FOR WATER TANK

13.0 l. For the FW 20 Cart.
With coupling sleeve.



ORDER NUMBER 4224 007 1018

FW 20 CART KITS

Includes Guide Wheel, Fitting Kit,
Water Tank, FW 20 Cart and Support.



FOR TS 420, TS 500i

ORDER NUMBER 7012 200 0023

FOR TS 700, TS 800

ORDER NUMBER 7012 200 0012



PROFESSIONAL TIP

The FW 20 cart can be folded up for easy storage. One person can transport it effortlessly. Even the quick-release device boasts many advantages making the cut-off machine multi-talented. So you can benefit from having two tools in one – a cut-off machine and a compact cart-mounted cut-off machine.

PRESSURISED WATER CONTAINER

10.0 l. For mobile water supply to Cut-off Machines on construction sites with no water connections. Not recommended for the GS 46l.



ORDER NUMBER 0000 670 6000

DEPTH STOP

The depth stop with vacuum support enables dust-free cutting of mineral construction materials on flat surfaces. Exact and continuously adjustable cutting depth possible for TSA 230.



ORDER NUMBER 4864 690 0801

WHEEL SET

Attachment kit for the front foot. The Cut-off Machine is supported on flat surfaces, smooth-running wheels facilitate moving the tool, for TS 420, TS 500i, TS 700 and TS 800.



ORDER NUMBER 4224 007 1014

SHAFT SLEEVE (NOT PICTURED)

Adapter for Diamond Abrasive Wheels. 1" bore made of brass, for all Cut-off Machines with 20 mm shaft.

ORDER NUMBER 0000 708 4200

Order Number

Displacement (cm ³)	Power Output (kW/hp)	Rated Voltage (V)	Weight (kg)	Sound Pressure Level [Ⓢ] (dB(A))	Sound Power Level [Ⓢ] (dB(A))	Vibration Level left/right [Ⓢ] (m/s ²)	STIHL Engine (2-MIX/4-MIX [Ⓢ])	Total Length (cm)	Abrasive Cutting Wheel (mm)	Max. cutting Depth (mm)	Decompression Valve	STIHL Anti-vibration System	STIHL ElastoStart	Water Connection	Wear-resistant Starter Cord	Magnesium Guard	Electronic Water Control	QuickStop Cutting Wheel Brake	Cyclone Routing	STIHL Injection (i)
---------------------------------	----------------------	-------------------	-------------	---	--	---	--	-------------------	-----------------------------	-------------------------	---------------------	-----------------------------	-------------------	------------------	-----------------------------	-----------------	--------------------------	-------------------------------	-----------------	---------------------

PETROL-DRIVEN CUT-OFF MACHINE [Ⓢ]

TS 420	4238 011 2822	66.7	3.2/4.4	-	9.7 [Ⓢ]	98 [Ⓢ]	109 [Ⓢ]	3.9/3.9	2-MIX	72.5	350	125	●	●	○	●	●	●	-	-	●	-
TS 440	4238 011 2809	66.7	3.2/4.4	-	11.1 [Ⓢ]	97 [Ⓢ]	109 [Ⓢ]	3.4/4.0	2-MIX	72.5	350	125	●	●	○	●	●	●	●	●	●	-
TS 500i	4250 011 2808	72.2	3.9/5.3	-	10.2 [Ⓢ]	98 [Ⓢ]	112 [Ⓢ]	2.4/2.0	2-MIX	73.0	350	125	●	●	●	●	●	●	●	-	●	●
TS 700	4224 011 2803	98.5	5.0/6.8	-	11.7 [Ⓢ]	101 [Ⓢ]	113 [Ⓢ]	6.6/4.5	2-MIX	85.0	350	125	●	●	●	○	●	-	-	●	-	
TS 800	4224 011 2825	98.5	5.0/6.8	-	12.7 [Ⓢ]	101 [Ⓢ]	113 [Ⓢ]	6.5/3.9	2-MIX	89.0	400	145	●	●	●	○	●	-	-	●	-	

BATTERY CUT-OFF MACHINE [Ⓢ]

TSA 230	4864 011 6600	-	-	36	3.9 [Ⓢ]	103 [Ⓢ]	114 [Ⓢ]	3.5/3.5	-	55.0	230	70	-	-	-	●	-	●	-	-	-
----------------	---------------	---	---	----	------------------	------------------	------------------	---------	---	------	-----	----	---	---	---	---	---	---	---	---	---

● FITTED AS STANDARD
○ CAN BE RETROFITTED (ACCESSORIES)

I = STIHL INJECTION

Ⓢ K FACTOR ACCORDING TO DIR. 2006/42/EC = 2.0 dB(A)
Ⓢ K FACTOR ACCORDING TO DIR. 2006/42/EC = 2 m/s²
Ⓢ WITH COMPOSITE RESIN ABRASIVE CUTTING WHEEL
Ⓢ WEIGHT EXCLUDING FUEL AND ABRASIVE CUTTING WHEEL
Ⓢ WEIGHT EXCLUDING BATTERY AND ABRASIVE CUTTING WHEEL

Ⓢ MEASUREMENT ACCORDING TO ISO 19432
Ⓢ MEASUREMENT WITH ABRASIVE CUTTING WHEELS ACCORDING TO EN 60745-2-22
Ⓢ PRICE EXCLUDES BATTERY AND CHARGER





ABRASIVE CUTTING WHEELS

- Composite resin abrasive and diamond Cutting Wheels for cutting natural stone, asphalt, steel and concrete
- Designed to perfectly fit STIHL Cut-off Machines
- Long service life and high cutting performance



COMPOSITE RESIN CUTTING WHEELS

STRUCTURAL STEEL

For cutting structural steel and metal profiles in construction as well as in metal processing operations.



ASPHALT / DUCTILE CAST IRON

Cutting wheel for road construction and pipeline engineering, specially for cutting ductile cast iron pipes.



STONE

Cutting wheel for bricks and for general construction use. Also for wet cutting of stone without creating dust clouds.



Order Number

Diameter (mm)

COMPOSITE RESIN ABRASIVE CUTTING WHEEL

STRUCTURAL STEEL



K-ME

0835 012 7000

230

0835 010 7001

350

0835 010 7002

400

ASPHALT/ DUCTILE CAST IRON



K-DG

0835 030 7000

300

0835 030 7001

350

STONE



K-BA

0835 020 7000

300

0835 020 7001

350

0835 020 7002

400



DIAMOND CUTTING WHEELS

STIHL diamond cutting wheels meet the highest quality standards, and are versatile enough to handle a vast range of materials. When used with a hand-held cut-off machine on natural stone, concrete and asphalt in particular, they really shine in comparison to other cutting wheels. You'll always find the right cutting wheel for your specific application and conditions among our wide range of products. Cutting wheels are optimally coordinated to our cut-off machines, to ensure maximum performance.

UNIVERSAL

For a very wide range of materials on construction sites. Also recommended for clean-up work and emergency clearing jobs. Available in different designs and for different areas of use. Durable and quick-cutting, metallic silver main blade.



CONCRETE (B)

For cutting concrete, clay bricks and exposed aggregate concrete, as well as reinforced concrete and general construction materials. Available in different performance classes, painted grey.



ASPHALT (A)

For cutting asphalt, fresh concrete, abrasive concrete and sandstone. Segment height: 10 mm with protection segments. Available in different performance categories, main blade painted black.



Order Number

Diameter (mm)

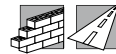
DIAMOND ABRASIVE WHEELS

UNIVERSAL

D-BA80

0835 090 7005

300



0835 094 7002

400

0835 094 7013

350



D-BA90

0835 094 7015

418



0835 094 7014

400

D-X100

0835 092 7000

230

D-G80

0835 070 7000

350

0835 090 7050

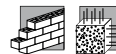
230

CONCRETE (B)

D-B10

0835 090 7039

300



0835 090 7052

350

0835 090 7053

400

D-B70

0835 090 7049

416

ASPHALT (A)

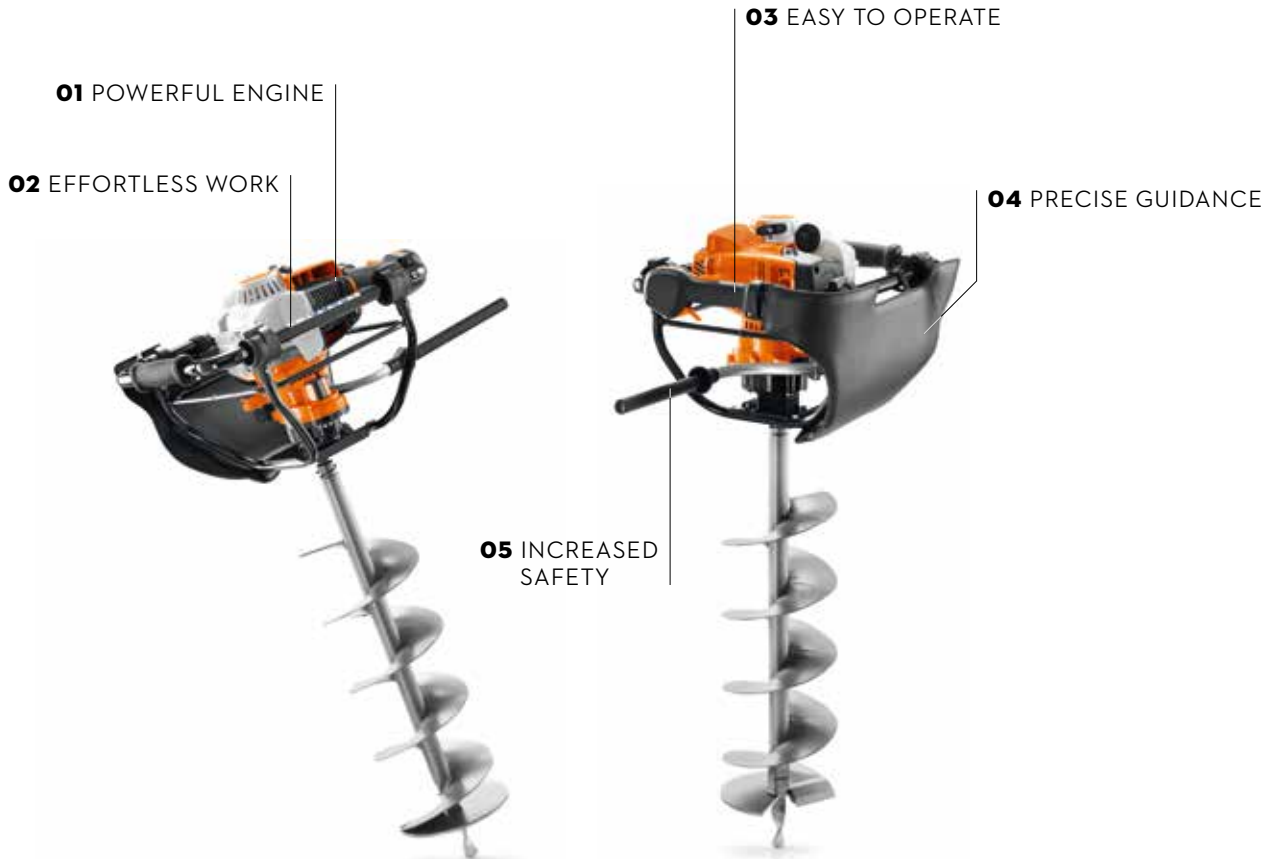
D-A40

0835 080 7025

400



EARTH AUGERS IN DETAIL



TECHNOLOGY

- 01 STIHL 4-MIX® ENGINE**
Combines the advantages of a 2-stroke and 4-stroke engine. Lower consumption, lower emissions, no need for oil servicing. Less obtrusive noise. Excellent engine power and high torque.

CONVENIENCE

- 02 LOW-VIBRATION HANDLE DESIGN**
Ensures a significant reduction in vibration - for particularly effortless work.
- 03 MULTI-FUNCTION HANDLE**
All the engine control functions are integrated into the left handle. The machine can be controlled at the push of a button.
- 04 LARGE-AREA SUPPORT CUSHION**
Positioned next to your body or leg during tool use, for a high degree of comfort and steady and precise Earth Auger guidance.

SAFETY

- 05 QUICKSTOP DRILL BRAKE**
The STIHL QuickStop drill brake with a release lever interrupts the power flow when the drill jams. The brake system makes it easy for jammed drills to be screwed back out.

EARTH AUGERS AND ACCESSORIES

- Mobile and robust powerhouses for professionals
- For drilling holes in the ground, planting, building or taking soil samples
- Especially suitable for large areas that are hard to access
- Drills, shaft extensions, support cushions and drill chucks



BT 131

36.3 cm³ • 1.4 kW/1.9 hp • 10.0 kg[Ⓢ]

One-man Earth Auger with QuickStop drill brake. 4-MIX[®] engine with enlarged fuel tank, low-vibration handle frame, control handle with stop button, Long-life Air Filter System, large support cushion.

ORDER NUMBER 4313 011 2124



WHILE STOCKS LAST

BT 360

60.3 cm³ • 2.9 kW/3.9 hp • 28.8 kg[Ⓢ]

Proven high-torque engine for drilling work in pairs. With STIHL ElastoStart as standard, start lock and reverse rotation lock, Long-life Air Filter System, additional stop switch for the second operator, fold-out frame.





ORDER NUMBER 4308 200 0004



APPROPRIATE FUELS AND LUBRICANTS

CAN BE FOUND **FROM PAGE 290**



	Order Number	Diameter (mm)	Length (mm)	Suitable for Earth Augers	Use
ACCESSORIES FOR EARTH AUGERS					
EARTH AUGER BIT					
	4404 680 2004	40			
	4404 680 2006	60			
	4404 680 2009	90	695	BT 120 C, BT 121, BT 130, BT 131	For all ground types.
	4404 680 2012	120			
	4404 680 2015	150			
	4404 680 2020	200			
	4404 680 2030	300	750		
EARTH AUGER BIT					
	4400 000 4209	90			
	4400 000 4215	150			
	4400 000 4220	200	700	BT 360	For all ground types.
	4400 000 4225	250			
	4400 000 4228	280			
	4400 000 4235	350			
EARTH AUGER BIT PLANT SPIRAL					
	4311 680 2515	150	525	BT 120 C, BT 121, BT 130, BT 131	Special auger bit for drilling bore holes for plants. Cylindrical shape.
	4445 000 4235	350	420	BT 360	
EARTH AUGER BIT SOIL LOOSENER					
	4404 680 1900	260	660	BT 120 C, BT 121, BT 130, BT 131	Special auger bit for loosening soil and planting.
	4440 000 4200	400	870	BT 360	

RECOMMENDED RETAIL PRICE IN NZD

WHILE STOCKS LAST

Order Number	Diameter (mm)	Length (mm)	Suitable for Earth Augers	Use
--------------	---------------	-------------	---------------------------	-----

ACCESSORIES FOR EARTH AUGERS

SHAFT EXTENSIONS



4313 680 2300	-	250	BT 120 C, BT 121, BT 130, BT 131	For extending the Earth Auger bit in deep bore holes.
4311 680 2350	-	450		
4470 000 4205	-	500	BT 360	
4470 000 4210	-	1,000		

SUPPORT CUSHION



4313 748 2501	-	-	BT 121, BT 130, BT 131	As a replacement for the existing support cushion.
---------------	---	---	------------------------------	--

DRILL CHUCK



4311 680 4010	-	-	BT 120 C, BT 121, BT 130, BT 131	For twist drills up to Ø 13 mm. For use with drills with cylindrical connectors.
---------------	---	---	---	--

Order Number	Displacement (cm ³)	Power Output (kW/hp)	Weight (kg) ①	Sound Pressure Level ② (dB(A))	Sound Power Level ② (dB(A))	Vibration Level left/right ③ (m/s ²)	STIHL Engine (2-MIX/4-MIX®)	Spindle Speed (rpm)	Automatic Decompression Valve	STIHL ElastoStart	Long-life Air Filter System	QuickStop Drill Brake	Start Lock/Reverse Rotation Lock
--------------	---------------------------------	----------------------	---------------	--------------------------------	-----------------------------	--	-----------------------------	---------------------	-------------------------------	-------------------	-----------------------------	-----------------------	----------------------------------

EARTH AUGERS ④

BT 131 ④	4313 011 2124	36.3	1.4/1.9	10.0	92	100	1.7/2.0	4-MIX®	200	●	-	●	●	●
BT 360	4308 200 0004	60.3	2.9/3.9	28.8	99	111	6.8/8.7	-	50	-	●	●	-	●

● FITTED AS STANDARD ① WEIGHT EXCLUDING FUEL AND DRILL BIT ② K FACTOR ACCORDING TO DIR. 2006/42/EC = 2 m/s² ③ WITH SUPPORT CUSHION
 ④ DELIVERY DOES NOT INCLUDE DRILL BIT ④ K FACTOR ACCORDING TO DIR. 2006/42/EC = 2.0 dB(A)



HAND-HELD DRILLS AND ACCESSORIES

- For joiners, workmen, municipal workers, gardeners and landscapers
- For drilling wood, erecting fences and benches, and restoring timber structures
- For digging planting holes in garden design, from flowers to perennial plants
- Comprehensive range of practical accessories



BT 45 WOOD DRILL

27.2 cm³ • 0.8 kW/1.1 hp • 4.8 kg[Ⓞ]

Hand-held Drill with powerful petrol engine for drilling wood. Quick-release chuck with a chuck width of 13 mm as standard. Two forward gears, reverse gear and neutral position.



ORDER NUMBER 4314 200 0025

HANDLE KIT FOR PLANTING AUGER

FOR DRILLING PLANTING HOLES

ORDER NUMBER 4314 007 1001



WOOD DRILL BITS

Hardened and laterally ground with spiral and spurs. With six-socket connector.

320 MM LONG
Ø 13mm (0.5")
ORDER NUMBER
4314 682 5013

Ø 19mm (0.7")
ORDER NUMBER
4314 682 5019

Ø 22mm (0.9")
ORDER NUMBER
4314 682 5022

Ø 25 mm (1.0")
ORDER NUMBER
4314 682 5025



PLANTING AUGER BITS

Interchangeable head and M14 connection thread.

590 MM LONG
Ø 76mm (3")
ORDER NUMBER
4314 680 1903

Ø 102mm (4")
ORDER NUMBER
4314 680 1904

Ø 127mm (5")
ORDER NUMBER
4314 680 1905



HARNESS

Enables easy transportation of the tool. For BT 45.



ORDER NUMBER 4314 710 9000

STRAP

Ideal for supporting the machine hands-free. For BT 45.



ORDER NUMBER 4314 710 6500

DRILL CHUCK WITH KEY

Chuck width 13 mm.



ORDER NUMBER 4314 680 4001

Order Number

Displacement (cm²)

Power Output (kW/hp)

Weight (kg) ⊙

Sound Pressure Level ⊙ (dB(A))

Sound Power Level ⊙ (dB(A))

Vibration Level, left/right ⊙ (m/s²)

Spindle Speed, Lowest Gear (rpm)

Spindle Speed Second Gear (rpm)

Spindle Speed, Reverse Gear (rpm)

HAND-HELD DRILLS 4

BT 45
FOR DRILLING WOOD

4314 200 0000

27.2

0.8/1.1

4.8

98

103

7.2/6.1

910

2,710

810

⊙ WEIGHT EXCLUDING FUEL, FULLY ASSEMBLED

⊙ K FACTOR ACCORDING TO DIR. 2006/42/EC = 2.5 dB(A)

⊙ K FACTOR ACCORDING TO DIR. 2006/42/EC = 2 m/s²

⊙ DELIVERY **DOES NOT INCLUDE** DRILL BIT





SHOWING OUR LOVE OF MACHINES. ONE DROP AT A TIME.

FUELS AND LUBRICANTS

➔ FROM PAGE 292

CLEANING AGENTS

➔ FROM PAGE 296

ACCESSORIES FOR FUELS AND LUBRICANTS

➔ FROM PAGE 297



FUELS AND LUBRICANTS

- High-quality Fuels and Lubricants for perfect running behaviour
- Optimum lubrication properties
- Low-residue combustion
- High environmental compatibility



PATENT EP
2031043[Ⓢ]

MOTOMIX FUEL MIXTURE



Ready-mixed Fuel (1:50) for all STIHL 2-stroke Engines, optimum performance, excellent cold start properties, maximum acceleration over the entire rpm range, perfect running characteristics even with a sudden rev change. With STIHL HP Ultra Premium Oil for exceptional engine lubrication and extreme cleanliness, fully synthetic and biodegradable for optimal performance and long service life. User-friendly and engine-friendly thanks to fewer emissions (free from ethanol; almost no olefins and aromatic compounds). Can be kept in storage[Ⓢ] for up to five years. Reliable top performance – STIHL 2-stroke Engines and STIHL MotoMix are made for each other; all conceivable applications have been put through rigorous testing.

1L[Ⓢ]

ORDER NUMBER 7004 874 0102

5L[Ⓢ]

ORDER NUMBER 7012 874 0101



HP 2-STROKE ENGINE OIL

Mineral-oil-based engine oil, especially developed for the demanding needs of power tools. Good lubrication and combustion properties, JASO-FB, ISO-L-EGB, fuel/oil ratio 1:50, suitable for all STIHL 2-stroke engines.

100 ml (for 5 l)

ORDER NUMBER 0781 319 8401

1 l (for 50 l), measuring bottle

ORDER NUMBER 0781 319 8411

5 l (for 250 l)

ORDER NUMBER 0781 319 8433

10 l[Ⓢ] (for 500 l)

ORDER NUMBER 0781 319 8434

[Ⓢ] PATENTED IN SEVERAL EUROPEAN COUNTRIES

[Ⓢ] APPROPRIATE STORAGE CONDITIONS: IN TECHNICALLY APPROVED CONTAINERS WITH AN AIRTIGHT SEAL. STORE IN DRY, DARK STORAGE CONDITIONS WHERE POSSIBLE, AT A ROOM TEMPERATURE OF MAX. 20°C



HP ULTRA 2-STROKE ENGINE OIL

Fully synthetic oil for long periods of use under the most demanding conditions. Exceptional lubrication properties, low-residue combustion, biodegradable (over 60% in accordance with OECD 301 B), particularly low in sulphur, JASO-FB, ISO-L-EGB, fuel/oil ratio 1:50.

100 ml (for 5 l)
ORDER NUMBER **0781 319 8060**

1 l (for 50 l), measuring bottle
ORDER NUMBER **0781 319 8061**

5 l (for 250 l)
ORDER NUMBER **0781 319 8063**



500 hours with HP Ultra

PROFESSIONAL TIP

Exceptional lubrication and cleanliness are the most important development specifications for all STIHL engine oils. With consistent use of HP Ultra, a piston that has been running for several hundred hours in the STIHL test lab still looks almost new (see image).



FORESTPLUS CHAIN OIL

Based on high-quality mineral oils. Reliable lubrication, no resinification, even during extended downtime.

1 l
ORDER NUMBER **0781 516 6001**

5 l
ORDER NUMBER **0781 516 6002**

20 lⓄ
ORDER NUMBER **0781 516 6006**

200 lⓄ
ORDER NUMBER **0781 516 6003**



SYNTHPLUS CHAIN OIL

Semi-synthetic high-performance lubricant prevents wear and resinification during extended downtime. Free-flowing up to -25° C, with high-quality fresh oils.

1 l
ORDER NUMBER **0781 516 2000**

5 l
ORDER NUMBER **0781 516 2002**

20 lⓄ
ORDER NUMBER **0781 516 2004**

Lubrication	Cleanliness	Deposit Build-up Protection	Corrosion Protection	Miscibility up to Ethanol content of 25%Ⓞ	Special Features	Recommendation
-------------	-------------	-----------------------------	----------------------	---	------------------	----------------

2-STROKE ENGINE OILS						
HP	+	+	+	+	yes	Good lubrication and combustion properties High-quality engine oil
HP ULTRA	+++	+++	+++	+++	yes	Biodegradable, ash-free burning The best STIHL engine oil for cleanliness and long engine service life

Ⓞ ADDITIONAL CONTAINERS ON REQUEST
Ⓞ PLEASE OBSERVE THE TOOL'S SAFETY INSTRUCTIONS

+ SUITABLE
++ VERY SUITABLE
+++ HIGHLY SUITABLE





BIOPLUS CHAIN OIL



Particularly eco-friendly oil derived from plants, with superior lubricating and adhesive properties. Faster biodegradability in soil, awarded the European Ecolabel among others, tested according to OECD 301 B.

11
ORDER NUMBER **0781 516 3001**

5 l
ORDER NUMBER **0781 516 3004**

20 l [Ⓞ]
ORDER NUMBER **0781 516 3007**



FUEL STABILISER

STIHL fuel stabiliser eliminates the need to drain fuel prior to storage. It also contains water remover to prevent corrosion and carburettor cleaner to restore power. 15ml treats 5L of fuel.

236 ml
ORDER NUMBER **7004 881 9400**



BIO MULTI-USE OIL

Multi-functional oil with a diverse range of uses. Can be used as a lubricant (for example with GTA 26), cleaner, corrosion protection, rust protection, and creep oil. Cannot be used as a chain lubricant for MS. The oil has an eco-friendly composition, as it is produced 90% from renewable raw materials and is 90% biodegradable. Natural oil base, does not resinify.

50 ml
ORDER NUMBER **0782 516 8500**

GREASE GUN

For very precise lubrication.

ORDER NUMBER **1108 890 2500**



POURING AID FOR CHAIN OIL

For easy, clean dosing and refilling.

For 20 l, tap
ORDER NUMBER **0000 881 0119**



Base oils

Lubrication

Special Features

Shelf Life

Free-flowing in the cold up to

CHAIN OILS					
Product	Base oils	Lubrication	Special Features	Shelf Life	Free-flowing in the cold up to
FORESTPLUS	Mineral	good	-	3 years	-15 °C
SYNTHPLUS	Synthetic and mineral	very good	High-performance oil	7 years	-25 °C
BIOPLUS	Plant-based oil	good	Environmentally friendly, biodegradable	4 years	-20 °C

Ⓞ ADDITIONAL CONTAINERS ON REQUEST



SAE 30

High-performance engine oil for all use conditions in gardens, with high-quality base oils and additives for ideal lubrication and low consumption, API SJ/CF.

600 ml
ORDER NUMBER
0781 309 2002

1.4 l
ORDER NUMBER
0781 309 2003



10 W-30

High-quality engine oil for a wide range of usage conditions, developed especially for the requirements of 4-stroke engines. Outstanding lubrication and combustion properties, can be used year-round down to -30°C.

600 ml
ORDER NUMBER
0781 309 1000

1.4 l
ORDER NUMBER
0781 309 1002



FS SUPER LUBE

High-performance gear lubricant for all STIHL Brushcutters and Clearing Saws.

Tube, 40 g
ORDER NUMBER
0781 120 1022

Tube, 80 g
ORDER NUMBER
0781 120 1117

Tube, 225 g
ORDER NUMBER
0781 120 1118



MULTI-LUBE

Multi-purpose grease for all STIHL Hedgetrimmers and Electric Chainsaw gear systems.

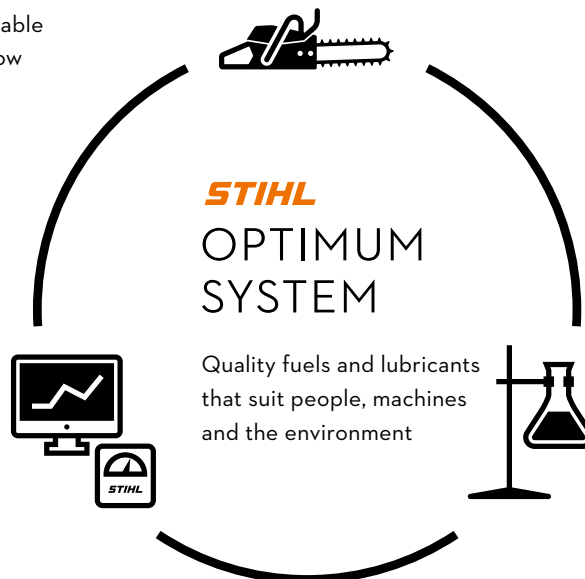
Tube, 80 g
ORDER NUMBER
0781 120 1109

Tube, 225 g
ORDER NUMBER
0781 120 1110

RELIABLE, STRONG AND CLEAN:

We know what engines need. STIHL has extensive expertise in fuels and lubricants, so we are able to achieve optimum results for people, machines and the environment in the development of our oils, greases and fuels. Specifically, this means reliable use, outstanding performance with low wear, and low-pollutant combustion.

STIHL PRACTICAL TEST
In field tests, STIHL tools are tested under a wide range of operating conditions.



STIHL TEST FACILITIES
Across more than 100 test benches, STIHL tools undergo extensive functional tests and long-term trials.

STIHL DEVELOPMENT
More than 500 employees work in the cutting-edge STIHL development centre with its in-house laboratory.



CLEANING AGENTS

- Formulations coordinated to suit every cleaning task
- Optimum protection against corrosion
- Effective lubricant for various areas of use



SUPERCLEAN

Spray with dual function: Removes resin and dirt, while providing lubrication and corrosion protection. For cutting attachments, Hedgetrimmer blades and Chainsaws.

Can, 300 ml
ORDER NUMBER 7004 871 0438



MULTISPRAY

Multi-functional oil for lubrication and removing dirt and stubborn parts, as well as corrosion protection, contact spray and penetrating oil.

Can, 400 ml
ORDER NUMBER 7004 871 0437



VARIOCLEAN

Special cleaner for dissolving and removing organic oil residues and for cleaning housings and STIHL HD2 Filters (white), wire mesh filters (silver) and PA filters (white).

Spray bottle, 500 ml
ORDER NUMBER 7004 871 0439



AUTO AND OUTDOOR

Cleans engine parts and wheels, carpets and upholstery, BBQs and furniture.

750ML
ORDER NUMBER 7004 871 0446



CC 100 VEHICLE SHAMPOO & WAX

For removing typical road dirt such as salt, dust and insects from all kinds of vehicles. Foaming, high quality wax ingredients, long-lasting shiny finish.

1L
ORDER NUMBER 0782 516 9300



CU 100 UNIVERSAL CLEANER

For safe removal of the widest variety of dirt on hard surfaces around the house and garden. Suitable for painted surfaces, metal, stone, synthetic and glass surfaces.

5L
ORDER NUMBER 0782 516 9101



ACCESSORIES FOR FUELS AND LUBRICANTS

- Fuel and Lubricant transport made easier
- No mess when filling up power tools
- Reliable equipment for professional and private users



MIXING BOTTLE

For easy mixing and filling of smaller fuel amounts up to 1L. Narrow outlet spout, large filler opening, scales on the bottle and on the lid, can be closed.



ORDER NUMBER **0000 881 9411**

5L FUEL CAN

Large fuel can with pull out spout for easy pouring. Meets the latest AS/NZ standards to ensure transporting and storing fuel is safe.



ORDER NUMBER **7004 872 1743**

SG 11 PLUS

Hand sprayer with adjustable nozzle for distributing cleaning agents and solvents, for example CP 200 Superclean or Varioclean. Filling volume 1.5L, maximum pressure 3 bar, EPDM seals for cleaning agents and solvents in the 7 - 14 pH range. The pump is fitted with a special protective element that ensures a long service life.



ORDER NUMBER **4255 019 4912**





EASY TO HANDLE, POWERFUL TO USE.

**HAND TOOLS AND
FORESTRY ACCESSORIES**

➔ FROM PAGE 300





GTA 26



AS11
SYSTEM

10.8 V • 1.2 kg^①

Battery Garden Pruner with a wide range of uses. For pruning trees and shrubs, cutting up garden waste, and building with wood. With a 1/4" PM3 Saw Chain for excellent cutting performance and powerful cuts. Non-slip control handle for perfect ergonomics. Tool-free chain replacement and flexible protective hood for safe work, with charge-level indicator. The GTA 26 is available in a set or as an individual tool.

Included in the **set**:

- 1x AS 2 Lithium-ion Battery, 28 Wh, 10.8 V
- 1x AL 1 standard Charger
- 1x 10 cm Light Guide Bar
- 1x 10 cm 1/4" PM3 Saw Chain
- 1x Bio Multi-use Oil, 50 ml
- 1x Black/Orange Carry Bag with eyelets for wall-mounting

GTA 26 INDIVIDUAL TOOL EXCLUDING BATTERY AND CHARGER, INCLUDING BIO MULTI-USE OIL, 50 ML

BAR LENGTH **10 cm**
ORDER NUMBER **GA01 011 6905**

GTA 26 SET

BAR LENGTH **10 cm**
ORDER NUMBER **GA01 011 6915**

GTA 26 REPLACEMENT CHAIN LOOP

ORDER NUMBER **3670 000 0028**

HOLSTER FOR GTA 26

Enables you to carry the GTA 26 on your belt for quick access to the tool when working. The adjustable leg strap secures the holster on your thigh for more comfortable wear. The reinforced rear panel offers good protection during insertion. The additional flap holds the GTA 26 securely in the holster.



ORDER NUMBER **GA01 490 1700**

EXTENSION SHAFT FOR GTA 26

Convert your GTA 26 Garden Pruner into a Pole Pruner with this extension shaft. Designed for cutting small branches in out-of-reach work areas across the home garden. Soft grip handle, branch hook for removing twigs from the canopy and a bend in the shaft for reduced tipping during use. Length 1.5m.



ORDER NUMBER **GA01 820 5000**



PAGE **294**

MULTIOIL BIO





Eco-friendly with a wide range of uses, for example chain lubrication for the GTA 26. Available in 50 ml size.



THE CORRESPONDING AS 2 BATTERIES



















CAN BE FOUND **ON PAGE 15**



	Order Number	Length (cm) ①	Weight (g)	Branch Diameter up to (mm)	Suitable for Hand Size	Viticulture ②	Orchards ③	Horticulture ④	Garden and Park Maintenance ⑤	Equipment
BYPASS SECATEURS										
PG 10										
	0000 881 3604	22	230	20	M L	+	+	++	+	Wire-cutting notch, single-hand clasp
PG 20 	0000 881 3637	22	240	25	M L	++	++	++	+++	Wire-cutting notch, single-hand clasp
PG 30 	0000 881 3638	22	255	25	M L	+++	+++	++	+++	Wire-cutting notch, single-hand clasp, sap groove
ANVIL SECATEURS										
PG 25 	0000 881 3639	20	260	15	M L	+	+++	+	++	Single-hand clasp


① INFORMATION ON BYPASS AND ANVIL CUTTING ACTIONS ARE PROVIDED IN THE GLOSSARY FROM PAGE 340

② CUTTING WORK ON VINE STOCKS
 ③ REARING, REJUVENATING AND HARVESTING CUTS
 ④ CUTTING AND REJUVENATING WORK (PLANTS AND FLOWERS)
 ⑤ CUTTING AND REJUVENATING WORK (SHRUBS AND HEDGES)

	Order Number	Length (cm)	Weight (g)	Branch Diameter up to (mm)	Viticulture [ⓐ]	Orchards [ⓑ]	Horticulture [ⓒ]	Garden and Park Maintenance [ⓓ]	Equipment
BYPASS PRUNING SHEARS									
PB 10   	0000 881 3669	60	1,000						
PB 11   	0000 881 3670	75	1,150	35	+++	+++	++	++	Full-to-cut cutting head, damper to protect the joints, holding grooves on the anvil
PB 20   	0000 881 3664	80	1,125	42	++	++	++	++	Full-to-cut cutting head, damper to protect the joints
PB 30   	0000 881 6500	83	1,695	50	+++	+++	++	+++	Full-to-cut cutting head, damper to protect the joints, holding grooves on the anvil
ANVIL PRUNING SHEARS									
PB 25   	0000 881 3653	80	1,245	40	-	++	-	++	Power transmission
PB 35   	0000 881 3665	80	1,460	48	-	+++	-	+++	Power transmission

ⓐ INFORMATION ON BYPASS AND ANVIL CUTTING ACTIONS ARE PROVIDED IN THE GLOSSARY FROM PAGE 340

ⓑ CUTTING WORK ON VINE STOCKS
 ⓒ REARING, REJUVENATING AND HARVESTING CUTS
 ⓓ CUTTING AND REJUVENATING WORK (PLANTS AND FLOWERS)
 ⓔ CUTTING AND REJUVENATING WORK (SHRUBS AND HEDGES)



PH 10 HEDGETRIMMERS

54 cm, 1,050 g. For soft to extremely tough hedges and shrubs. Specially coated and corrosion-resistant serrated blades with sap grooves, tool-free adjustment of the blade connection, beechwood handle, impact absorber.



ORDER NUMBER **0000 881 3671**

SHARPENING STONE AND WHETSTONE

For Pruning Shears, Secateurs and Hedgetrimmers as well as precision grinding of bush hooks, debarking irons and axes. Two-sided with coarse and fine grain, for use with oil or water.



ORDER NUMBER **0000 881 6001**

HOLSTER

For STIHL PG 10, PG 20, PG 30 and PG 25 Secateurs. Leather, black.



ORDER NUMBER **0000 881 3644**

3-IN-1 SHARPENING TOOL

Can be used for Pruning Shears and Secateurs, Axes and Hatchets, as well as blades and household shears. Ergonomic design for ease of use and a professional sharpening result.



ORDER NUMBER **0000 881 9801**

PRUNING SAWS

For quick and precise sawing. Three-sided Japanese tothing, impulse hardened, chrome-plated steel, conical blade shape, ergonomic soft handle, corrosion-resistant, with holster for mounting on either side for operation by both left and right-handed users.

With straight saw blade for universal use in horticulture and landscaping, as well as the construction industry.



PR 24

24 cm, 305 g, branches up to a diameter of 100 mm

ORDER NUMBER **0000 881 8701**

PR 33

33 cm, 370 g, branches up to a diameter of 150 mm

ORDER NUMBER **0000 881 8702**

With a curved Saw Blade for pressure-free sawing, including in tree maintenance work.



PR 27 C

27 cm, 358 g, branches up to a diameter of 120 mm

ORDER NUMBER **0000 881 8703**

PR 33 C

33 cm, 391 g, branches up to a diameter of 150 mm

ORDER NUMBER **0000 881 8704**

FOLDING SAW PR 16

16 cm Saw Blade, 160 g, branches up to a diameter of 65 mm. For quick and precise sawing. Three-sided Japanese tothing, impulse hardened, chrome-plated steel, conical blade shape, ergonomic soft handle, folding saw blade, corrosion-resistant.



ORDER NUMBER **0000 881 8700**

ALUMINIUM FELLING WEDGE

12 x 4 cm, 190 g. With barbed centre line on one side for an optimum grip on the wood.



ORDER NUMBER **0000 881 2201**

ALUMINIUM FELLING AND CLEAVING WEDGES



With narrow blades for effectively penetrating wood. Three versions for small, medium and large trunk diameters, serrated edge, milled groove, smooth wedge side for easy positioning of a second wedge in the felling cut, high-quality aluminium alloy.

24 cm, 800 g

ORDER NUMBER **0000 881 2223**

PLASTIC WEDGES FOR FELLING AND CUTTING



Impact-resistant even at low temperatures. Polyamide, textured surface prevents the wedge from slipping out, in three lengths for medium and thick wood, enlarged wedge angle.

15 cm

ORDER NUMBER **7004 871 0314**

20 cm

ORDER NUMBER **7004 871 0315**

25 cm

ORDER NUMBER **7004 871 0316**

30 cm

ORDER NUMBER **7004 871 0317**

WHILE STOCKS LAST FORESTRY GEAR BELT

ORDER NUMBER **7012 881 0500**



ALUMINIUM HOOKAROON



70 cm, 580 g. Enables ergonomic movement that's easy on your back, for tackling small tree trunks and pieces of wood. High-quality aluminium alloy with a plastic handle. Additional hook at the end of the handle ensures improved grip.

ORDER NUMBER 0000 881 2805



FELLING LEVERS



For tipping the tree over the felling hinge in the intended direction. With a cant hook for turning logs. Made from a special steel alloy.

76 cm, approx. 1,800 g

ORDER NUMBER 0000 881 2701

130 cm, approx. 3,400 g

ORDER NUMBER 0000 881 2700



CHAINSAW SAFETY MITT

ORDER NUMBER 7012 100 0196



FP 10 PULP HOOK



For lifting, transporting and piling up plywood. Comfort handle.

ORDER NUMBER 0000 881 4401



FZ 10 DRAG HOOK



For dragging logs, with a ground tip for hooking into logs more easily. High-quality, hardened steel, comfort handle.

ORDER NUMBER 0000 881 2907



FP 20 HAND LIFTING TONGS



Jaw size 20 cm. For moving wood, with an angled comfort handle. Hardened tips.

ORDER NUMBER 0000 881 3005



FOREST TAPE MEASURE



Automatically self-retracting, metal casing.

Length 15 m

ORDER NUMBER 0000 881 0800

Length 25 m

ORDER NUMBER 0000 881 0801



LEATHER TOOL BELT

4 cm wide, 125 cm long. Extremely hard-wearing, long-lasting, approx. 3 mm thick cowskin leather. Double prong buckle.

COLOUR  ORDER NUMBER 0000 881 0600

COLOUR  ORDER NUMBER 0000 881 0602



	Order Number	Length (cm)	Weight (g)	Material Axe Handle	Delimiting	Felling with an Axe	Lighter/mid-range cleaving (kindling, 30 cm long, up to 30 cm Ø)	Mid-range/heavier cleaving (35 cm long/ up to 50 cm Ø)	Cleaving metre-length logs and heavy wood (with cleaving wedges if necessary)	Felling with a wedge (aluminium or plastic)
HIGH-TECH										
AX 6 P FORESTRY HATCHET										
 	0000 881 6801	37	640	Polyamide	++	-	+	-	-	-
AX 15 P FORESTRY AXE										
 	0000 881 6701	73	1,450	Polyamide	++	++	++	+	-	-
AX 20 PC CLEAVING AXE										
 	0000 881 6602	75	1,950	Polyamide	+	+	+++	++	-	+



ALL-ROUND FUNCTIONALITY AND SAFETY.

WORK CLOTHING FOR WEARING WHEN USING A CHAINSAW

➔ FROM PAGE 311

WORK CLOTHING FOR WEARING WHEN USING POWER TOOLS

➔ FROM PAGE 314

WEATHER PROOF AND FUNCTIONAL CLOTHING

➔ FROM PAGE 318

MEASUREMENTS AND SIZING

➔ FROM PAGE 320

CHAINSAW BOOTS WITH CUT PROTECTION

➔ FROM PAGE 322

FACE, EAR AND HEAD PROTECTION, SAFETY GLASSES AND WORK GLOVES

➔ FROM PAGE 324

HELMET SETS AND ACCESSORIES

➔ FROM PAGE 328





PERSONAL PROTECTIVE EQUIPMENT IN DETAIL



TECHNOLOGY

- 01 PREMIUM HIGH-TECH FIBRES**
Materials developed in-house for a high level of protection against thorns, water, wind and cold, without compromising breathability and comfort. OEKO-TEX® Standard 100 certification confirms that the materials are kind to skin.
- 02 THOUGHTFUL DESIGN**
Functional clothing with clever answers to user requirements - for instance, ventilation openings that can be individually adjusted, specially reinforced fabric in areas subject to particular stress such as knees and elbows, and patent-pending innovative solutions for special applications.

CONVENIENCE

- 03 MAINTENANCE AND COMFORTABLE WEAR**
STIHL cut protection clothing can even be washed at 60° C and spun at 400 revolutions per minute (max.), making it possible to remove oil and resin more successfully. The materials used are quick-drying and contain elastic fibres that make the clothing very comfortable to wear. The materials, verified for skin tolerance, fulfil OEKO-TEX® standard 100.
- 04 AN EXTENSIVE SIZING RANGE FROM STIHL**
Clothing is also available in half sizes and made to measure. There are comfortable and form-fitting cuts available to choose from. Our premium outfits are also perfect for women.

WORK CLOTHING FOR WEARING WHEN USING A CHAINSAW

CUT PROTECTION CLASSES ACCORDING TO EN 381

CUT PROTECTION CLASS/CLASS O (≈ 16 M/S ^①)	Cut Protection Trousers and Chaps (depending on model)	Cut Protection Gloves (depending on model)
CUT PROTECTION CLASS/CLASS 1 (≈ 20 M/S ^①)	•	•
CUT PROTECTION CLASS/CLASS 2 (≈ 24 M/S ^①)	•	-
CUT PROTECTION CLASS/CLASS 3 (≈ 28 M/S ^①)	-	-

Approval and tests:
the KWF recommends cut protection class 1.
Cut protection clothing fulfils the (EU) Regulation 2016/425 and corresponds to CE category 3. ②



NOTE

No personal protective equipment can provide absolute protection from injury. Nor is it a substitute for safe working practices. It is therefore essential to follow the safety instructions in the user manuals for both personal protective equipment and power tools, as well as any applicable accident prevention guidelines.

SAFETY

05 CUT PROTECTION AND HIGH-VISIBILITY COLOURS

Exclusively developed cut protection inserts offer good protection, even in very lightweight clothing. Monitored by means of extensive internal specifications and regular testing by the most stringent European certifying institutions. In addition, we work closely with our long-standing European suppliers and regularly audit their performance. The use of large areas of fluorescent orange material and reflective elements ensure that you are always visible, even in poor lighting conditions. The outer fabrics provide a very high level of UV protection.

① CHAIN SPEEDS IN TEST CONDITIONS CANNOT BE APPLIED EXACTLY IN PRACTICE. (THE MAXIMUM CHAIN SPEED OF A CHAINSAW CANNOT BE USED AS A BASIS HERE.)

② ADDITIONAL EXPLANATIONS RELATING TO CUT PROTECTION AREAS FOR CUT PROTECTION CLOTHING ARE AVAILABLE FROM PAGE 340

- For professional forestry workers, arborists, land and forest owners, and those who cut their own firewood
- For optimal protection during forestry work
- Comfortable to wear thanks to innovative materials and meticulous workmanship



FUNCTION SERIES

The forestry protective clothing in the FUNCTION series has been specifically developed for entry-level and occasional users. It offers verified cut protection and various practical solutions such as various pockets and comfortable ventilation openings.



FUNCTION CHAPS



Ideal for occasional/domestic Chainsaw applications. Anthracite and high visibility orange with a denim look. 65% polyester, 35% cotton, elastic strap for enhanced comfort, light and breathable, reflective STIHL logo, extended cut protection area, EN 381, protection class 1 (= 20 m/s).

CHAPS, CUT PROTECTION CLASS 1 (EN 381)

SIZES	From 85cm length to 105cm length
ORDER NUMBER	0088 521 0201 - 85cm
	0088 521 0302 - 90cm
	0088 521 0303 - 95cm
	0088 521 0304 - 100cm
	0088 521 0305 - 105cm



FUNCTION UNIVERSAL TROUSERS



Breathable material that is very comfortable to wear, available in anthracite, black and high-visibility orange. Freedom of movement in the seat and crotch, kidney protection, thorn protection on both the front and rear part of the leg area. Ventilation material on the back of the thighs.

TROUSERS, CUT PROTECTION CLASS 1, DESIGN A (EN 381)

SIZES	XS - 3XL
ORDER NUMBER	0088 342 1502 - XS
	0088 342 1503 - S
	0088 342 1504 - M
	0088 342 1505 - L
	0088 342 1506 - XL
	0088 342 1507 - 2XL
	0088 342 1508 - 3XL

ADVANCE SERIES

Forestry protective clothing in the ADVANCE series with verified cut protection is made from particularly lightweight high-tech fibres, which ensure low weight, good breathability, and outstanding protection against wet and cold. Practical ventilation openings and clever pocket solutions offer additional comfort. Trousers and jackets in the ADVANCE series can be flexibly combined with one another.



ADVANCE X-LIGHT TROUSERS



Made from ultra-light, extremely breathable AVERTIC™ pro lite cut protection material, developed exclusively for STIHL. This six-layer material is approximately 20% lighter than the previous six-layer cut protection inserts. Black, specialised ventilation fabric on the back of the leg makes this clothing perfect for hot days, fully elasticated crotch with ProElast, closable pockets, long zip makes the overalls easy to put on and take off, reflective areas for better visibility.

TROUSERS, CUT PROTECTION CLASS 1, DESIGN A (EN 381)

- SIZES **S - 2XL**
 ORDER NUMBER **0088 342 1403 - S**
0088 342 1404 - M
0088 342 1405 - L
0088 342 1406 - XL
0088 342 1407 - 2XL
0088 342 1408 - 3XL



ADVANCE X-FLEX TROUSERS



Made from ultra-light, extremely breathable AVERTIC™ pro lite cut protection material, developed exclusively for STIHL. This six-layer material is approximately 20% lighter than the previous six-layer cut protection inserts. Black and high-visibility orange, special crotch construction for ease of movement, extraordinarily hard-wearing outer fabric, elastic and breathable, elasticated and waterproof knee protection, thorn and water protection in the lower leg area, dirt-resistant, long ventilation zips on the back of the legs.

TROUSERS, CUT PROTECTION CLASS 1, DESIGN A (EN 381)

- SIZES **XS - 2XL**
 ORDER NUMBER **0088 342 1202 - XS**
0088 342 1203 - S
0088 342 1204 - M
0088 342 1205 - L
0088 342 1206 - XL
0088 342 1207 - 2XL

Order Number	Size	Waist (cm)	Cut Protection Layers	Outer Material	Lower Leg Fastening	Utility clip	Wedge Pocket	Certified to AS/NZ 4453.3:1997	Resistance Class	Occasional Use	Everyday Use	
PROFESSIONAL PROTECTIVE CHAPS												
CLIP ONLY												
	7012 100 0165 7012 100 0166 7012 100 0167	Small Medium Large	A	6 layers of Dyneema®	Lightweight Woven Polyester	Adjustable quick release leg-clips	•	•	•	20 m/s	•	•
CLIP / FLAP												
	7012 100 0168 7012 100 0169 7012 100 0170	Small Medium Large	A	6 layers of Dyneema®	Lightweight Woven Polyester	Adjustable quick release leg-clips with snag-resistant calf covers	•	•	•	20 m/s	•	•



WORK CLOTHING FOR WEARING WHEN USING POWER TOOLS

- For optimum protection when maintaining green areas
- Great user comfort
- High-quality design packed with extra features



PROTECT FS CLEARING SAW PROTECTIVE TROUSERS

With breathable impact protection. Green, outer fabric: 65% polyester, 35% cotton, lining: 100% polyester, long ventilation openings at the rear, loops for FS braces, many practical pockets. Also available in high-visibility orange.

SIZES	XS - XL
ORDER NUMBER	0088 458 0002 - XS
	0088 458 0003 - S
	0088 458 0004 - M
	0088 458 0005 - L
	0088 458 0006 - XL

COMPATIBLE ACCESSORIES:

FS BRACES



FS LEG PROTECTION



CAN BE FOUND **ON PAGE 316**



WHILE STOCKS LAST PROTECT FS CLEARING SAW HIGH-VISIBILITY TROUSERS

For working on train tracks and streets. Available in high-visibility orange, outer fabric: 70 % polyester, 30 % cotton, lining: 100 % polyester, hard-wearing outer fabric, breathable impact protection, reflective strips and long ventilation openings at the rear, loops for FS braces. The patented FS additional leg protection for extreme work conditions can be inserted inside the leg pockets. Optional extras: FS braces and FS leg protection.

WARNING PROTECTION CLASS 2 (EN ISO 20471)

SIZES **S - 2XL**
 ORDER NUMBER **0000 888 6148 - S**
0000 888 6152 - M
0000 888 6156 - L
0000 888 6160 - XL

COMPATIBLE ACCESSORIES:

FS BRACES



FS LEG PROTECTION



CAN BE FOUND **ON PAGE 316**



OIL SKIN GAITERS

Heavy duty, high quality oil skin Gaiters to provide protection from branches and thorns and to prevent mud, snow, sawdust, grass clippings and other debris from entering the top of your shoes or boots. The STIHL Gaiters have an elastic top that tightens around your leg and both Velcro and dome side closures. They come in two sizes; short (20cm) and long (30cm).

ORDER NUMBER **7012 100 0225 - Short (20cm)**
7012 100 0227 - Long (30cm)



MATCHING ACCESSORIES

FS BRACES

Orange, 82% polyester, 18% elastodiene (natural rubber), loops and back section: leather, elasticated braces with elasticated velcro, prevents chafing from the harness, suitable for all sizes.



LENGTH 110 cm, WIDTH 5 cm

ORDER NUMBER **0000 884 1593**

BRACES

Orange and black, 82% polyester, 18% elastodiene (natural rubber), loops: leather. With buttons.



LENGTH 110 cm, WIDTH 5 cm

ORDER NUMBER **0000 884 1579**

FS LEG PROTECTION

Black, 65% polyester, 35% cotton, 50 cm long, patented and breathable additional impact protection for insertion in the inside leg pockets when tackling extreme jobs.



PATENT EP 2465369 B1 ©

ORDER NUMBER **0000 884 1594**

MS ARM PROTECTION

Chainsaw cut protection for the forearm.



ORDER NUMBER **0088 544 0010**



WEATHERPROOF AND FUNCTIONAL CLOTHING

- Breathable, functional clothing, ideal for physically demanding work
- Protection against rain, wind and snow
- Wicks moisture from the inside to the outside



DUROFLEX WEATHER PROTECTION JACKET



Made from waterproof, elastic and durable material. Available in high-visibility orange, outer fabric: 100% polyester, coating: 100% polyurethane. Predominantly in high-visibility orange. Water column: $\geq 5,000$ mm. Breathable due to ventilation openings on the sleeve, as well as on the front and rear sections. Hood that can be stored in the collar.

SIZES	S - XXL
ORDER NUMBER	0088 554 0203 - S 0088 554 0204 - M 0088 554 0205 - L 0088 554 0206 - XL 0088 554 0207 - XXL



DYNAMIC FLEECE JACKET



Soft, high-stretch microfleece jacket. High-visibility orange with black, outer fabric: 97% polyester, 3% polyamide, breathable and quick-drying, perfect as an intermediate layer, light thorn and abrasion protection, breast pocket with zip, thumb loops, reflective chainsaw motif.

SIZES	S - XXL
ORDER NUMBER	0088 353 0003 - S 0088 353 0004 - M 0088 353 0005 - L 0088 353 0006 - XL 0088 353 0007 - XXL



DYNAMIC FUNCTIONAL T-SHIRT MAG COOL



With MS 661 C-M graphic. Outer fabric: 100% polyester, extremely functional, wicks moisture away from the body, breathable, quick-drying, odour-neutral.

BLACK, GRAPHIC IN SILVER

SIZES	S - XXL
ORDER NUMBER	0088 302 0048 - S 0088 302 0052 - M 0088 302 0056 - L 0088 302 0060 - XL 0088 302 0064 - 2XL



SHORT SLEEVE FORESTRY VEST

Very tight and functional. Made of a breathable waterproof fabric. Extra tail length to protect from water run-off. AS/NZS 4602.1 - 2011. Class Day, FID.

SIZES	S - 5XL
ORDER NUMBER	7012 100 0236 - S 7012 100 0235 - M 7012 100 0362 - L 7012 100 0363 - XL 7012 100 0364 - 2XL 7012 100 0237 - 3XL 7012 100 0238 - 4XL 7012 100 0239 - 5XL



SHORT SLEEVE THERMAL VEST

This Hi Vis vest offers core warmth. A breathable outer fabric for ultimate comfort and proven design features for extra protection from the elements like the high collar, peaked shoulders and extra tail length. TTMS, AS/NZS 4602.1 - 2011. Class Day/Night, FID.

SIZES	S - 5XL
ORDER NUMBER	7012 883 2600 - S 7012 883 2601 - M 7012 883 2602 - L 7012 883 2603 - XL 7012 883 2604 - 2XL 7012 883 2605 - 3XL 7012 883 2606 - 4XL 7012 883 2607 - 5XL





HOW TO PLACE AN ORDER

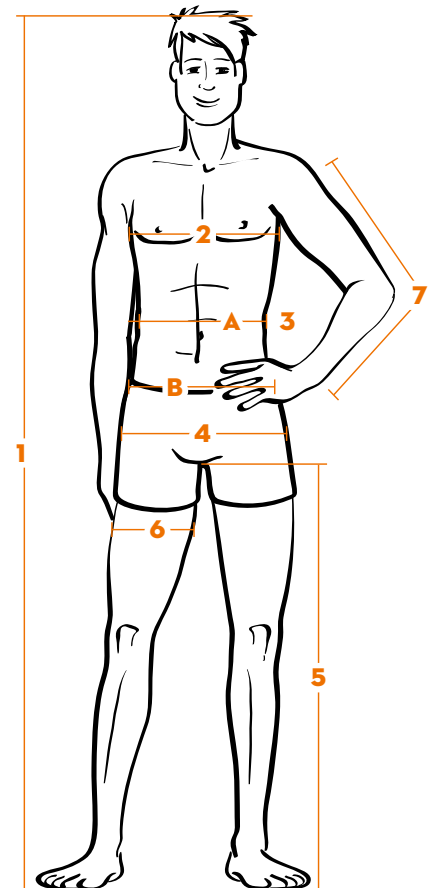
1. Choose your preferred item of forestry protective clothing.
2. Find the appropriate size using the tables. For jackets: Selection based on chest circumference or international size
For trousers: Selection based on jeans size or international size
3. Complete the order number (..) by adding the number that corresponds to your international size:
Normal sizes
XS=.02, S=.03, M=.04, L=.05, XL=.06, XXL=.07, 3XL=.08
Short sizes
S-6=.13, S-6=.13, M-6=.14, L-6=.15, XL-6=.1, **XXL-6=.17**
Long sizes
S+6=.23, M+6=.24, L+6=.25, XL+6=.26
4. Note: The stated measurements are body dimensions.
Body dimensions differ from clothing measurements.
Cut protection clothing fulfils the (EU) Regulation 2016 / 425 and corresponds to CE category 3.®

MEASUREMENTS

Stand upright, with a relaxed posture. Ask a second person to measure you. For **standard clothing** the chest circumference, waist circumference, seat circumference and inseam are needed.

Your jeans size – **waist** and **length** – is also a good way to estimate your correct size.

- 1 **Height**
from top of head to sole of foot
- 2 **Chest circumference**
measured horizontally around the body at the widest point of the chest
- 3 **Waist circumference**
measured without pulling the tape tight
A For overalls and jackets: stomach circumference (at navel)
B For trousers: waistband circumference (at trouser waist)
- 4 **Seat circumference**
at the widest point of the seat
- 5 **Inseam**
measured from the crotch to the ground
- 6 **Thigh circumference**
at the widest point of the thigh
- 7 **Arm length**
from the shoulder edge to the knuckle via the elbow, measured with the arm bent
Jacket length
from the collar seam to the hem (measured from a well-fitting jacket)



BODY MEASUREMENTS

INTERNATIONAL NORMAL SIZES

Size (Order Number)	XS	S	M	L	XL	XXL	3XL
Body height in cm 1	170 - 176	172 - 178	174 - 180	176 - 182	178 - 184	180 - 186	182 - 188
Chest circumference in cm 2	76 - 84	84 - 92	92 - 100	100 - 108	108 - 116	116 - 124	124 - 132
Waist circumference in cm 3	62 - 70	70 - 78	78 - 86	86 - 96	96 - 106	106 - 116	116 - 126
Jeans size in inch Waist / length	25 - 28 / 31	28 - 31 / 31.5	31 - 34 / 32	34 - 38 / 32.5	38 - 42 / 33	42 - 46 / 33.5	46 - 50 / 34

INTERNATIONAL SHORT SIZES

Size (Order Number)		S	M	L	XL		
Body height in cm 1		166 - 170	168 - 174	170 - 176	172 - 178		
Chest circumference in cm 2		84 - 92	92 - 100	100 - 108	108 - 116		
Waist circumference in cm 3		74 - 82	82 - 90	90 - 100	100 - 110		
Jeans size in inch Waist / length		29 - 32 / 29	32 - 35 / 29.5	35 - 39 / 30	39 - 43 / 30.5		

INTERNATIONAL LONG SIZES

Size (Order Number)		S	M	L	XL		
Body height in cm 1		178 - 184	180 - 186	182 - 188	184 - 190		
Chest circumference in cm 2		84 - 92	92 - 100	100 - 108	108 - 116		
Waist circumference in cm 3		68 - 76	76 - 84	84 - 94	94 - 104		
Jeans size in inch Waist / length		27 - 30 / 34	30 - 33 / 34.5	33 - 37 / 35	37 - 41 / 35.5		



CHAINSAW BOOTS WITH CUT PROTECTION

- For the right protection when using a chainsaw
- With a steel toe cap and cut protection padding
- So you get a good grip on the floor and are firm on your feet



FUNCTION RUBBER CHAINSAW BOOTS



Self-cleaning, non-slip rubber lug soles. Adjustable textile shaft collar with drawstring, also suitable for larger calves, lightweight due to low leg height, treaded mid-sole, excellent grip thanks to the non-slip tread design of the soles.

SIZES	39 - 47
ORDER NUMBER	0088 493 0139 - 39 0088 493 0140 - 40 0088 493 0141 - 41 0088 493 0142 - 42 0088 493 0143 - 43 0088 493 0144 - 44 0088 493 0145 - 45 0088 493 0146 - 46 0088 493 0147 - 47

Order number

Height in cm (approx.)

DIN EN ISO 20345/DIN EN ISO 17249

Weight (kg) in size 42 per pair (approx.)

Cut-protection class

High-quality full-grain leather

Waterproof

Deep tread, self-cleaning treaded soles

Orthopaedic insole

Steel toe cap

Steel midsole

High rolling comfort

Quality mark  **k2f**

Suitable for studs

Suitable for crampons

Ankle protection

CHAINSAW BOOTS WITH CUT PROTECTION

FUNCTION RUBBER BOOTS	0088 493 01..	32	●/●	2.9	1	-	●	●	-	●	-	●	-	●	-	-
------------------------------	----------------------	----	-----	-----	---	---	---	---	---	---	---	---	---	---	---	---



FACE, EAR AND HEAD PROTECTION, SAFETY GLASSES, AND WORK GLOVES

- Protects the head, ears and face from engine noise, wood chips and pebbles
- Adjustable combined face and ear protection
- The appropriate ear, eye and hand protection for your individual needs

ADVANCE PROCOM SMART, EFFICIENT, COMFORTABLE COMMUNICATION



ADVANCE ProCOM acts as both ear protection and an innovative communications solution, specifically tailored to needs in forestry and tree maintenance. Its technology allows up to 16 people to be connected within a network, so users can stay in direct contact across distances of up to 600 m. Each headset also acts as a signal repeater, meaning that wider areas can be covered by larger teams. Efficient sound insulation in which machine sounds are actively dampened by filtering, as well as very good voice quality enable concentrated work as well as clear, comfortable communication even in loud environments. Smartphone functions can be used via Bluetooth® connection, as well as the integration of classic radio devices into communication using the ADVANCE ProCOM. SNR 32 (H: 35; M: 29; L: 23)Ⓢ

ADVANCE PROCOM EAR DEFENDERS

Retrofit solution. Approved for use with Advanced X-Climb and Function Universal



ORDER NUMBER 0000 889 8011

ADVANCE PROCOM EARMUFFS

For use without helmet



ORDER NUMBER 0000 884 0544

NEW ADVANCE X-VENT HELMET WITH PROCOM

All the great features of STIHL ProCOM integrated into the ADVANCE X-Vent Helmet Set.



ORDER NUMBER 0000 888 0813



Ⓢ WHEN USING ADVANCE PROCOM EAR PROTECTORS

EAR PLUGS

Made from cone-shaped polyurethane foam with very good insulation properties. Soft material, gently fits into the ear canal, two pairs in a multibox, EN 352, SNR 33 (H: 32; M: 29; L: 29).



ORDER NUMBER 0000 886 0411

CONCEPT 24 EAR PROTECTORS

Stable, breathable metal headband. Soft pads for comfortable wear, EN 352, SNR 24 (H: 28; M: 22; L: 14).



ORDER NUMBER 0000 884 0541

CONCEPT 24 F EAR PROTECTORS

Padded head strap, soft pads for comfortable wear, foldable, EN 352, SNR 24 (H: 28; M: 21; L: 13).



ORDER NUMBER 0000 884 0542

CONCEPT 28 EAR PROTECTORS

Stable, breathable metal headband. Soft pads for comfortable wear, EN 352, SNR 28 (H: 31; M: 26; L: 19).



ORDER NUMBER 0000 884 0543

EAR PROTECTORS WITH BLUETOOTH® (BT) - DYNAMIC BT

Suitable for a wide variety of uses, such as with a smartphone, Bluetooth® 4.0, separate AUX input, battery runtime up to 38 hours, EN 352, SNR 29 (H: 33; M: 26; L: 18).



ORDER NUMBER 0000 884 0519

NYLON MESH FACE VISOR

Ideal for low noise Battery products.



ORDER NUMBER 0000 884 0252

FUNCTION GPA 24 EAR/FACE PROTECTION NYLON MESH VISOR

With all the protection of ADVANCE and DYNAMIC range but at an affordable price everyone can afford.



ORDER NUMBER 0000 884 0251

DYNAMIC GPA 30 EAR/FACE PROTECTION NYLON MESH VISOR

With soft padded head strap and ear defenders. Enlarged visor, additional forehead protection EN 352, EN 1731, SNR 30 (H: 34; M: 27; L: 18).



ORDER NUMBER 0000 884 0254

DYNAMIC GPA 30 EAR/FACE PROTECTION POLYCARBONATE VISOR

With soft padded head strap and ear defenders. Enlarged visor, inner visor with anti-fog coating, additional forehead protection, EN 166, EN 352, SNR 30 (H: 34; M: 27; L: 18).



ORDER NUMBER 0000 884 0253

ADVANCE GP 28 EAR/FACE PROTECTION NYLON MESH VISOR



Professional combination, perfect balance, adjustable straps with adjustable ratchet, can be worn with or without ear defenders depending on the job, forehead protection with ventilation slots, with nylon mesh. EN 352, EN 1731, SNR 28 (H: 35; M: 26; L: 16).



ORDER NUMBER 0000 884 0231



HELMET SETS



FUNCTION BASIC



DYNAMIC ERGO



ADVANCE X-CLIMB



ADVANCE X-VENT



NEW
ADVANCE X-VENT PROCOM



STIHL ADVANCE X-CLIMB - FOR UNIVERSAL APPLICATIONS

The new STIHL ADVANCE X-Climb helmet is ideal both for maintenance up in trees and harvesting wood at ground level. It is very comfortable to wear, and features large ventilation openings and excellent balance. Reflective stickers attached around the outside of the helmet ensure high visibility and as such a high level of safety.





Order number

Colour

Ear protection

EN number

Face protection

Helmet shell


Inner fittings

Adjustable ratchet

Ventilation

Balance

Sweatband

Quality mark 

Light penetration

Rain gutter

Functionality


Internal rain protection attachment

External rain protection attachment

Integrated safety glasses

Visor extension

Chin strap

BT ear defenders set 

FUNCTION SERIES

FUNCTION BASIC

7004 888 0800

SNR 24
(H:27; M:22; L:15)352,
397,
17/31

Nylon mesh

HDPE

6-point

-

Slits

+

Functional
textile

-

61%

●

+

○

-

-

-

-

-

ACCESSORIES 1

DYNAMIC SERIES

DYNAMIC ERGO

0000 888 0808

SNR 28
(H:34; M:25; L:18)352,
397,
17/31

Nylon mesh

ABS

6-point

●

Slits,
adjustable

++

Functional
material

-

41%

-

++

○

-

-

-

-

-

ACCESSORIES 1

ADVANCE SERIES

ADVANCE X-VENT

7004 884 0109

SNR 29
(H:34; M:27; L:19)352,
397,
17/31Spring steel mesh, very
high light penetration

ABS

6-point

●

Slits

+++

Functional
material

-

75-80%

●

+++

○

-

○

○

○

-

ADVANCE X-VENT
PROCOM NEW

0000 888 0813

SNR 31
(H:36; M:29; L:21)352,
397,
17/31

Spring steel mesh

ABS

6-point

●

Slits

+++

Functional
material

-

85%

●

+++

○

-

○

○

○

●

ADVANCE X-CLIMB

0000 888 0812

SNR 28
(H:35; M:26; L:16)12492,
397Nylon mesh,
long service life

ABS

6-point

●

Slits

+++

Synthetic
leather

●

55%

-

+++

○

-

○

-

○

-

ADVANCE X-CLIMB ME
WHILE STOCKS LAST

0000 888 0814

SNR 28
(H:35; M:26; L:16)12492,
397Spring steel mesh,
65-70%

ABS

6-point

●

Slits

+++

Synthetic
leather

●

65-70%

-

+++

○

-

○

-

○

-

RECOMMENDED RETAIL PRICE IN NZD

● AS STANDARD
○ OPTIONAL
- NOT AVAILABLE+ GOOD
++ VERY GOOD

HELMET SETS AND ACCESSORIES



MULTI FIT HELMET

Highly visible vented helmet with terry towelling headband. Compatible with all ComfortMAX earmuffs. Suits FUNCTION Basic Helmet Set.



ORANGE

ORDER NUMBER 0000 889 9023

INTERNAL RAIN PROTECTION ATTACHMENT

Suitable for the FUNCTION Basic Helmet Set. Compatible with ADVANCE Helmet Sets.



FUNCTION BASIC

ORDER NUMBER 0000 889 8004

DYNAMIC ERGO

ORDER NUMBER 0000 889 8009

ADVANCE X-VENT

ORDER NUMBER 0000 889 8006

CHIN STRAP

Suitable for the ADVANCE series helmet sets.



FUNCTION BASIC

ORDER NUMBER 0000 889 8003

DYNAMIC ERGO

ORDER NUMBER 0000 889 8010

ADVANCE X-VENT

ORDER NUMBER 0000 889 8007

VISOR EXTENSION

Suitable for the ADVANCE series helmet sets.








ORDER NUMBER 0000 889 8008



DYNAMIC SENSOLIGHT GLOVES

Excellent grip for use with chainsaws and other outdoor power tools. Goatskin leather palms mean a firm grip whilst providing sensitivity and a good fit. Breathable knitted fabric on the upper side of hand and fingers give great flexibility. Flexible wrist band protects against dirt.

	Sizes	Order number	Material	Standard	Fit/cut	Sensitivity	Durability	Low temperature protection	Cuff	Special features
FUNCTION SERIES										
PROTECTIVE GLOVES										
FUNCTION SENSOTOUCH 	M	0088 611 1509	Knitted with nitrile dipping	EN 388	+++	+++	+	-	Elastic	Suitable for operating smartphones or tablets
	L	0088 611 1510		EN 420						
	XL	0088 611 1511								
DURABLE WORK GLOVES										
DYNAMIC DURO 	S	0088 611 1308	Cowskin leather	EN 388	++	+	+++	-	Open cuff	All-round leather
	M	0088 611 1309		EN 420						
	L	0088 611 1310								
	XL	0088 611 1311								
COLD-PROTECTION GLOVES										
FUNCTION THERMOGRIP WINTER MECHANIC 	S	0088 611 1208	Knit with latex dipping	EN 388	++	+	++	+++	Elastic	Good (wet) grip, good water protection
	M	0088 611 1209		EN 420						
	L	0088 611 1210								
	XL	0088 611 1211								
DYNAMIC SERIES										
CUT PROTECTION GLOVES										
DYNAMIC PROTECT MS 	M	0088 610 0309	Cowskin leather/textile back	EN 388	++	++	++	++	Elastic	Cut protection class 1
	L	0088 610 0310		EN 420						
	XL	0088 610 0311		EN ISO 11393 (381)						
PROTECTIVE GLOVES										
DYNAMIC SENSOLIGHT 	S	0088 611 0808	Sheepskin leather/textile back	EN 388	++	+++	++	+	Elasticated, velcro	Lightweight, reflective strips
	M	0088 611 0809		EN 420						
	L	0088 611 0810								
	XL	0088 611 0811								



SAFETY GLASSES RANGE

VERSATILE SAFETY GLASSES FOR A WIDE RANGE OF APPLICATIONS

Introducing the new range of STIHL Safety Glasses. These high quality glasses and goggles will meet the needs or budget of every STIHL power tool user. Constructed from quality and durable materials, these Safety Glasses offer high comfort without compromise. They meet all the required safety standards for the New Zealand market and are exclusive to STIHL.



FUNCTION LIGHT

Clear or Tinted safety glasses in a fashionable design. Normal size. Without coating. Complies with AS/NZS standards.



ADVANCE SUPER FIT

Professional Safety Glasses. Very light, sporty fit with silicone padding for high user comfort. Wide range of protection. 100% UV protection. Scratch-resistant on the outside and on the inside and permanently fog-free. Complies with AS/NZS standards



DYNAMIC LIGHT PLUS

Clear or Tinted safety glasses in a fashionable design. Normal size. Fog-free, scratch-resistant. Silicone rubber nose and ear pads for extra comfort. Complies with AS/NZS standards.



ULTRASONIC

Full vision glasses with clear lenses. For all work especially with rescue saws and cut-off grinders. Also suitable for spectacle wearers, 100% UV protection and side protection with ventilation. Complies with AS/NZS standards. Weight 81 grams.

Order number

Glass colour

Application

Safety requirements

Ballistic protection class

Adjustable frame/arms

Side protection

Scratch-resistant

Non-fogging

Rotatable glass

100% UV protection

FUNCTION SERIES

FUNCTION LIGHT



0000 884 0362

● Ideal in bright sunlight



0000 884 0361

○ Ideal in low-light situations

EN 166 F (45 m/s) - ● ● - - ●

DYNAMIC SERIES

DYNAMIC LIGHT PLUS



0000 884 0371

● Ideal in bright sunlight



0000 884 0370

○ Ideal in low-light situations

EN 166 F (45 m/s) - ● ● ● - ●

ADVANCE SERIES

ADVANCE SUPER FIT



0000 884 0374

● Ideal in bright sunlight



0000 884 0375

○ Ideal in low-light situations

EN 166 F (45 m/s) - - ● ● - ●

SAFETY GLASSES FOR GLASSES WEARERS

ULTRASONIC



0000 884 0359

○ Emergency services saw, cut-off machine, ideal in low-light or dusty situations

EN 166 B (120 m/s) ● ● ● ● - ●





TECHNICAL.

SERVICE KITS

➔ FROM PAGE 334



SERVICE KITS

Maintenance and service is fundamental in regards to getting the most out of your STIHL Powertools. The STIHL Service Kits make this easy with one handy package, they contain the three key components that should be replaced when performing your routine maintenance; an air filter, spark plug and fuel filter. With the correct maintenance of the cutting attachment, the use of the correct fuels and oils and the periodic installation of a genuine STIHL Service Kit, you can expect to see years of high performance from your STIHL Powertool.



CHAINSAWS

Kit Number

Order Number

FITS MODELS		
MS 381, MS 382	1	1119 007 4100
MS 210, MS 230, MS 250	2	1123 007 4100
MS 440, MS 460, MS 640, MS 650, MS 660, MS 880	3	1124 007 4101
MS 441, MS 461, MS 881	4	1124 007 4102
MS 290, MS 310, MS 390	5	1127 007 4100
MS 170 (UNTIL 2014), MS 180 (UNTIL 2015)	6	1130 007 4100
MS 170 (SINCE 2015), MS 180 (SINCE 2016)	7	1130 007 4101
MS 171, MS 181, MS 211	9	1139 007 4100
MS 311 (UNTIL 2013), MS 362 (UNTIL 2013), MS 391 (UNTIL 2013)	10	1140 007 4100
MS 261, MS 362 (BETWEEN 2014 AND 2017)	11	1140 007 4101
MS 362 (SINCE 2018), MS 400	12	1140 007 4102
MS 271, MS 291, MS 311 (SINCE 2014), MS 391 (UNTIL 2013)	13	1140 007 4103
MS 462	14	1142 007 4101
MS 231, MS 251	15	1143 007 4100
MS 661	16	1144 007 4101
MS 500i	17	1147 007 4101
MS 162, MS 172 NEW	18	1148 007 4100
MS 182, MS 212 NEW	19	1148 007 4101

CUT-OFF MACHINES

Kit Number

Order Number

FITS MODELS		
TS 700, TS 800	32	4224 007 4100
TS 410, TS 420, TS 440	35	4238 007 4102



LINETRIMMERS,
BRUSHCUTTERS,
POLE PRUNERS
& SPECIAL-PURPOSE
UNITS

Kit Number

Order Number

FITS MODELS		
SP 481	21	4134 007 4101
BG 75, FR 85, FS 75, FS 80, FS 85, HT 75, KM 85 (ALL UNTIL 2013)	22	4137 007 4100
FS 80, FS 85, HT 75, KM 85 (ALL SINCE 2014)	23	4137 007 4101
FS 38, FS 45, FS 46, FS 55, HL 45, KM 55	24	4140 007 4100
FS 50, FS 56, KM 56	26	4144 007 4100
KM 94	28	4149 007 4101
FS 90, FS 110, KM 90, KM 110	29	4180 007 4101
FS 111, KM 111	30	4180 007 4102
BT 131, FR 131, FS 131, HT 133, KM 131	31	4180 007 4103
FS 360, FS 460, FR 460	41	4147 007 4102
FS 560, FS 561	44	4148 007 4100

BLOWERS
AND VACUUM
SHREDDERS

Kit Number

Order Number

FITS MODELS		
BG 50, BG 55, BG 85, SH 55, SH 85	33	4229 007 4100
BG 56, BG 66, BG 86 (UNTIL 2012), SH 56, SH 86 (UNTIL 2012)	36	4241 007 4100
BG 86 (SINCE 2013), SH 86 (SINCE 2013)	37	4241 007 4101
BR 450, SR 450	38	4244 007 4100
BR 500, BR 600, BR 700	39	4282 007 4100
BR 800	40	4283 007 4101

HEDGETRIMMERS

Kit Number

Order Number

FITS MODELS		
HS 45	25	4140 007 4101
HS 82	34	4237 007 4100

NEW
SPARK PLUGS

High quality, exact to
STIHL specifications.



PACKS OF 10

SPARK PLUG ZK C 10 PACK OF 10
ORDER NUMBER 000 400 7025

SPARK PLUG ZK H 10 PACK OF 10
ORDER NUMBER 000 400 7027

SPARK PLUG ZK C 14 PACK OF 10
ORDER NUMBER 000 400 7029

PACKS OF 40

SPARK PLUG ZK C 10 PACK OF 40
ORDER NUMBER 000 400 7026

SPARK PLUG ZK H 10 PACK OF 40
ORDER NUMBER 000 400 7030

SPARK PLUG ZK C 14 PACK OF 40
ORDER NUMBER 000 400 7028

SERIES	ZK C 10	ZK H 10	ZK C 14
THREAD SIZES (MM)	10	10	14
TEMP. RATING	Cold	Warm	Cold
ELECTRODE GAP (MM)	0.5	0.5	0.5
ALTERNATIVE TO	NGK CMR6H Bosch USR4AC	Bosch USR7AC	NGK BPMR7A Bosch WSR6F





STYISH

TRUE STIHL, RIGHT ON TREND.

STIHL BRANDSHOP

➔ FROM PAGE 338



BRANDSHOP



TOYS

MAN WITH CHAINSAW KEYCHAIN

ORDER NUMBER 0420 960 0002



TOY HELMET

Accurate replica of the STIHL professional helmet, ABS plastic, folding visor, adjustable size, attachable ear protection; no protective function, suitable for children aged three and up.

ORDER NUMBER 0420 460 0001



STIHL BATTERY POWERED TOY SAW

Now the kids can help out around the garden with this STIHL toy Chainsaw. Suitable for children 3 years and over, this battery-operated toy makes Chainsaw noises, has adjustable volume and a revolving rubber chain. Total length 40 cm.

ORDER NUMBER 0421 600 0053

STIHL BATTERY POWERED TOY TRIMMER

This plastic toy trimmer is perfect for all kids who love being in the great outdoors. It is height-adjustable and the handle is also adjustable. The toy blade lights up and spins when in use. Sure to give your child many years of enjoyment. With charging cable.

ORDER NUMBER 0420 460 0015



STIHL BATTERY POWERED TOY BLOWER

With this plastic toy blower, even the smallest members of the household will be able to help tidy up the leaves. The blower tube on this battery-powered toy has three length settings and can be entirely removed as well. The on/off switch and the safety switch and bar help children to imitate operating a professional power tool as they play. With charging cable.

ORDER NUMBER 0420 460 0016



STIHL BATTERY POWERED TOY WATERBLASTER

Now little ones can join in with outdoor cleaning, thanks to this STIHL toy waterblaster! The spray function is sure to give them hours of fun. When fully charged, the supplied battery can run for up to one hour, while the water tank holds enough water for four to five minutes of spraying.

ORDER NUMBER 0421 600 0145



COMING SOON REPLACEMENT BATTERY FOR TOYS

ORDER NUMBER 0421 600 0195



TECHNOLOGY HIGHLIGHTS IN DETAIL

BATTERY POWER TOOLS

Battery models

STIHL power tools that feature innovative cordless technology are indicated by a battery symbol. By means of the added battery-type designation, this symbol illustrates which of the various STIHL cordless power systems each product belongs to. All batteries contain only selected lithium cells. The batteries can be fully recharged up to 2,500 times (with AP 500 S) with only a slight loss of capacity. The precise designation is based on the battery type and area of application as well as the type of battery build and performance.

AI III Power tools in the AI-Line feature a built-in lithium-ion battery and are charged using mains voltage. For added convenience, the charge status can be displayed by means of several LEDs.

AS III SYSTEM For models in the AS-System, a type AS lithium-ion battery is used across all power tools. For added convenience, at the push of a button the charge status can be displayed by means of several LEDs on the power tool (except on the HSA 25).

AK III SYSTEM For devices in the AK-System, a replaceable AK lithium-ion battery can be interchangeably used in all power tools across the range. For added convenience, the charge status can be displayed by means of multiple LEDs.

AP III SYSTEM The AP-System covers very high-performance cordless power tools for daily professional use, such as those used in landscaping, garden maintenance, and tree maintenance. AP and AR L batteries, which are compatible with AP-System power tools, deliver additional power and long battery life.

Battery quick-charge system

The charging process used in our quick chargers shortens the total charging time needed by up to 30% compared with a standard charger using the same charging current. The process also guarantees gentle charging without overloading the battery.

Activation key



It is only possible to commission devices that have an integrated battery if you have an activation key. Removing the key shuts off the power supply to the power tool. The power tools can be cleaned, stored and transported in this state.

STIHL EC technology



The brushless electric motor (EC) from STIHL is energy-efficient and almost wear-free thanks to features including the upstream STIHL EC electronics. As an intelligent switching centre, it detects the battery plugged into the tool at any point in time, and supplies the EC engine with the right power output for the battery. This ensures that the tool always has the optimum power output available - and does so consistently throughout the battery draining process.

Use in the rain



All cordless power tools from the STIHL AP-System have been designed for professionals and daily use, including in adverse weather conditions. All products with this symbol can therefore also be used in the rain. Splashproof qualities are verified in complex and demanding internal testing.

Keep the batteries out of salty environments and away from contaminated liquids. Dry the battery and tool after use. In general, chargers should only be used in dry areas.

Use without ear protection



Cordless technology makes these tools ideal for noise-sensitive areas such as hospital gardens, parks and residential areas. Please note the information in the user manual.

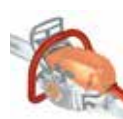
CHAINSAWS AND POLE PRUNERS

PETROL-DRIVEN CHAINSAWS

Master control lever

All functions, such as start, run and stop, can be operated with just one hand.

Electrically heated handles



Electrically heated handles keep your hands warm, which means better grip and greater ease of use in winter. No-maintenance, wear-free heating strips in the front and rear handle can be activated via a switch as required to keep the handles warm and dry.

Electric carburettor heating



The electrically heated carburettor with temperature-dependent on and off control prevents the carburettor from icing up in winter mode.

Ergonomic handle design

Allows easy handling of the saw in any working position.

Felling guide

Raised lines that act as a felling guide have been integrated into the chainsaw design for better directional control during felling.

HD2 filter



The HD2 filter is made from polyethylene filter material with up to 70% finer pores than fleece and polyamide filters. As a result, it even traps very fine dust. It is also oil- and water-repellent. The PET-covered round filter cartridge with quick-release lock enables the filter to be assembled and disassembled in next to no time, and without needing to use tools.

Rear hand guard

Protects the user's rear hand from branches or saw chain parts in the event of breakage.

Compensator

This keeps the fuel-air mix constant even when the air filter becomes increasingly dirty.

Long-life air filter system

A STIHL chainsaw with long-life air filter system features both routing and an HD2 air filter. This arrangement means a significantly longer filter service life than in traditional filter systems. A long-life air filter system ensures a long service life for the engine and prevents premature wear to the pistons and cylinder, as well as protecting against contamination of the combustion air drawn in.

Magnesium piston

In a world first, STIHL has built a magnesium piston into the MS 400 C-M. It weighs 20 g less than a comparable aluminium piston, corresponding to a weight reduction of 25% purely from this central component. The use of this lightweight material along with light construction throughout means the MS 400 C-M has a motor weight of just 5.8 kilograms, resulting in a remarkable power-to-weight ratio of less than 1.5 kilograms per kilowatt. At the same time, the new component also gives the machine an extraordinarily high maximum speed, helping you make quick progress in your work, particularly when delimiting.

Manual fuel pump



STIHL chainsaws and pole pruners with manual fuel pump feature an improved start-up sequence and require a reduced number of starting pulls.

Pressing the primer fills the carburettor control chamber with fuel. This ensures that there is sufficient fuel present to create an ignitable air-fuel mix on starting, requiring significantly fewer starting pulls.

Controlled-delivery oil pump

Different bar lengths, wood types and work techniques require different amounts of oil. The controlled-delivery oil pump allows adjustment of the amount of oil based on exactly what is needed.

Side-mounted chain tensioning



Side-mounted chain tensioning makes it easy to tension the chain.

Plunge guide



For better directional control during plunge cutting jobs, raised lines that act as plunge guides have been integrated into the start-up mechanism design.

STIHL 2-MIX engine



The STIHL 2-MIX engine is both powerful and economical. Separating the exhaust emissions from the unburnt gas minimises flushing losses, thereby

increasing power output while reducing consumption.

STIHL anti-vibration system



Precisely calculated buffer zones minimise the transfer of engine and saw chain vibrations to the front and rear handles. This causes the chainsaw to run

significantly more quietly and enables strength-conserving, less fatiguing work.

STIHL ElastoStart



Due to the compression pressure, jerky load peaks occur when starting combustion engines. The damping element in the STIHL ElastoStart special

shock absorber grip alternately absorbs and releases force according to the compression pattern. The result is a smoother start.

STIHL ErgoStart



A smooth pull on the starter cord tensions the spring against the compression pressure. Stresses caused by jerky movements are avoided. The spring delivers the

stored energy to the crankshaft once the maximum compression pressure has been exceeded and the piston moves downwards again. The engine starts first time, allowing the starter cord to be pulled around two-thirds slower.

STIHL Injection

Injection technology enables very easy operation. The combi-lever is no longer required - all the user needs to switch off the tool is a stop button. Fully electronic engine management with sensor-supported characteristic mapping guarantees outstanding engine performance and excellent acceleration in all usage conditions. The control unit uses real-time measurement to calculate the precise fuel quantity and ideal ignition timing. Fuel is injected directly into the crankcase by the injection valve. The unique combination of lightweight engineering and cutting-edge engine technology delivers the best power-to-weight ratio on the market, combined with a compact design.

STIHL quick chain tensioning



The saw chain can be tensioned quickly and easily simply by turning the adjusting wheel without the need for tools. Turn the adjusting wheel to the left to

loosen the saw chain, turn it to the right to tighten the saw chain. The guide bar is automatically secured in place when the sprocket cover is re-tightened.

STIHL M-Tronic



Fully electronic engine management regulates the ignition timing and fuel dosing in all operating states, taking into account external conditions such as temperature, altitude and fuel quality. It consistently ensures optimum engine performance, constant maximum engine speed and very good acceleration. No manual carburettor adjustment is necessary with M-Tronic. For a cold start STIHL M-Tronic only needs one start position on the combi-lever. After starting, you can immediately power up to full speed. The amount of fuel required is precisely calculated by the system and supplied as needed. Otherwise you start as usual in position I. M-Tronic also remembers the settings from the last time the tool was used. So when external conditions are the same, full engine performance is available immediately after you restart.

Stop button function



After the machine is turned off, the control lever immediately moves back into its operating position. This allows a warm machine to be started again immediately.

Transparent fuel tank

The transparent fuel tank enables you to check the fuel level quickly and easily without needing to open the tank lid to do so.

Routing



Routing in STIHL chainsaws serves to pre-clean the air, thereby taking a significant strain off downstream filter systems. The intake air is first set into rotation by the fan. The larger and heavier particles that have also been picked up are propelled outwards in this process. The pre-cleaned air is then conveyed behind the fan wheel via the routing channel to the air filter, i.e. the HD2 air filter in the chainsaw. The routing process is easy to maintain and user-friendly, with no special care required.

Tool-free fuel caps

Special caps allow you to open and close the tank caps quickly, easily and without tools.

ELECTRIC CHAINSAWS

Overload protection



In case of overload, the electric motor switches off automatically to protect against damage from overheating. On the MSE 141 to MSE 210 tools, an overload button is activated. If the knob is pressed after a short period of waiting, the machine can be restarted. The MSE 230 and MSE 250 have electronic monitoring for the engine temperature. If this temperature is too high, a red LED lights up, indicating the corresponding status. After approximately one minute, the engine has cooled again and the LED goes out. The chainsaw can be restarted.

CUTTING ATTACHMENTS

SAW CHAINS

Hardened rivets



Every rivet in a STIHL saw chain is induction-hardened, a process that alters the properties of the metal. The rivets therefore become harder and more resistant to wear.

Smooth joint borings

A special stamping technique is used to give STIHL link openings a mirror-smooth finish. This improves the running properties of the chain and increases service life.

Hard chrome coating



All STIHL chainsaw teeth are made of special steel. A chrome coating is galvanised onto the cutter top plates for high resistance against wear. This means the teeth stay sharp for longer.

Stretching



The final production step for every STIHL saw chain involves exposure to a high and constant tensile load. This "stretching" process reduces to a minimum any subsequent elongation of the chain during first use, as well as increasing its durability and minimising wear and tear.

STIHL Oilomatic lubrication system



Narrow oil channels in the saw chain links funnel chain lubricant directly into the wearing joints of the chain.

Recesses in which chain lubricant can collect are stamped into both ends of the drive links. This allows better distribution of the oil over the sliding surfaces of the guide bars and improves lubrication by 10% as compared to tools without recesses on both sides.

GUIDE BARS

Replaceable bar nose

Should the bar nose wear out, it can be easily replaced entirely including the roller bearings (on Rollomatic ES and Rollomatic ES Light guide bars).

Lightweight guide bars



The STIHL E Light and ES Light lightweight guide bars differ in their design. The E Light guide bars are made of electrically welded steel plates, extensively

hollowed out and filled with fibreglass-reinforced polyamide. This makes the bars particularly light. With ES Light bars, the spaces are cut out and then welded using a special laser process. This produces an extremely stable hollow body with a rigid outer structure and substructure. Both designs offer appreciable savings in weight and improved chainsaw balance. Your chainsaw's centre of gravity shifts towards your body, noticeably reducing the load on your spine.

Bar length

The actual cutting length is shorter than the specified bar length and varies depending on the chainsaw model.

STIHL Ematic System



Compared to conventional cutting attachments without Ematic, the STIHL Ematic system reduces the consumption of chain lubricant by up to 50%, depending on the type of wood and the cutting attachment used. The system comprises a STIHL Ematic or Ematic S guide bar, a STIHL Oilomatic saw chain and a variable-flow or reduced-flow oil pump in the chainsaw. It results in virtually every drop of chain lubricant being delivered to precisely where it's needed.

Sprocket nose with sealed roller bearings



The sealed bearings keep out dirt and grime. Less maintenance is required because the included lubrication lasts for the entire service life of the guide bar. This increases the service life of the bearings by up to 80% compared to open bearings with an oil hole. The sprocket nose is replaceable.



COMBISYSTEM AND MULTISYSTEM

Automatic decompression

The decompression system reduces the compression pressure and thereby also the effort required to pull the starter cord, so the engine can be started more easily.

Loop handle (R) with barrier bar



The barrier bar on the loop handle prevents feet and legs from coming too close to the moving blades or mowing heads.

Quick-release coupling with tommy screw



The innovative quick-release coupling feature enables all CombiEngines and CombiTools to be quickly separated and reassembled – no tools required.



ROBOTIC MOWERS AND BATTERY LAWNMOWERS

PUSH MOWERS

Blade-brake coupling

Blade-brake coupling is used in the top-of-the-range petrol-driven lawn mower models. It uncouples the blade from the engine in such a way that the lawn mower drive can be used without the blade operating. The grass catcher box can also be emptied without the engine needing to be restarted. In addition, blade-brake coupling guarantees effective crankshaft protection.

Comfort handlebar



Comfort handlebars can be adapted to different user heights with no need to use tools, enabling ergonomic working. The foldable stem of the handlebar means that lawn mowers with this feature can be transported more easily and take up less space for storage. This special design also makes it easy to remove the grass catcher box.

Multi-blade

The shape of the multi-blade enables cuttings to be simultaneously caught, ejected, or mulched – meaning it's no longer necessary to change the blade. The blade shreds the grass and passes it on in an air stream or – for mulching – distributes it evenly over the green area.

Fill-level display

The airflow generated by the blade raises the fill-level display. If the basket is full, the airflow stops. If there is too little airflow, the fill-level indicator returns to an idle state, indicating that the collection box needs to be emptied. The fill-level indicator will only work without restriction if there is optimum airflow. External influences such as wet, dense or tall grass, low cutting levels, dirt or similar may restrict the airflow and prevent the fill-level display from functioning properly.

Super-soft handle

With its pleasant feel, the ergonomic super-soft handle ensures a comfortable mowing experience, while also preventing signs of fatigue.

Vario wheel drive



The speed of the wheel drive can be adjusted regardless of the engine speed, meaning that the cutting and catching performance remain constant. The drive features infinitely variable adjustment, controlled via a lever on the bar or on the comfort handlebar.

BRUSHCUTTERS AND CLEARING SAWS

Automatic decompression

The decompression system reduces the compression pressure and thereby also the effort required to pull the starter cord, so the engine can be started more easily.

STIHL ECOSPEED

With the STIHL ECOSPEED function, you can use your clearing saw in a more economical operating mode. Simply turn the wheel to the minus position to reduce the maximum engine speed. This keeps your clearing saw running at part throttle; however, even from this limited setting you can shift to full capacity when necessary by pressing the throttle lever. Operating at part throttle reduces fuel/energy consumption and means you can work for much longer on one tank of fuel or a single battery charge. The centrifugal force is also noticeably lower when running at part throttle compared to full throttle, making the power tool easier to control.

Ergonomic bike handle



The bike handle enables a natural sweeping movement when mowing and is always the best choice for mowing larger areas. Combined with an ADVANCE

PLUS universal harness or ADVANCE PLUS forestry harness and the appropriate tool, mowing is even easier.

Mowing lines



Mowing lines are available in different shapes and strengths for different applications. Some of our mowing lines feature a spiral groove which makes them quieter than conventional round mowing lines.

The indentations in the surface of the line interrupt the otherwise uniform air stream. This generates turbulence, so the whistling effect is reduced and mowing becomes considerably quieter.

HEDGE TRIMMERS AND LONG-REACH HEDGE TRIMMERS

Screw-on tip protector



This T-shaped component made from sheet steel is attached to the end of the cutter bar with two screws. It protects the blade from contact with the ground or wall and can be replaced easily if it becomes worn.

Lightweight gear system

Magnesium is an important material in STIHL chainsaws. It is around a third lighter than aluminium and features high strength in relation to its weight. Compared to other metals, magnesium lends itself particularly well to highly precise die-casting, for use in engine casings, for example. This makes it just the right material from which to design and manufacture a lightweight yet robust transmission unit. It can also be recycled – worn-out parts can be melted down and reused with no loss of quality.

Manual fuel pump



STIHL petrol hedge trimmers and long-reach hedge trimmers with manual fuel pumps are easier to start, as they require fewer pulls on the starter cord.

Pressing the primer fills the carburettor control chamber with fuel. This ensures that there is sufficient fuel present to create an ignitable air-fuel mix on starting, requiring far fewer starting pulls.

STIHL ErgoStart



A smooth pull on the starter cord tensions the spring against the compression pressure. Stresses caused by jerky movements are avoided. The spring automatically

releases the stored energy to the crankshaft, starts it moving and ensures that the engine will start reliably. This allows the starter cord to be pulled two-thirds slower.

Tool-free fuel caps

Special caps allow you to open and close the tank caps quickly, easily and without tools.

HEDGETRIMMERS

Rotating multi-function handle



The rotating control handle allows an optimum grip position for every job – for simple and reliable operation.

Pruning version (R), HS 82 R and HSA 94 R



For extensive pruning or clearing of large, thick hedges:

- Wide tooth spacing
- Large teeth
- Gear ratio coordinated for high cutting power

LONG-REACH HEDGETRIMMERS

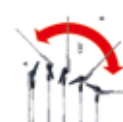
Shaft lengths as needed

Long-reach hedge trimmers with long shafts are primarily used for high and wide hedges. The shorter K versions with extended shaft handle are handy tools for working on hedges that are low to the ground.

STIHL ECOSPEED

With the STIHL ECOSPEED function, you can use your long-reach hedge trimmer in a more economical operating mode. Simply turn the wheel to the minus position to reduce the maximum engine speed. This keeps your long-reach hedge trimmer running at part throttle; however, despite this limited setting, you can shift to full throttle when necessary by pressing the throttle lever. Operating at part throttle reduces fuel/energy consumption and means you can work for much longer on one tank of fuel or a single battery charge.

Quick-release cutter bar adjustment system



The cutter bar can be adjusted in two directions by up to 130° (HL 91), up to 145° (HL 94, HLA 135), up to 115° (HLA 66, HLA 86), up to 135° (HLA 56), up to 125° (HLE 71), and can also be folded and locked parallel to the shaft for transport.

Loop handle

The compact loop handle is made from durable black plastic. The nearly 180° curve allows the handle to be adjusted to different positions, particularly when working in areas where space is limited.



POWER TILLERS

Anti-vibration system

The anti-vibration system is integrated into the bar fixing. It reduces vibrations on the bar, which also means that less effort is required when guiding the tool.

Shredder blades

The shredder blades have a specially developed shape and dig over the ground as efficiently as possible in an optimised engagement sequence.



WATER PUMPS

STIHL EHC engine

STIHL water pumps are equipped with powerful and reliable STIHL EHC 4-stroke petrol engines.

Low-oil protection sensor

As soon as the oil status falls below the level required for safe operation, the engine will automatically switch off.

Anti-vibration system

Vibration dampers attached in a straight line on the engine and on the flange of the pump housing reduce mechanical tension on the entire power tool and ensure smooth running characteristics, even at high engine speeds.



CLEANING SYSTEMS

BLOWERS

Gutter-cleaning set



At around 3 metres long, the practical gutter cleaning set for blowers and vacuum shredders allows you to clean gutters, even those that are hard to reach.

Catalytic converter

Significantly reduces the amount of pollutants in the exhaust emissions.

Manual fuel pump

STIHL blowers with manual fuel pumps allow improved starting with a reduced number of starting pulls. Pressing the primer fills the carburettor control chamber with fuel. This ensures that there is sufficient fuel present to create an ignitable air-fuel mix on starting, requiring far fewer starting pulls.

STIHL ElastoStart

Due to the compression pressure, jerky load peaks occur when starting combustion engines. The damping element in the STIHL ElastoStart special shock absorber grip alternately absorbs and releases force according to the compression pattern. The result is smooth, even starting.

STIHL ElectroStart

Enables users to restart the power tool quickly and easily at the push of a button, at temperatures above 0°C, without having to take it off their back first.

VACUUM SHREDDER

Star-shaped shredder



The star-shaped shredder made of high-quality steel ensures reliable shredding of cuttings in the SH 56 and SH 86.

SWEEPING MACHINES

The STIHL MultiClean represents a clever sweeping system.

The circular brushes brush up debris in front of the sweeping machine before it can get caught underneath.

HIGH-PRESSURE CLEANER

Aluminium telescopic handle



The aluminium telescopic handle can be retracted for easy transportation and to save storage space.

Anti-twist coupling

Prevents the high-pressure hose from twisting. This means its full length can always be used.

Double lance holder

For easy storage of both spray lances with fan jet nozzle and rotary nozzle on the tool.

Fold-out front cover



The integrated nozzle holders under the front cover provide a dirt-free storage place for rotary and fan jet nozzles. This also ensures quick access to both nozzles when needed.

Pressure gauge



With the pressure gauge, you can always see the current operating pressure.

PLUS models



Design variants with "PLUS" in the model name have an integrated hose reel for convenient and safe storage of the high-pressure hose. The crank handle can be folded in for transport and storage.

Detergent measuring system

The measuring system allows you to conveniently add the correct quantity of cleaning agent to the water. This is both eco-friendly and very economical. All models with a detergent tank can also be connected to external detergent tanks for the supply of detergent.

Safety shutdown

If a high-pressure cleaner is switched on but has not been used for 30 minutes, the safety shutdown feature automatically disconnects it from the power supply.

Flat textile hose with holder



Lighter and more flexible low-pressure hose for connecting the high-pressure cleaner to a tap. Using the holder supplied, the flat textile hose can be easily rolled and unrolled and compactly stored directly on the machine. This means the high-pressure cleaner is quickly ready for use.

WET AND DRY VACUUMS

Adapter for power tool use



This adapter allows the electric power tool to be directly connected to the vacuum hose. Dust and dirt is then vacuumed up immediately while sawing or grinding.

Stainless steel handle with quick-release coupling

The standard quick-release coupling makes it possible to quickly and easily attach the suction hose to the handle.

Multiple filter system

An even higher degree of filtration is achieved by combining the filter bag and filter element.

Delayed shutdown

If the vacuum is switched on via the automatic switch-on function, it will continue running for a brief period after the electric power tool has been turned off. This ensures that any remaining grit and shavings are removed from the hose.

Soft start-up

The soft start-up limits the initial current when the vacuum is switched on, which increases the engine's service life.

 **MISTBLOWERS AND SPRAYERS**

Fan jet nozzle



- For spraying large areas and rows
- Suitable for flowerbeds as well as fruit and vegetable growing in greenhouses and gardens

• Ideal for spraying large areas with insecticides, herbicides and fungicides

Hollow cone nozzle



- For spraying bushes, trees and individual plants
- Perfect for applying insecticides, herbicides and fungicides to individual garden plants

• The nozzle allows you to spray plants and leaves from above or below

Adjustable nozzle



- Can be adapted to changing conditions and different applications
- The spray angle can be variably adjusted for an optimum spraying pattern, from full jet (0°) to a hollow cone (90°)

Full cone nozzle



- For treating individual plants
- Ideal for fine dosing e.g. of wild animal bite deterrents on trees or herbicides

• Suitable for applying release agents in the construction industry

STIHL anti-vibration system

The STIHL anti-vibration system reduces the amount of engine vibrations transmitted to the harness. This reduces the strain on the user's back muscles.

 **CONCRETE CUTTERS AND CUT-OFF MACHINES**

STIHL 2-MIX engine



The STIHL 2-MIX engine is both powerful and economical. Separating the exhaust emissions from the unburnt gas minimises flushing losses, thereby

increasing power output while reducing consumption.

STIHL ElastoStart

Due to the compression pressure, jerky load peaks occur when starting combustion engines. The damping element in the ElastoStart special shock absorber grip alternately absorbs and releases force according to the compression pattern. The result is a smoother start.

CONCRETE CUTTERS

Rubber guard

When cutting walls, this large rubber guard protects the engine casing when the guide bar is fully submerged.

CUT-OFF MACHINES

Electronic water control



The user can activate the electronic water control system by pressing a button while the engine is running. The water switches itself on and off as you cut, on a speed-controlled basis. The water volume can be regulated by simply pressing the plus/minus buttons. The result: perfect dust suppression at the push of a button. The memory function ensures that after the engine is restarted, the same amount of water is automatically supplied as was set for your most recent application. Users can restart work immediately without having to apply any settings, even after long breaks.

Semi-automatic belt tensioning

Gentle, consistent re-tensioning increases the service life of the belts and bearings.

Long-life air filter system with cyclone air routing



The innovative cyclone routing system means no more daily filter cleaning and an extremely long filter service life. It ensures that, even during the first filtering stage, approximately 80% of dust particles in the air are removed. Unlike conventional systems, these particles do not collect in the foam filter, but are separated by the cyclone routing system and vented back into the outside air.

Quick-mounting system

This system allows for quick and easy mounting and dismantling of the cut-off machine on the STIHL cart. No tools are required.

Protection segments in abrasive cutting wheels

When cutting asphalt, the protection segment protects the other segments from excess wear affecting the laser weld that joins the segments to the steel blade. In addition, the protection segments prevent uneven wear to the left and right of the segments, meaning that the cutting wheel is prevented from jamming when cutting.

STIHL Injection

Injection technology enables very easy operation. The combi-lever is no longer required – all the user needs to switch off the tool is a stop button. Fully electronic engine management with sensor-supported characteristic mapping guarantees outstanding engine performance and excellent acceleration in all usage conditions. The control unit uses real-time measurement to calculate the precise fuel quantity and ideal ignition timing. Fuel is injected directly into the crankcase by the injection valve. The unique combination of lightweight engineering and cutting-edge engine technology delivers the best power-to-weight ratio on the market, combined with a compact design.



Tool-free fuel cap

The fuel cap is easy to open with a press and turn motion even when wearing gloves. Thanks to its design and the double seal, the fuel cap cannot be opened accidentally and dirt particles cannot get into the fuel tank.

STIHL QuickStop cutting wheel brake

If the operator uses enhanced guard adjustment during cutting, the cutting wheel can be accessed at the top. In this working method, the user is supported by the STIHL QuickStop cutting wheel brake. If sufficient resistance results in kickback, the cutting wheel is stopped in a fraction of a second, triggered by a sensor.

Cutting depth adjuster

This allows for precise adjustment of the cutting depth from the upper handlebar.



EARTH AUGER

Multi-function handle



The ergonomically shaped multi-function handle is built into the handle frame on the earth auger. The stop button, idle and throttle cable can be operated with one hand.

QuickStop drill brake



If the drill jams in the ground, the QuickStop drill brake is engaged by the user's thigh and stops the drilling tool immediately. It also acts as a reverse rotation lock. A jammed drill can be easily removed from the drill hole by turning it in a counter-clockwise direction.

STIHL 4-MIX® engine

The STIHL 4-MIX® engine uses the standard petrol-oil fuel mixture (50:1). The petrol-oil mix is distributed throughout the engine via a bypass channel in the cylinder head, ensuring comprehensive lubrication. This mix-lubricated system avoids the need for components such as an oil pump, sump and oil tank.



PERSONAL PROTECTIVE EQUIPMENT (PPE)

Regulation (EU) 2016 / 425 - safe personal protective equipment

STIHL PPE products fulfil the health and safety requirements of Regulation (EC) 2016 / 425. PPE products are divided into 3 risk categories:

- Category 1: PPE for protection against minimal risks
- Category 2: PPE for protection against risks that are not covered by category 1 or 3
- Category 3: PPE for protection against risks that may cause very serious consequences such as death or irreversible damage to health

PPE products in category 3 are subject to annual monitoring by the notified body (identification number follows the CE marking).

EN ISO 11393 Cut protection



STIHL cut protection clothing is mostly made from cut protection materials developed exclusively for STIHL. STIHL cut protection clothing is tested by the very prestigious European SMP or KWF testing institutes. The cut protection material is light, breathable and features several layers. If the saw chain penetrates the top layer, bundles of fibres are ripped out and will block the sprocket. This stops the chain and dramatically reduces the risk of injury. STIHL cut protection products are identified in this catalogue by the following icons:



tested in accordance with EN ISO 11393



tested based on EN ISO 11393

Important note:

Personal protective equipment cannot provide absolute protection from injury. Nor is it a substitute for safe working practices. It is therefore essential to follow the instructions in the user manuals for both personal protective equipment and the relevant power tool, as well as the applicable national accident prevention regulations.

Cut protection areas on cut protection clothing

The cut protection areas on cut protection clothing are represented by the following icons in accordance with EN ISO 11393. There are a number of different cut protection classes (the specified chain speed is only one parameter involved in testing in accordance with EN ISO 11393 and does not necessarily correlate with a hand-held chainsaw operated at the same chain speed):

- Cut protection class 0 (16 m/s)
- Cut protection class 1 (20 m/s)
- Cut protection class 2 (24 m/s)
- Cut protection class 3 (28 m/s).

The KWF recommends cut protection class 1.

Design A



Design B



Front / back

Design C



Design B



Complete front section with cut protection, back section arm only and up to the shoulder.

EN ISO 20471 High-visibility clothing

This standard specifies the minimum surface area for high-visibility colour (for visibility during the day) and retro-reflective strips (for visibility at night) and categorises these into three classes, where class 3 represents the highest visibility. Wearing a jacket and trousers together raises the class by increasing the amount of high-visibility colour and reflective strips. Example:



2 = High visibility colour and retroreflective material: here EN ISO 20471 class 2

EN 343 rain protection

STIHL outdoor wear provides protection against rain and wind when working outdoors, and is comfortable to wear because the material allows evaporated sweat to pass through it. EN 343 specifies two parameters: water resistance (top number) and water vapour permeability (bottom number). Both are measured in 4 levels, where class 4 is the most waterproof. The seams are watertight. Example:



X = water resistance



X = water vapour resistance

UV protection



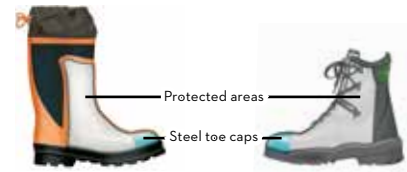
The UV protection factor (UPF) indicates how much longer a user wearing sun protection textiles or UV protection clothing can stay out in the sun without risking skin damage. The UPF is comparable to the sun protection factor (SPF) used in the

classification of sunscreen. For example, a person with skin type 1 wearing UPF 20 fabric clothing can stay exposed to the highest possible intensity of sunlight for 20 times as long, without experiencing skin damage. The scale used by the EN 13758-2 standard has a maximum protection level of UPF 40. However this is exceeded by the UV Standard 801 scale.

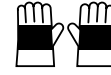
SNR value

Single Number Rating describes the protective effect of ear protection products. This is a number rating determined across all relevant frequencies. The higher the SNR value, the better the noise reduction. The M noise reduction value is crucial for STIHL power tools.

Cut protection areas on chainsaw boots



Cut protection areas on cut protection gloves



Shape A: The stipulated protected area in five-finger gloves is the palm and back of the hand, but there is no protective material in the finger and thumb areas.

HAND TOOLS AND FORESTRY ACCESSORIES

Anvil cut



The cutting blade makes direct contact with the wide counterblade. The wide counterblade is therefore called the "anvil". Lateral forces are barely utilised, meaning that straight, dead and hard wood can be very easily cut through. With soft, fresh cuttings, the underside of the bark can be pulled out before cutting.

Bypass cut



With this principle, the blade and anvil pass flush against each other during cutting. The cut created in this way is consistently flat, without crushing the cuttings. The bypass cut should generally be preferred for green cuttings. Due to the comparatively high level of force required for cutting, trimmers with an anvil cut should be used when working for extended periods with harder wood.

Impact protection sleeve and bolted safety plate



The handle and head form an inseparable unit thanks to the combination of the long steel handle protection sleeve, ring wedge, safety plate and safety screw. The result is an extremely stable joint with excellent advantages:

- Long tool service life - which means excellent value for money
- Outstanding work safety



STIHL ON-SITE


Whether for sawing, mowing, trimming, cleaning or cutting – everyone appreciates the uncompromising quality and reliability of STIHL products. And to make sure STIHL continues to deliver complete satisfaction, our products are only available from your local authorised STIHL dealer.

STIHL SERVICE PARTNERS

You will always be in good hands at an authorised STIHL dealer – they provide excellent service, advice and handling tips. They can advise you on the most appropriate tools for your requirements, give you useful tips on how to use the machine correctly and provide professional service. They will help to make sure your STIHL Power Tool remains a pleasure to use for many years to come.

STIHL ORIGINAL SPARE PARTS

Maximum reliability, even in extreme conditions, is a hallmark of STIHL Power Tools. If anything should ever go wrong with your STIHL product, STIHL has original spare parts on hand that will make a significant contribution to the performance, safety and service life of your STIHL Power Tool. **STIHL stocks original spare parts for at least 10 years after a Chainsaw or Power Tool has been discontinued** – so buying STIHL is always a great long-term investment. Original spare parts can be identified by the STIHL logo

 or the stylised "S" parts symbol.

STIHL QUALITY CONTROL

Stringent quality requirements are applied in all areas of the company to ensure the high standards of STIHL Power Tools. STIHL complies with the globally applicable ISO 9001 and ISO 14001 standards for comprehensive quality and environmental management. We are constantly developing and enhancing our entire range, which is why the design, technology and features of our products are subject to change.

FOR YOUR SAFETY

If not used in the approved manner, all our products can cause harm to the user or other people, animals and objects in the immediate vicinity. It is therefore essential to carefully read the entire user manual before starting and/or using a product for the first time and to follow all the safety instructions.

BRAND PROTECTION

Quality and safety for our customers are of the utmost importance to us. Our products are therefore protected by the following registered trademarks of ANDREAS STIHL AG & Co. KG:

The STIHL logo



The STIHL spare parts logo



The orange and grey colour combination



STIHL PRODUCTS ARE REGULARLY TESTED BY GERMAN AND INTERNATIONAL INSTITUTIONS.

We undertake these examinations because we view them as the logical continuation of our own testing programme. We highly value the judgement of third parties – not least because it gives our customers real peace of mind. The institutions confirm the high quality standards and exemplary technologies of STIHL products by awarding us quality marks. More comprehensive information regarding our compliance with Dir. 2002/44/EC (Vibration) is available at www.stihl.com/vib.

EXPLANATION OF QUALITY MARKS

The test conditions for the quality marks can be viewed on the web pages indicated:



We voluntarily submit our products to recognised testing authorities for safety testing. The GS mark confirms which authority carried out the inspection, such as TÜV. www.tuv.com/united-kingdom/en/gs-mark.html.



Quality mark of the German Agricultural Society. This independent, non-profit commission determines testing criteria and evaluation standards and is responsible for issuing the quality mark. A Signum Test usually takes six to twelve months to complete. For further information, visit www.dlg.org.



DLG certification involves a comprehensive Utility Value test being conducted by the DLG, based on independent and recognised assessment criteria for agricultural products. A machine or system that is DLG-certified in its entirety has been assessed as neutral in terms of its key characteristics. For further information, visit www.dlg.org.



The Board of Trustees for Forestry Work and Technology (Kuratorium für Waldarbeit und Forsttechnik e.V.) awards the "KWF Pro" mark (previously "KWF Utility Value test mark") to technical forestry equipment that meets the high standards required for professional forestry applications in relation to efficiency, safety, ergonomics and environmental sustainability. The "KWF Standard" quality mark is awarded to products that are suitable for use outside the forestry environment, such as in agriculture or landscaping, or by those who cut their own firewood. Products with specific technical features that have been successfully tested receive the blue "KWF test" mark. For further information, visit www.kwf-online.de



The ÖKO-TEST publisher tests products from all goods sectors, particularly with respect to their environmental compatibility and the absence of pollutants. Products that achieve exemplary results in this testing may carry the ÖKO-TEST label, which is considered the most widely-accepted quality seal in Germany. For further information, visit www.oekotest.de.



Stiftung Warentest creates test reports concerning electronics, household and health, as well as finances, insurance and taxes. For further information, visit www.test.de.



The European Eco-Label was introduced in 1992 and is recognised by the European Commission, all member states of the European Union and the European Economic Area. For European consumers, the "flower" symbol indicates a high-quality, environmentally-friendly product that has been tested by independent national institutes in each of the member states. For further information visit <http://ec.europa.eu/environment/ecolabel>.



All GORE-TEX® shoes and clothing bear the Guaranteed to Keep You Dry™ assurance, which means they are guaranteed to remain waterproof, windproof and breathable throughout the life of the product. For further information, visit gore-tex.co.uk.



Products with the OEKO-TEX® label have been tested and certified according to the OEKO-TEX® Standard 100. OEKO-TEX® Standard 100 is a worldwide testing and certification system for textiles, and it can be applied to raw, intermediate and end products. The toxicity tests check for prohibited and regulated substances, as well as chemicals that are potentially hazardous to health. For further information, visit www.oeko-tex.com.



This symbol appears on cut protection clothing, gloves and shoes for users of hand-held chainsaws, that have been certified in accordance with EN 381 and respectively EN ISO 11393 and EN 17249.



This mark stands for high-visibility clothing tested in accordance with EN 20471.

GENERAL INFORMATION

1. The prices listed in this catalogue are the manufacturer's non-binding, recommended retail prices in New Zealand Dollars, inclusive of GST.
2. The prices in this catalogue are based on the price list valid on 1 January 2021. STIHL reserves the right to change the non-binding, recommended retail prices.
3. This catalogue renders all previous catalogues invalid.
4. No claims can be made based on the specifications and images in this catalogue. The indicated design, technology, colours, features and prices are subject to change.
5. Genuine STIHL chainsaws and power tools can be recognised by their orange/grey colour combination.
6. This catalogue and all its contents are copyright protected. All rights are reserved, particularly alteration, translation and reproduction using electronic systems.

This catalogue contains numerous combinations of tools and accessories designed for different applications and different kinds of users. For normal applications, we advise the use of STIHL recommended combinations. These can be found in your tool's user manual. STIHL dealers can provide you with individual advice regarding the best combination to suit your needs.

STIHL warning about imitations:
www.stihl.com/piracy

STIHL New Zealand Limited
P.O Box 97 257,
Manukau City 2241,
Auckland,
New Zealand

Service numbers for customers:
Telephone: +64 9 262 4000
Fax: +64 9 262 4006

www.stihl.co.nz



FOR FURTHER INFORMATION AND ADVICE: